AGENDA OF THE COMMON COUNCIL

TUESDAY, MAY 18, 2021, 6:00 PM
Virtual Meeting. Public may join via Zoom.

A. Zoom Meeting Information.

1. This item contains documents which provide call in information and instructions for the Zoom meeting.

B. Roll Call.

C. Pledge of Allegiance.

D. Invocation.

1. The invocation will be led by Alderman Jesse Brunette, District 12.

E. Approval of Minutes.

1. Approval of the minutes from the May 4, 2021 Common Council Meeting.

F. Approval of the Agenda.

G. Report by the Mayor.

H. Announcements.

I. Appointments.

1. Appointments:
    1. **New Appointments:**

Redevelopment Authority
Brighid Riordan, 400 Donald Driver Way, #6, Green Bay, WI 54303
Term to expire: March 1, 2022

Green Bay Area Room Tax Commission
Kristine Hall, 333 Main St., Green Bay, WI 54301

Term to expire: November 1, 2022

Traffic, Bicycle and Pedestrian Commission
Melissa Flucke, 717 S. Baird St., Green Bay, WI 54301
Term to expire: August 1, 2022

Kasha Huntowski, 1219 Lawe St., Green Bay, WI 54301
Term to expire: March 1, 2022

Equal Rights Commission
Marcus Grignon, 401 S. Fisk St., Green Bay, WI 54303
Term to expire: February 1, 2023

J. Presentation

1. Presentation regarding the Community Housing Initiative

K. Ordinances - Second Reading for Adoption.

1. General Ordinance 10-21
   An ordinance amending Section 29.208, Green Bay Municipal Code, relating to parking regulations.

2. General Ordinance 11-21
   An ordinance amending Sec. 29.307, Green Bay Municipal Code, relating to traffic regulations.

L. Report of the Redevelopment Authority (May 11, 2021).

1. To approve the development agreement with Merge, LLC, with the updated language as presented, and forward the agreement on to the City Council with recommendation for final approval.

2. Informational Only - Directing staff to pursue an updated memorandum of understanding with respect to the guaranty with HCW, LLC.

M. Report of the Improvement & Services Committee (May 12, 2021).

1. To receive and place on file the request by resident at 1604 Hillcrest Drive to extend the payback period and waive the interest for the water assessments associated with the Hillcrest Drive Reconstruction project.

2. To hold until the Wednesday, May 26, 2021 Improvement and Services Committee meeting a constituent idea about improving fall loose leaf collection. (Ald. Brunette)

3. To approve the award of the contract PAVEMENT 4-21 SOUTH MAPLE AVENUE RECONSTRUCTION to the low responsive bidder, DeGroot, Inc., in the amount of $1,336,138.43.

4. To receive and place on file the report of actions taken by Department of Public Works

A. Granting of Licenses

1. Sidewalk Builder

a. Crete Workx
b. Delahaut Custom Concrete LLC
c. TC Concrete LLC

2. Tree & Brush Trimmer

a. Rigo's Landscaping LLC

N. Report of the Protection & Policy Committee (May 10, 2021).

1. To approve a change of agent by South Bay Marine Center, Inc. at 101 Bay Beach Rd.

2. To hold a request by Brinker Corp. (Chili's Bar & Grill) at 2363 W. Mason St. to amend their license premises to include parking spaces for to-go orders containing alcohol pending action on State Senate Bill 56.

3. To approve a change of agent for the 2021-2022 license year by Green Bay Yachting Club, Inc. at 100 Bay Beach Rd.

4. To approve a change of agent for the 2021-2022 liquor license year for Singh's C Store #3 at 610 E. Walnut St.

5. To approve a change of agent for the 2021-2022 license year for Creamery Cafe LLC at 114 Pine St.

6. To approve a change of agent by Marcus Cinemas of WI, LLC at 1000 Kepler Dr.

7. To approve the 2021-2022 liquor license renewal applications, pending the approval of the change agent at the May 18, 2021 Common Council meeting and with the approval of the proper authorities.

8. To approve an application for an available "Class B" Combination license by El Dorado LLC at 923 W. Mason St. with a licensed premises description as "LEGAL DINNING ARE FOR THE RESTAURANT, FIRST FLOOR," with the approval of the proper authorities. (Currently licensed as El Dorado LLC with a Class "B" Beer license and "Class C" Wine License).

9. To approve the renewal application for the 2021-2022 license year for a "Class B" Combination license by El Dorado LLC at 923 W. Mason St., pending the approval of the original application at the May 18 Common Council meeting and with the approval of the proper authorities.

10. To approve an application for a "Class B" Combination license by "Taqueria Maldonado's Main Street LLC at 400 Schoen St. with a licensed premises description as "BEHIND BAR, BAR IN BEER GARDEN, STORE BEHIND BAR AND STORAGE IN BASEMENT," with the approval of the proper authorities.

11. To approve a 2021-2022 renewal application for a "Class B" Combination by Taqueria Maldonado's Main Street LLC at 400 Schoen St., pending the approval of the original application at the May 18 Common Council meeting and with the approval of the proper authorities.

12. To approve a 2020-2021 license application for a "Class B" Combination license by "A&V Custom Creations, LLC" at 235 N. Broadway with a licensed premises description as "DIY open workspace, bev to be store in bev coolers, storage room," with the approval of the proper authorities (Currently licensed as Board & Brush Creative Studio-Green Bay LLC).

13. To approve a renewal application for the 2021-2022 license year for a "Class B" Combination License by A&V Custom Creations, LLC at 235 N. Broadway, pending the approval of the original application at the May 18 Common Council meeting and with the approval of the proper authorities.

14. To approve the 2021-2022 liquor renewal licenses, with the approval of the proper authorities.

15. To hold the appeal by Cordell Rice regarding the denial of his operator's license and forward to the Common Council for action on May 18, 2021.

16. To receive and place on file The Liquor Violation report for May 10, 2021.

O. Report of the Protection & Policy Committee Granting Operator Licenses.

1. Report of the Protection & Policy Committee Granting Operator Licenses.

P. Report of the Plan Commission (May 10, 2021).

1. To authorize a Conditional Use Permit (CUP) for the reconstruction of an off-premise digital and static message billboard in a General Industrial (GI) district, 1030 Block S. Ashland Avenue, subject to:
   a. A site plan and applicable permit applications are submitted to the Department of Community and Economic Development (DCED) for review and approval.
   b. The sign permit application shall not be valid unless approved by the Director of Public Works or his/her designee (Traffic Engineer).
   c. The Department of Public Works shall be provided with the means to turn off a digital billboard in the case of hazardous glare, interference with the visibility or effectiveness of a traffic signal or control, or other traffic hazard caused by the sign.
   d. The owner of the sign shall maintain up-to-date contact information with the Department of Public Works. The contact information is to provide 24 hours per day, 7 days per week access to a person or persons that is/are available at all times to respond to a hazardous sign situation.
   e. The proposed signage shall meet all of the requirements of Chapter 13-2013(i), Green Bay Zoning Code.
   f. Removal of the existing two billboard sign faces at 842 South Military Avenue, raze Project # 102966 prior to the issuance of permits related to this request.
   g. No other off-premise sign owned or operated by Lamar Advertising within 350 feet of the subject request shall be converted to an electronic multiple message sign along a south

facing sign face.
(Public Hearing held 05/10/21)

2. To authorize a Conditional Use Permit (CUP) for the number of the maximum allowable parking stalls per Chapter 13-1714(f) along the 800 Block of S. Huron Road, subject to:
a. Resubmission of a site plan to comply with Chapter 13-1821.
b. Compliance with all the regulations of the Green Bay Municipal Code not covered under the Conditional Use Permit, including standard site plan review and approval.
(Public Hearing held 05/10/21)

3. To authorize a Conditional Use Permit (CUP) for a motor vehicle repair, minor in a Downtown One (D1) district located at 533 E. Walnut Street, subject to:
a. Compliance with all of the regulations of the Green Bay Municipal Code not covered under the Conditional Use Permit (CUP), including standard site plan review and approval.
b. Inoperable or unregistered vehicles not associated with repair work shall not be stored on-site.
c. No outdoor repair work and no outdoor storage will be permitted. All vehicle parts and tires shall be stored inside the enclosed building.
d. Direction of flow regarding vehicles for repair shall be one-way.
e. Consolidation of 519 & 521 East Walnut Street with 533 East Walnut Street.
(Public Hearing held 05/10/21)

4. To hold over the request for a Conditional Use Permit (CUP), until the next Plan Commission Meeting, for an expansion of an existing substation in the 2040 Block Morrow Avenue, due to new information received.

Q. Report of the Finance Committee (May 11, 2021).

1. To award the contract for Financial Advisory services to Ehler's & Associates, the highest scoring proposer to RFP 2021-01. Scoring summary attached.

2. To award the Green Bay Press Gazette the bid to be the official paper for the City of Green Bay for the posting of legal notices. Bid summary attached.

3. To approve a second amendment to the City of Green Bay and Village of Bellevue Contract for services for the provision of water and sewer services between bordering properties.

4. Discussion of the 2021-2025 Capital Improvement Plan.

R. Report of the Personnel Committee (May 11, 2021).

1. To approve the request to fill the following replacement positions and all subsequent vacancies resulting from internal transfers.
a. Mechanic - Parks, Recreation & Forestry
b. Sewer Worker Foreperson - Public Works

S. Receive and Place on File.

1. Building Report for April 2021

2. Municipal Court Report for April 2021

T. Resolutions.

1. Resolution authorizing conditional use permit in the 1030 Block South Ashland Avenue.
2. Resolution authorizing conditional use permit at 533 East Walnut Street.
3. Resolution authorizing conditional use permit along the 800 Block of S. Huron Road.
4. Resolution drawing final orders to contractors for May 18, 2021.

U. Referral of Petitions & Communications.

V. Adjournment.

1) SUPPLEMENTAL INFORMATION: The Video of this meeting, Agenda, Agenda Packet, and Minutes are available online at www.greenbaywi.gov/Meetings.
2) ACCESSIBILITY: Any person wishing to attend who requires special accommodation because of a disability, should contact the City Safety Manager at 920-448-3125 at least 48 hours before the scheduled meeting time so that arrangements can be made.
3) QUORUM: Please take notice that a majority or quorum of the Common Council will attend this committee meeting and will constitute a meeting of the Common Council for purposes of discussion and information gathering relative to this agenda.
4) REPRESENTATION: The party requesting the communication, or their representative, should be present at this meeting.

Virtual Meeting Instructions

Common Council 05/18/2021

Zoom Meeting Information

Join Zoom Meeting

https://us02web.zoom.us/j/82727225062

Meeting ID: 827 2722 5062

Passcode: 146677

One tap mobile

+19292056099,,82727225062#,,,,*146677# US (New York)

+13017158592,,82727225062#,,,,*146677# US (Washington DC)

Dial by your location

+1 929 205 6099 US (New York)

+1 301 715 8592 US (Washington DC)

+1 312 626 6799 US (Chicago)

+1 669 900 6833 US (San Jose)

+1 253 215 8782 US (Tacoma)

+1 346 248 7799 US (Houston)

Meeting ID: 827 2722 5062

Passcode: 146677

Additional Information

1. Wisconsin Open Meetings Law still applies
    a. Persons interested in speaking to an item must give their name and address
    b. Committee/Commission/Board members will still follow *Roberts Rules of Order*
2. All zoom meetings will have a password in the instructions. Please enter when prompted.
3. Please log into the Zoom meeting 10 minutes before the meeting starts to ensure proper technology is working.
    a. If you are a Board Member, please log into CivicClerk with a computer, laptop, or tablet device.
4. Once you are in the meeting please mute yourselves.
    a. You may unmute yourself when you are called upon to speak.
5. Waiting room
    a. When you call in, all callers/participants will be placed in a "waiting room."
    b. Persons on the agenda will be admitted to the meeting, and then once the item is concluded, the host will permanently mute you from the meeting (you can still hear the meeting).
6. Using Zoom with a tablet or computer
    a. Tablet—you will be asked to sign in. Download the app either with the Apple Store or the Play Store
    b. Computer—you will be asked to sign in. You may download the app or click on the link to open Zoom in your browser.
7. Registering
    a. The host may ask you to register for the meeting. A registration link will be sent to you along with the invite. You'll receive another email confirming that you're registered for the meeting.
    b. If you're using a phone, your registration will still be tied to an email.
8. Raising your hand
    a. Committee members—you can either use CivicClerk and request to speak or you can "raise your hand" in the zoom meeting (you'd need to use a computer or tablet) to let the host know you'd like to speak. You can also un-mute yourselves and start speaking.
    b. Persons on the agenda—you can "raise your hand" but you'd need to use a computer. You will be allowed to speak, per Wisconsin Open Meetings Rules, once the committee has "opened the floor for interested parties to speak." Once the committee is finished with your agenda item, the host will mute you permanently, unless the committee opens the floor again.
9. What devices should I use?
    a. Smart phone (please see more detailed instructions on page 3)
    b. Land line
    c. Tablet—well in advance of the meeting, please download the Zoom Meeting app before you join a meeting by using either the Apple Store or the Play Store. You will be asked to input your name, thus identifying you for the meeting. You'll also be asked to verify your email.
    d. Computer—well in advance of the meeting, please download the Zoom Meeting app, but you can also click on a link to open the Zoom Meeting in your browser. You will be asked to input your name, thus identifying you for the meeting.
    e. For tablet and computer users--if you download the app you will be asked to verify your email.
10. Zoom etiquette
    a. Muting yourselves when you're not talking will prevent your background noise from interfering with others' ability to listen to and participate in the meeting.
    b. If you're using a telephone, please identify yourself with your phone number and name before you speak. Zoom meeting hosts can see only your telephone number and will ask you to identify yourselves.
11. Closed session
    a. Persons in the Zoom meeting will be put into a waiting room while the committee meets in Closed Session. Participants will be admitted back into the Zoom meeting once the committee reconvenes in Open Session.
    b. Persons watching live on YouTube will see a gray screen with the City logo during closed session.
12. Persons interested in attending anonymously or listening to the meeting may call in by dialing *67 followed by the phone number above.

Calling into the Zoom meeting using a smartphone

1. Dial the phone number listed at the beginning of this document.
2. When prompted, enter the Meeting ID number followed by **#**
    a. If you're using a smartphone, you can access the keypad by clicking "Keypad" on your screen

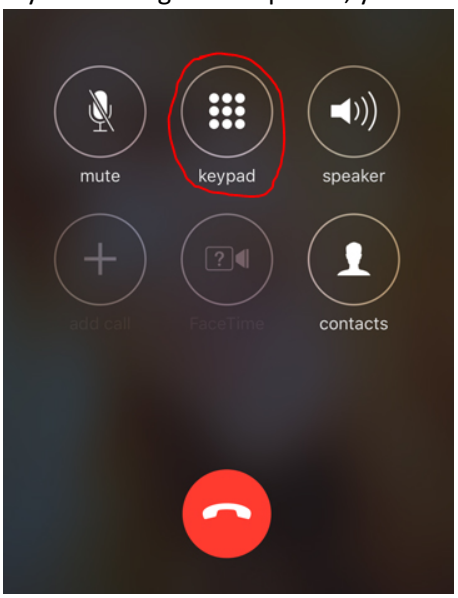

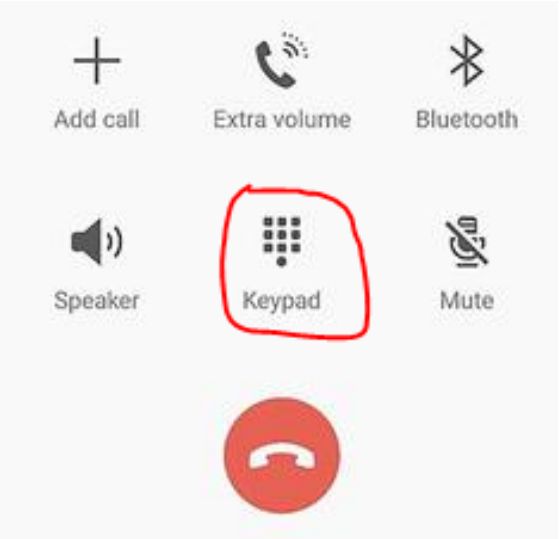

3. Once you are in the meeting, notify the meeting host that you are in and state your name.
4. If you do not need to talk, please make sure your phone is on **Mute**
    a. If you're using a smartphone, look at your screen and click the Mute button

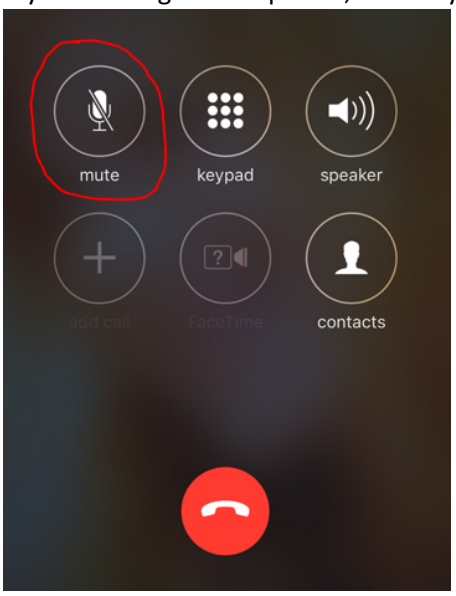

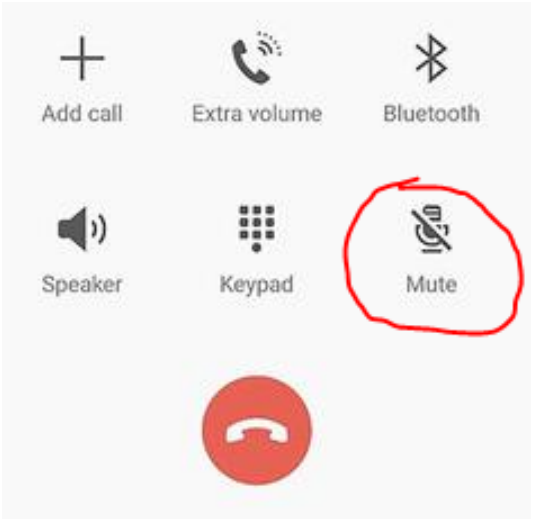

    b. If you're using a computer, you should see a Mute button in the Zoom application

GENERAL ORDINANCE NO. 10-21

AN ORDINANCE
AMENDING SECTION 29.208,
GREEN BAY MUNICIPAL CODE,
RELATING TO PARKING REGULATIONS

THE COMMON COUNCIL OF THE CITY OF GREEN BAY DOES ORDAIN AS FOLLOWS:

SECTION 1. Section 29.208, Green Bay Municipal Code, is hereby amended to remove the following NO PARKING zone:

> TWELFTH AVENUE, west side, from Clinton Street to a point 110 feet south of Mason Street.

SECTION 2. Section 29.208, Green Bay Municipal Code, is hereby amended to remove the following 2-HOUR PARKING 7 AM TO 7 PM MONDAY THROUGH FRIDAY zones:

> BROADWAY, east side, from a point 430 feet south of Third Street to a point 90 feet south of Third Street.
>
> BROADWAY, east side, from Third Street to a point 60 feet south of Clinton Street.

SECTION 3. Section 29.208, Green Bay Municipal Code, is hereby amended to establish the following NO PARKING zone:

> TWELFTH AVENUE, west side, from Third Street to Clinton Street.

SECTION 4. Section 29.208, Green Bay Municipal Code, is hereby amended to establish the following 2-HOUR PARKING 7 AM TO 7 PM MONDAY THROUGH FRIDAY zones:

> BROADWAY, east side, from Mason Street to a point 60 feet south of Clinton Street.

SECTION 5. All ordinances, or parts of ordinances, in conflict herewith are hereby repealed.

SECTION 6. Effective date. This ordinance shall take effect on and after its passage and publication.

Dated at Green Bay, Wisconsin this _____ day of _____, 2020.

APPROVED:

Mayor

ATTEST:

City Clerk

DJAH

GENERAL ORDINANCE NO. 11-21

AN ORDINANCE
AMENDING SECTION 29.307,
GREEN BAY MUNICIPAL CODE,
RELATING TO TRAFFIC REGULATIONS

THE COMMON COUNCIL OF THE CITY OF GREEN BAY DOES ORDAIN AS FOLLOWS:

SECTION 1. Section 29.307, Green Bay Municipal Code, is hereby amended to remove the following 1-WAY STOP condition:

BOND STREET, at Broadway (eastbound)

SECTION 2. Section 29.307, Green Bay Municipal Code, is hereby amended to establish the following 1-WAY STOP condition:

KELLOGG STREET, at Donald Driver Way (eastbound)

SECTION 3. Section 29.307, Green Bay Municipal Code, is hereby amended to establish the following 2-WAY STOP condition:

BOND STREET, at Broadway

SECTION 4. All ordinances, or parts of ordinances, in conflict herewith are hereby repealed.

SECTION 5. Effective date. This ordinance shall take effect on and after its passage and publication.

Dated at Green Bay, Wisconsin this _____ day of _____, 2020.

APPROVED:

_____
Mayor

ATTEST:

_____
City Clerk

DJAH

Report to the
Redevelopment Authority of the City of Green Bay

MEETING DATE	PREPARED BY
May 18, 2021	Neil Stechschulte, Director

AGENDA ITEM # L.1

To approve the development agreement with Merge, LLC, with the updated language as presented, and forward the agreement on to the City Council with recommendation for final approval.

BACKGROUND

The following is a summary of the proposed development agreement between Merge, LLC and the City:

Developer is proposing to construct two buildings: a four (4)-story mixed-use structure with two wings connected on the north side of the building (Building One) with approximately one hundred twenty-nine (129) market-rate rental units and approximately four thousand (4,000) square feet of restaurant and/or retail space; and a separate four (4)-story residential structure with two wings connected on the west side of the building (Building Two) with approximately ninety-six (96) market-rate rental units; and related improvements. These 225 units are proposed to be constructed on 5.66 acres of land at the "Shipyard." Building One must be completed by December 2023, and Building Two must be completed by December 2025.

The City is responsible for transferring the property, and preparing a CSM with land for the extension of public right of way for Arndt and Bridge Streets and any easements needed for the project, along with construction of those streets. The City is also responsible for construction of public amenities including a multi-modal path along the waterfront, floating docks, kayak launch, other outdoor recreation amenities and a plaza.

The project is located in TID #22. The Development is projected to be valued at $21 million, and must be assessed at a minimum of $15 million in order to qualify for a prorated amount of the requested TIF assistance. Payments will be up to 70% of the available increment annually. TIF Assistance is capped at no more than $7.5 million.

RECOMMENDATION

Staff is recommending approval of the development agreement, and that the RDA recommend approval and forward the agreement on to the City Council for final approval.

FISCAL IMPACT

The development is projected to generate sufficient TIF funding to cover projected project costs. Site development costs are also being offset by EPA and WEDC funding assistance.

ATTACHMENTS

1. 8.1 - Shipyard - Merge - 3-551 - Concept Plan - 200324
2. Merge Shipyard - Development Agreement (FINAL) 20210513

PULLBACK

PROJECT DATA

Green Bay Shipyard

Merge Urban Development Group

FACTS // *What do we know? What is given?*

239 Arndt Street / 119 Bridge Street

Existing site condition is a vacant industrial site of 233,784 SQ FT (5.367 acres).

Zoning: D2 Downtown Two

Max ground floor area: 40,000 SF

FAR: Min. 1; Max 8 (no setbacks required)

Max Height: None

Located in "On Broadway" Business Improvement District.

Raised site with fill to be out of floodplain - no underground parking.

Walk Score: 67 (city average: 41) Bike Score 87!

2015 IBC and Wisconsin State Amendments

Reference Green Bay 2014 Downtown Plan "AuthentiCity" and "State of Downtown Report"

GOALS // *What do we want to achieve + why?*

Transform this end of the city.

Create a dense walkable residential development that maximizes use of limited downtown waterfront.

Maximize units with views of the Fox River and the Shipyard park

Restaurant facing the urban edge to add additional vibrancy and attract people to the site.

Create an anchor to the south end of the Broadway District that supports the vibrant district culture while also spurring further development on S. Broadway, "starting a domino effect".

Architecture should be authentically of Green Bay and the Broadway district.

"materials reflecting the district's history or the formation of the community encourage people to think about Green Bay and the district, or maybe even instill a sense of wonder about the community's story" Streetscape TV Report

CONCEPTS // *How can we achieve the goals?*

Incorporate massing of adjacent industrial buildings and elevate the context.

Building orientation and geometry to maximize views toward river and Shipyard park.

Incorporate attractive landscaping and lighting to extend park feeling from Shipyard Park to Riverwalk.

Juxtapose intentional elements from historic industrial context.

"equally important to scale is detail—a Broadway district experience relates strongly to the sense of its relationship to the river, industry and the craft felt in its buildings." Streetscape TV Report

NEEDS // *What quantity + quality is required?*

Retail at restaurant: 14' clear height, 4000 SF.

Half-level covered parking at building with restaurant. All other ground floor to be walk ups.

225 Total Units

Micros - 20% (450 SF)

Studios - 20% (500 SF)

1 BD - 20% (650 SF)

1+ BD - 20% (700 SF)

2BD - 20% (900 SF)

Provide amenities including courtyard, patio terrace space, private balconies, kayak and fishing storage.

Support pedestrian-friendly designs such as outdoor seating, outdoor gathering areas, active commercial corner, and public or quasi-public spaces.

PROJECT STAKEHOLDERS

Joy Hannemann

Brent Dahlstrom

Jon Tiaber

On Broadway

City of Green Bay

CORE PURPOSE

Create attainable housing options in a walkable urban setting that uses this site to its full potential.

Connect and respond to the adjacent Shipyard Park

To build a lasting relationship with the City of Green Bay for future development.

CHARACTER + FEEL

Blend the industrial fabric of the Green Bay riverfront with a new building that is contextually sensitive yet contemporary and exciting.

Embrace Green Bay's appreciation of art, the flourishing culinary scene, it's industrial roots and it's emerging high-tech workforce.

Support and expand on the active and recreational activities of the adjacent Shipyard park.

END USER DESCRIPTION

Young professionals, working class people, and empty nesters will be drawn to the attractive housing adjacent to the Shipyard Park, with views of the river and park-like setting.

Abundant day lighting, sustainable and natural materials, and smart design will be attractive features that will drive demand for these urban residential units.

PULLBACK

PROJECT DRIVERS

SERVE // SPACES FOCUSED ON LIFE OF *PEOPLE + PLACE*

PEOPLE // *Multiplicity*

The quality or state of being multiple or various

The Broadway district is a culturally rich district that is diverse in its racial, ethic, and economic makeup. The bulk of people coming into the district are young singles and couples.

The community contains a strong art and culinary scene. Broadway is home to Green Bay's most dense collection of public art.

Designed to serve both blue collar and high tech work force.

PLACE // *Anchor*

Reliable, something that serves to hold firmly

The adjacent Shipyard Park development will create a tourism and recreation destination at the south end of the Broadway District. Dense residential development will activate the new park and enliven the waterfront, which will spur further development on the south end of the district.

Project site is situated between juxtaposed places of work (active shipyard and riverfront) and play (large shipyard park).

MAKE SENSE // QUALITY EXECUTION SHAPED BY *REGIONALISM + ENDURANCE*

REGIONALISM // *Form*

The essential nature of a thing

Building forms and materials inspired by a history of industrial, ship building, and paper making structures, detailed in a contemporary way, to create a modern interpretation of the old buildings that formerly lined the Fox River.

The dominant feature of the site is the Fox River. Amenities should allow people to view and interact with it in various ways, during each season.

Pedestrian focused experience to promote activity and interaction with the various community activities that take place year round.

ENDURANCE // *Hardy*

Bold, Brave, capable of withstanding adverse conditions

Industrial quality, durability, and timelessness will be referenced in the architecture

Incorporate solar panels to offset energy cost of common areas and shared amenity area.

As the project site is raised up & out of the flood plain, it should not disconnect itself from accessing the riverfront.

Materials and detailing should create a hybrid character of the industrial past and the high-tech future.

MEAN IT // HOLISTIC CONCEPTS DEVELOPED WITH *CLARITY + OPTIMISM*

CLARITY // *Shipyard*

a yard, place, or enclosure where ships are built or repaired

Incorporate clean lines and bold features that are prevalent throughout midwest industrial architecture

Allow the architecture to direct the flow of pedestrians' views and movement as they are they spill out to the riverfront.

Use building and landscaping to shape and promote the pedestrian experience as a hub of community.

OPTIMISM // *Recreation*

Refreshment of strength and spirits after work

This development should not add additional burden to the lives of its users. The architecture and site should create areas of play and rest that reinvigorate the lives of its users

Provide different scales of dynamic spaces to create an active and peaceful environment that engages with the river.

Green Bay Shipyard

Merge Urban Development

+ DRIVERS // INCREASING SPECIFICITY

+DRIVER 1 // *Urban Flow*

The architecture shapes the movement & views that spill out onto the Fox River and the surrounding city

+DRIVER 2 // *Hybrid History*

Mixed character of the site's industrial and shipping past with its high-tech future

+DRIVER 3 // *Revitalization by Recreation*

The adjacent Shipyard Park will create a tourism and recreation destination at the south end of the Broadway corridor. Dense residential development will activate the new park and enliven the waterfront.

GREEN BAY SHIPYARD

SOCIOECONOMIC BENCHMARKS

People Per Canvas Block Area

Project Parcel Location

Project Study Area

People Per Canvas Block Area (Acre)
People (0 - 40.0)

- 0.0 - 2.0
- 2.0 - 5.0
- 5.0 - 9.0
- 9.0 - 12.0
- 12.0 - 40.0

Dwelling Units Per Canvas Block Area

Project Parcel Location

Project Study Area

Dwelling Units Per Canvas Block Area (Acre)
People (0 - 34.0)

- 0.0 - 1.0
- 1.0 - 2.5
- 2.5 - 4.0
- 4.0 - 8.0
- 8.0 - 34.0

Employment Units Per Canvas Block Area

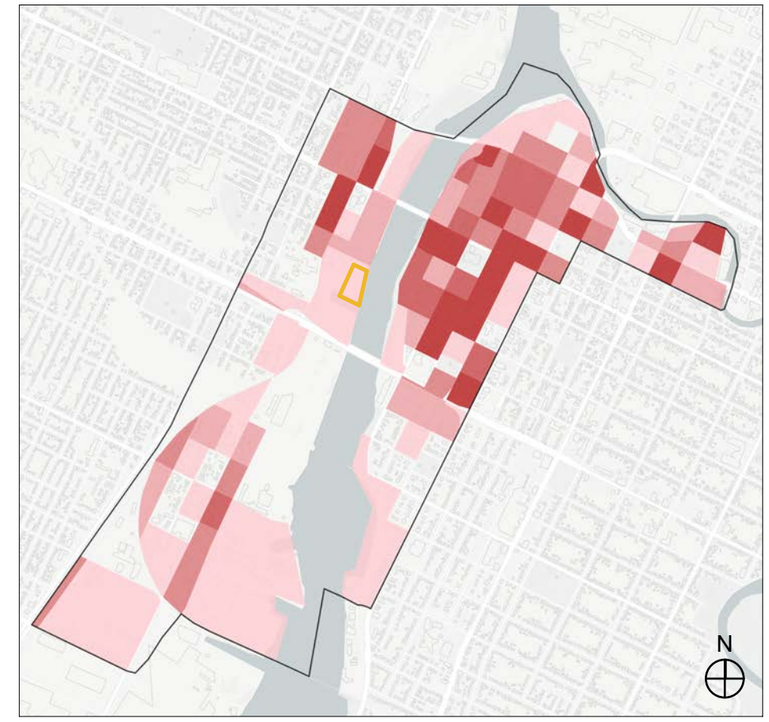

Project Parcel Location

Project Study Area

Employment Per Canvas Block Area (Acre)
People (0 - 112)

- 0.0 - 2.0
- 2.0 - 4.5
- 4.5 - 10.0
- 10.0 - 15.0
- 15.0 - 112.0

GREEN BAY SHIPYARD

SOCIOECONOMIC BENCHMARKS

Green Bay Shipyard Study Area Map

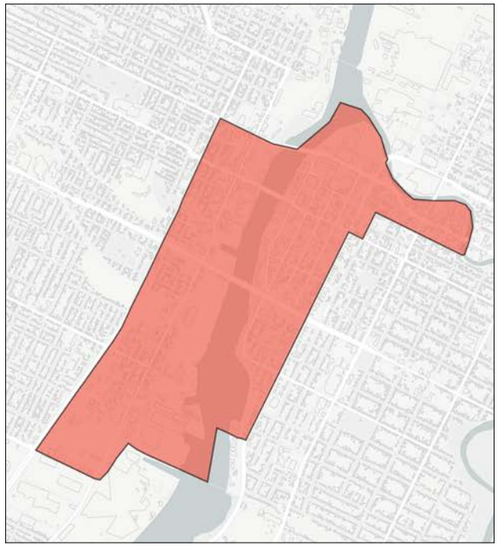

Green Bay Shipyard Study Area Data

Population

Number of residents

Base Scenario 3,044

Housing

Number of dwelling units

Base Scenario 1,748

Households

Number of households

Base Scenario 1,540

Jobs

Number of employees

Base Scenario 4,287

Base Scenario Source: UrbanFootprint generates the raw counts of population, dwelling units, jobs, and other demographic fields by using a combination of data sources, including the 2010 Dicennial Census, the 2012 American Community Survey (ACS) 5-year estimates (available at the block group level), 2010 Longitudinal Employer-Household Dynamics (LEHD) workforce data, the Environmental Protection Agency's Smart Location Database, the Census Bureau's Area Landmarks dataset, and the National Land Cover Database (NLCD).

Housing by Type

Number of dwelling units

Detached Single-Family, Large Lot
Detached Single-Family, Small Lot
Single-Family Attached
Multifamily

Base Scenario 1,748

Jobs by Sector

Number of employees

Retail
Office
Public
Industrial
Agriculture/Extraction
Military

Base Scenario 4,287

Green Bay City Jurisdiction Map

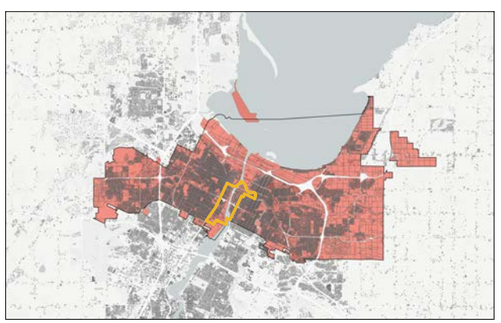

Secondary Source:
- https://factfinder.census.gov/faces/nav/jsf/pages/community_facts.xhtml
- https://censusreporter.org/profiles/14000US55009000800-census-tract-8-brown-wi/

Green Bay City Jurisdiction Data

Population

Number of residents

Base Scenario 102,384

Housing

Number of dwelling units

Base Scenario 42,845

Households

Number of households

Base Scenario 40,183

Jobs

Number of employees

Base Scenario 63,961

Housing by Type

Number of dwelling units

Detached Single-Family, Large Lot
Detached Single-Family, Small Lot
Single-Family Attached
Multifamily

Base Scenario 42,845

Jobs by Sector

Number of employees

Retail
Office
Public
Industrial
Agriculture/Extraction
Military

Base Scenario 63,961

SHOTLING ARCHITECTURE

MERGE URBAN DEVELOPMENT GROUP

REGIONALISM

EXISTING CONTEXT

PROJECT SITE
PARKS
1/2 MILE RADIUS
OR 5 MINUTE WALK
PUBLIC EVENT SPACE

BICYCLE TRANSPORTATION
BICYCLE LANES
PROPOSED BICYCLE LANES
FOX RIVER TRAIL

PEDESTRAIN PATHS
RIVERWALK
POTENTIAL RIVERWALK EXPANSION
FUTURE HUBBARD STREET PROMANADE

POINTS OF INTEREST

1. ACE MARINE
2. TITLETOWN BREWERY
3. COPPER STATE BREWERY CO.
4. NEVILE PUBLIC MUSEUM
5. THE CANNERY PUBLIC MARKET
6. T2 ACCELERATOR
7. KI CONVENTION CENTER
8. HAMPTON INN DOWNTOWN
9. SCHREIBER FOODS
10. BAYLAKE CITY CENTER
11. THE CHILDREN'S MUSEUM OF GREEN BAY (OLD LOCATION)
12. HOTEL NORTHLAND
13. MEYER THEATRE
14. THE AUTOMOBILE GALLERY
15. FORT HOWARD ELEMENTRY SCHOOL
16. THE GREATER GREEN BAY CHAMBER OF COMMERCE
17. BROWN COUNTY COURTHOUSE
18. THE TARLTON THEATRE
19. CUP O JOY MUSIC VENUE
20. GREEN BAY COMMUNITY THEATRE

PARKS & PUBLIC SPACES

21. FUTURE SHIPYARD PARK
22. THE CITYDECK
23. LEICHT MEMORIAL PARK
24. FRANK B. SEYMOUR PARK

EVENT LOCATIONS

25. FARMER'S MARKET ON BROADWAY & TASTE ON BROADWAY
26. SATURDAY FARMERS MARKET

TITLETOWN BREWERY

ACE MARINE

THE CITYDECK

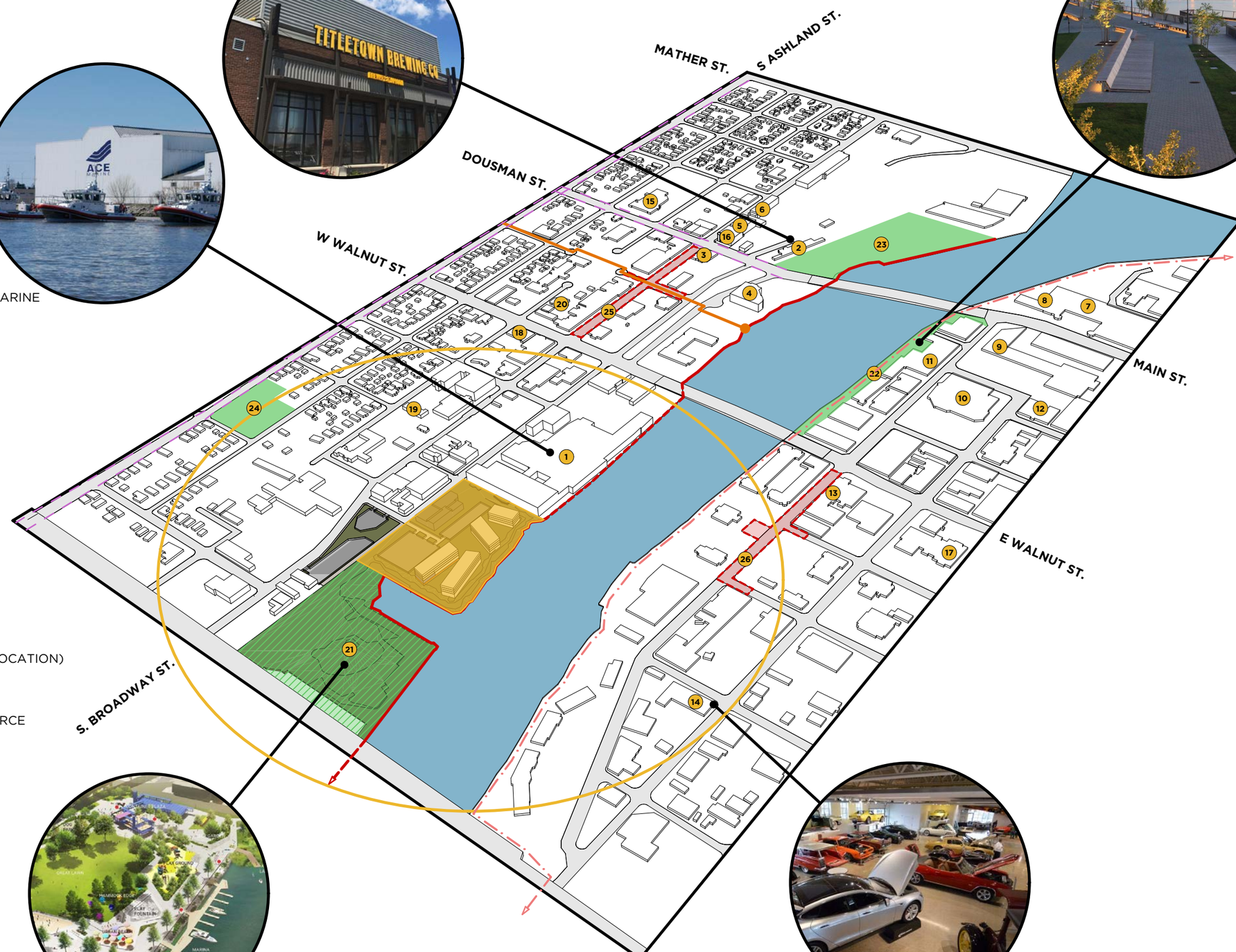

FUTURE SHIPYARD PARK

THE AUTOMOBILE GALLERY

SHOTLING ARCHITECTURE
MERGE URBAN DEVELOPMENT GROUP

REGIONALISM

PUBLIC CIRCULATION

PROJECT SITE

BUS ROUTES
- #3 SILVER LINE
- #4 BLUE LINE
- #5 PLUM LINE
- #8 GREEN LINE
- #9 GOLD LINE
- #13 RIVER LINE

BICYCLE TRANSPORTATION
- BICYCLE LANES
- PROPOSED BICYCLE LANES
- FOX RIVER TRAIL

PEDESTRAIN PATHS
- RIVERWALK
- POTENTIAL RIVERWALK EXPANSION
- FUTURE HUBBARD STREET PROMANADE

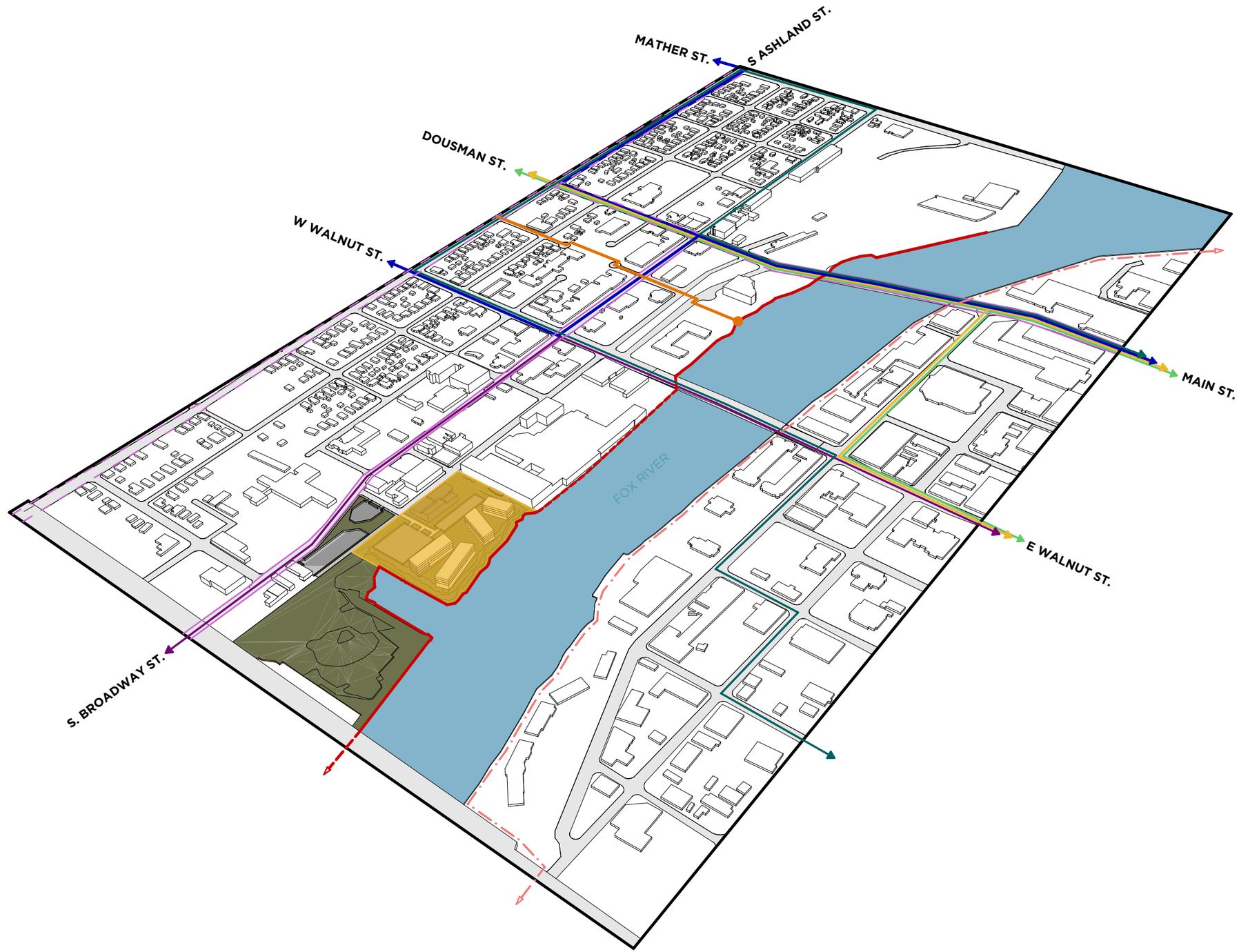

SHOTLING ARCHITECTURE

MERGE URBAN DEVELOPMENT GROUP

GREEN BAY SHIPYARD

OPPORTUNITY ZONE HOUSING + WATERFRONT MIXED-USE

PROJECT DRIVERS

Urban Flow - The architecture shapes the movement & views that spill out onto the Fox River and the surrounding city

Hybrid History - Mixed character of the site's industrial and shipping past with its high-tech future.

Revitalization by Recreation - The adjacent shipyard park will create a tourism and recreation destination at the south end of the Broadway corridor. Dense residential development will activate the new park and enliven the waterfront.

TOTAL DEVELOPMENT

Gross: 189,500 SF

Residential: 175,000 SF (225 Units)

Commercial: 4,000 SF

Parking: 322 Total Spaces
(290 Spaces on Grade)
(32 Spaces 1/2 Level Garage)

BUILDING 1

4 Story Mixed-Use
117,500 GSF (4,000 SF Commercial / 12,500 SF Parking)
(101,000 GSF x 80% Efficiency) / 630 SF = 129 Units
Required Residential Parking = 162*
Required Restaurant Parking = 40**

BUILDING 2

4 Story Residential
72,00 GSF
(72,000 GSF x 80% Efficiency) / 600 SF = 96 Units
Required Residential Parking = 120*

- **RESIDENTIAL**
- **RETAIL** RESTAURANT
- **PARKING GARAGE** 1/2 LEVEL UNDERGROUND
- **EXISTING** INDUSTRIAL OFFICE
- **NODES OF INTEREST**
- **PEDESTRIAN PATHS**

SHOTLING ARCHITECTURE

MERGE URBAN DEVELOPMENT GROUP

*Residental Parking Rate of 1.25 Per dwelling
** Restaurant Parking rate of 1 stall per 100 SF Interior Space (per City of Green Bay Municipal Code 13-1720)

GREEN BAY SHIPYARD

VISUAL INSPIRATION









SHOTLINE ARCHITECTURE

MERGE URBAN DEVELOPMENT GROUP

GREEN BAY SHIPYARD

FORM & MATERIAL PALETTE






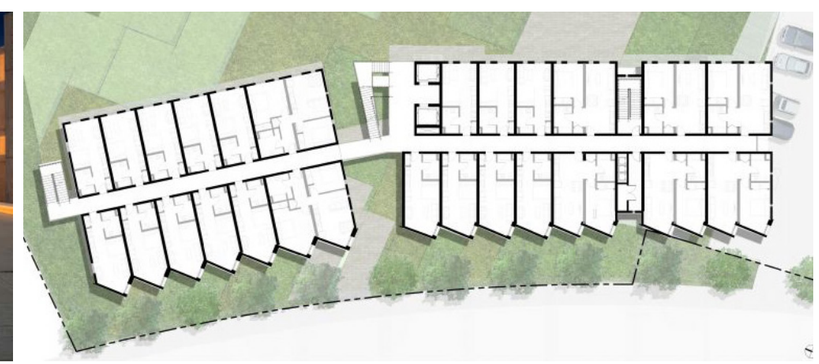

SHOTLING ARCHITECTURE

MERGE URBAN DEVELOPMENT GROUP

GREEN BAY SHIPYARD

SITE PLAN

SHOTLING ARCHITECTURE

MERGE URBAN DEVELOPMENT GROUP

N

GREEN BAY SHIPYARD

VIGNETTE

SHOTLINE ARCHITECTURE

MERGE URBAN DEVELOPMENT GROUP

GREEN BAY SHIPYARD

VIGNETTE

SHOTLING ARCHITECTURE

MERGE URBAN DEVELOPMENT GROUP

GREEN BAY SHIPYARD

VIGNETTE

SHOTLING ARCHITECTURE

MERGE URBAN DEVELOPMENT GROUP

GREEN BAY SHIPYARD

VIGNETTE

SHOTLING ARCHITECTURE

MERGE URBAN DEVELOPMENT GROUP

DEVELOPMENT AGREEMENT 2021-01

MERGE @ THE SHIPYARD

This Development Agreement is made this _____ day of _____, 2021,

by THE CITY OF GREEN BAY, a Wisconsin municipal corporation ("City"),

THE REDEVELOPMENT AUTHORITY OF THE CITY OF GREEN BAY ("RDA"),

and MERGE, LLC, an Iowa limited liability company ("Developer").

RECITALS

A. Developer has proposed to acquire and develop certain real property, identified for real estate tax purposes and address as:

Tax Parcel	Address	Acres	Assessed Value
3-551	239 Arndt St.	4.67	$0.00
3-554-A	101 Bridge St.	0.29	$0.00
3-556	119 Bridge St.	0.70	$0.00

B. The parcels listed above shall be referred to as the "Property." The Property comprises approximately five and sixty-six hundredths acres (5.66) of land. A map of the Property is herein attached as EXHIBIT A; a legal description of the Property is herein attached as EXHIBIT B. The City and/or RDA and/or Developer shall cause a Certified Survey Map ("CSM") to be prepared, approved, and recorded with the Brown County Register of Deeds, which shall illustrate all new parcels created through the actions of Section III. B. 1., and which is herein attached as EXHIBIT C.

C. Developer intends to complete a Project, which involves the construction of a four (4)-story mixed-use structure with two wings connected on the north side of the building (Building One) with approximately one hundred twenty-nine (129) market-rate rental units and approximately four thousand (4,000) square feet of restaurant and/or retail space; and a separate a four (4)-story residential structure with two wings connected on the west side of the building (Building Two) with approximately ninety-six (96) market-rate rental units; and related improvements. The Proposed Project improvements are shown on a Preliminary Concept Plan, which is herein attached as EXHIBIT D.

D. As of January 1, 2020, the Property has an aggregate assessed value of zero dollars ($0.00), which based on the assessed tax rates in effect as of January 1, 2020, the Property yields approximately:

1. Zero dollars ($0.00) in total real estate taxes annually (assessed mill rate of $24.62);

2. Zero dollars ($0.00) in real estate taxes to the local taxing jurisdictions (total real estate taxes less real estate taxes to the State of Wisconsin) annually (assessed mill rate of $24.62; and

3. Zero dollars ($0.00) in real estate taxes to the City of Green Bay annually (assessed mill rate of $9.72.

E. Upon completion of Proposed Project, the City estimates the aggregate assessed property value of the Property to be twenty-one million dollars ($21,000,000.00) which is anticipated to yield approximately:

1. Five hundred five thousand, four hundred seventy dollars ($505,470.00) in total real estate taxes annually (assessed mill rate of $24.62);

2. Five hundred five thousand, four hundred seventy dollars ($505,470.00) in real estate taxes to the local taxing jurisdictions (total real estate taxes less real estate taxes to the State of Wisconsin) annually (assessed mill rate of $24.62; and

3. One hundred ninety-eight thousand, six hundred sixty dollars ($198,660.00) in real estate taxes to the City of Green Bay annually (assessed mill rate of $9.72).

F. Pursuant to the provisions of §66.1105, Wis. Stats. (the "Tax Increment Law"), the City has included the Property within Tax Increment District Number Twenty-Two: The Shipyard ("TID 22" or the "TID"), which will provide part of the financing for certain costs of the Project.

G. Developer has requested Tax Incremental Finance ("TIF") assistance from the City and RDA with regard to certain expenses, including, but not limited to environmental remediation; clearing of land; construction of new buildings; or the construction of public works infrastructure, which will constitute qualified expenditures for which TIF assistance may be afforded Developer.

H. The City and RDA desire to have Developer perform the Project in order to generate economic activity and tax base for the community consistent with the City Comprehensive Plan.

I. In order to induce Developer to undertake the Project, such that the Project will remediate environmental contamination and/or enhance the physical (soil, water, air) landscape, build new structures with high-performance designs, systems, and finishes, create a significantly higher per-acre property value than adjacent properties and the City average, generate property taxes greater than the cost of providing infrastructure and services, build new structures for individuals of all ages and abilities, is located in places easy to reach on foot, bicycle, or transit, expand non-motorized transportation networks, expand our range of residential and commercial real estate products, create and/or enhance unique public spaces, amenities, and art, and the public will generally benefit, the City has agreed to provide assistance to Developer as provided by this Agreement, all in accordance with the terms and conditions of this Agreement.

NOW, THEREFORE, for good and valuable consideration, the receipt and sufficiency of which are acknowledged, the parties agree as follows:

I. PURPOSE

A. Incorporation of Proceedings, Exhibits, and Recitals. All motions adopted, approvals granted, minutes documenting such motions and approvals, and plans and specifications submitted by the Developer in conjunction with any and all approvals as granted by the City or RDA, including but not limited to adopted or approved plans or specifications on file with the City or RDA, along with all of the Recitals set forth above, shall be incorporated into this Agreement by reference, upon attachment, or upon consent by amendment if necessary if not referenced or attached at the time of execution of this Agreement.

B. Implementation Schedule. TIME IS OF THE ESSENCE with regard to all dates and time periods set forth and/or incorporated herein. Any material modification or deviation from an approved schedule described in this Agreement shall occur only upon approval of the City and RDA, with any such approvals required to be in writing as an amendment to this Agreement, and which approvals shall not be unreasonably withheld. City shall cooperate and act promptly with respect to any and all permits or approvals necessary for completion of the Project upon receipt of complete and accurate application materials. Notwithstanding the above, this Agreement shall not limit the discretion of the City, or any of its duly appointed and authorized governing bodies, boards or entities, in approving or rejecting any aspect of the Project or improvements contemplated on or about the Property as part of the City's customary processes.

C. Entire Agreement. This writing including all Exhibits hereto, and the other documents and agreements referenced herein, constitutes the entire Agreement between the parties hereto in respect to the Project and all prior letters of intent or offers, if any, are hereby terminated. This Agreement shall be deemed to include and incorporate such minutes, approvals, plans, and specifications, as referenced in this Agreement, and in the event of a conflict between this Agreement and any action of the City or RDA, granting approvals or conditions attendant with such approval, the terms of this Agreement shall be deemed controlling and the City and RDA will take the necessary action to amend any conflicting approvals or conditions.

D. Purpose of the Agreement. In order to cause the Project to occur and to induce Developer to undertake the Project, to promote community development, industry and job creation and to expand and enhance the tax base within the City, the City intends to provide the TIF Incentives as set forth in this Agreement. The City intends to recover its costs through the Available Tax Increment generated by the Property. The parties intend to enter into this Agreement to record the understandings and undertakings of the parties and to provide a framework within which the Project may proceed.

II. DEFINITIONS; EXHIBITS

Whenever in this Agreement a pronoun is used it shall be construed to represent either the singular or the plural, masculine or feminine, as the case shall demand. As used in this Agreement, the following terms, when having an initial capital letter, shall have the following meanings:

A. "Affiliate" means any entity majority owned or controlled by, in control of, or under common control with Developer, or is a subsidiary of which Developer is a member.

B. "Agreement" means this Development Agreement among the City, RDA, and Developer, as amended and supplemented from time to time.

C. "Annual Assessed Value" means the assessed value of the Private Improvements and the Property, as defined in this Agreement, as of January 1 of any calendar year.

D. "Available Tax Increment" means the amount of Tax Increment (as defined below) actually received by the City generated by any increase of value of the Property above the base value and attributable to development within a tax incremental finance district, during the twelve (12) month period preceding a payment date, that has not been previously used to make payment on bonds or other obligations as determined by the City. The amount of Available Tax Increment may fluctuate based on variations in the property valuations, tax rate, depreciation and other independent factors.

E. "Base Value" means the aggregate assessed value of the Property when the TID was created, which shall be zero dollars ($0.00).

F. "City" means the City of Green Bay, Brown County, Wisconsin.

G. "Completion Date" means the substantial completion of both Building One and Building Two, as evidenced by issuance of certificates of occupancy for those buildings.

H. "Concept Plan" means the plan for the Project.

I. "Developer" means MERGE, LLC, or any assignee of the same.

J. "Future Project" means any Private Improvements that will be constructed in the future not specifically detailed in this Agreement.

K. "Plans and Specifications" means the plans and specifications developed for the Project.

L. "Preliminary Concept Plan" means the initial Concept Plan, a copy of which is attached as EXHIBIT B and which is subject to such changes as Developer, the City or RDA may propose and the City and RDA may accept in its sole discretion.

M. "Private Improvements" means the improvements to be constructed on the Property that are not Public Improvements.

N. "Project" means the Project as defined in the Recitals.

O. "Public Art" means art that shall be accessible to the public, and includes all forms of original creations of visual art, conceived in any medium, material, or combination thereof, including paintings, drawings, stained glass, and murals in any media; statues, bas relief, mobile, kinetic, electronic, neon, or other sculptures; environmental artworks; fountains, arches or other structures intended for ornament; integrated and functional architectural elements of a structure; video and other media-based works; inscriptions, fiber works, carvings, mosaics, photographs, drawings, collages, textile works and prints; crafts, both decorative and utilitarian in clay, fiber, wood, metal, glass, stone, plastic and other materials; artist-designed public spaces and functional elements which are either a part of a larger project or a separate entity in and of itself.

P. "Public Improvements" means the infrastructure improvements in connection with the Project that will ultimately be dedicated for public service, including, without limitation:

    1. road, pedestrian, and bicycle improvements; and

    2. sanitary sewer, storm sewer, and potable water and wastewater mains and laterals, and storm water management facilities; and

    3. telephone, high-speed cable, and related technology infrastructure; and

    4. natural gas, electrical power, and other public utilities; and

    5. any related engineering, grading, erosion control, and landscaping; and

    6. any related land acquisitions and anticipated and intentional corrections to adjacent property affected by the public improvements, including grading.

Q. "Qualified Expenditures" means any expenditures of Developer for the Project that are eligible for TIF Incentives as defined in Section III. B. 5.

R. "Special Assessment" means any special assessment levied against the Property by the City under §66.0701-0733, Wis. Stats., the City Code of Ordinances and this Agreement.

S. "Special Charge" means any special charge levied against the Property by the City under §66.0627, Wis. Stats., the City Code of Ordinances and this Agreement.

T. "Tax Increment" means that amount obtained by multiplying the total county, city, school and other local general property taxes levied on all taxable property within a TID in a year by a fraction having as a numerator the value increment for that year in the district and as a denominator that year's equalized value of all taxable property in the TID.

U. "TID" means Tax Increment District Number Twenty-Two: The Shipyard ("TID 22" or the "TID"), of the City of Green Bay, which has been established and is in good standing by the City of Green Bay, Wisconsin. The City created TID 22 in 2019; TID 22 terminates in 2046.

V. "TIF" means Tax Increment Financing, as described in Section III below and in particular, Tax Increment Financing relating to the TID.

W. "TIF Incentive" means the incentive as set forth in Section III of this Agreement including specifically the Tax Incentive Cap.

III. TAX INCREMENT FINANCING

A. Qualification for TIF. Developer shall demonstrate to the satisfaction of City and RDA a need for TIF, with such determination to be made according to the "but for" test, that is, that but for the City and RDA providing TIF, the Project would not happen. At the request of the City or RDA, Developer shall provide an independent analysis from a consultant expert in TIF to justify to the satisfaction of the City and RDA the Developer's qualification and need for TIF, both in terms of Qualified Expenditures and the amount of money to be paid to Developer. The Developer's out of pocket costs for any such independent analysis requested by the City or RDA shall be a Qualified Expense reimbursable to the Developer notwithstanding the limitations in Section III.C.2.

B. Nature of TIF Incentive. The TIF Incentive available to Developer under this Agreement shall be defined as the following:

1. Property Transfer. The City and/or RDA shall convey the Property to the Developer through the following process:

a) The City and/or RDA shall contribute the Property to Developer or, upon Developer's request, to Developer's Affiliate, free and clear of liens and encumbrances that materially prohibit development of the Property as herein proposed, via warranty deed, in exchange for an interest in transferee with a percentage interest and capital account commensurate with its proportionate value, as agreed by the parties, and shall provide an owner's policy of title insurance at the time of conveyance.

b) The City and/or RDA shall prepare and obtain approvals for a CSM, for which desired parcel boundaries are herein attached on the Preliminary Concept Plan (EXHIBIT C), which shall include:

(I) The creation of a new right-of-way and/or City and/or RDA-owned parcel that extends fifty (50) feet in width from the existing eastern Fox River

shoreline of 101 Bridge Street, 119 Bridge Street, and 239 Arndt Street (Tax Parcels 3-554-A, 3-556, 3-551) and the existing southern Fox River shoreline of the 239 Arndt Street (Tax Parcel 3-551); and

(II) The creation of a new right-of-way and/or City and/or RDA-owned parcel, south of the existing Arndt Street right-of-way, which extends fifty (50) feet from the western boundary of 239 Arndt Street (Tax Parcel 3-551) to the eastern terminus of the existing Arndt Street right of way; and

(III) The City and/or RDA will, as required, grant the Developer easements to permit the construction, operation, and maintenance of a permanent patio, landscaping, berms and/or retaining walls as required by federal, state, and local floodplain regulations within the new right-of-way and/or City and/or RDA-owned parcel(s) described above in (1) and (II).

c) Upon recording of such CSM with the Brown County Register of Deeds, all references to Property shall include all such new parcels created through the actions of this Section III. B. 1.

d) The RDA shall have a right to put its interest in the Developer or, upon Developer's request, to Developer's Affiliate, (as referenced in section III.B.1.a)) to an Affiliate of Developer (as specified by Developer) for the purchase price of $1,000 at any time after the aggregate assessed value of the Property is equal to or greater than $18,750,000.

e)

2. Public Improvements. Prior to the dates or timelines specified below, the City and/or RDA shall, at their expense, complete the following Public Improvements in accordance with all applicable codes and ordinances:

a) Arndt Street. One year after the date a certificate of occupancy is issued for Building One, appropriate paving, landscaping, lighting, controls, and other improvements required to ensure a safe, comfortable crossing of the CN railroad tracks for both motorized and non-motorized users, in compliance with current industry standards. The RDA and/or City shall take steps in accordance with all applicable codes and ordinances to rename the segment of Arndt Street east of Broadway to a new name agreeable to the parties.

b) Bridge Street. One year after the date a certificate of occupancy is issued for Building Two, appropriate paving, landscaping, lighting, and other improvements required to ensure safe, comfortable, and contiguous pedestrian accommodations on Bridge Street between Broadway and the Fox River, in compliance with current industry standards.

c) The Shipyard. The City and/or RDA shall construct a signature public recreation and entertainment facility at 100 W. Mason St. (Tax Parcel 2-78) and surrounding property, in accordance with all applicable codes and ordinances, which includes the following phases and timelines:

(I) Phase 1 - December 1, 2022. A multi-modal public path and/or boardwalk along the entire waterfront boundaries of the slip (cove); a floating dock for transient boaters; and an accessible kayak launch.

(II) Phase 2 – One year after a certificate of occupancy is issued for Building One. A great lawn for concerts, festivals, and other events; a dog park; an urban beach, playground, play fountain or splash pad, and/or similar amenities.

(III) Phase 3 – One year after a certificate of occupancy is issued for Building Two. A commercial plaza with permanent and/or seasonal structures for food, beverage, retail, and recreation.

d) Environmental Remediation: The City and/or RDA shall submit and obtain a post closure modification request in accordance with requirements of the Wisconsin Department of Natural Resources (herein "WDNR") which allows for modification of the existing cap. The City will take necessary action to provide a site that has obtained WDNR closure with continuing obligations. The City and/or RDA will utilize City's environmental consultant (currently Stantec) to perform this work. Any further work warranted by the WDNR during site development, such as WDNR approvals, excavation and proper disposal of residual contamination, cap replacement, and installation of a vapor mitigation system, and associated costs is the responsibility of the Developer.

3. Off-Street Public Parking. In the event the City constructs off-street public parking improvements on properties located at 401 S. Broadway (Tax Parcel 3-568), 511-513 S. Broadway (Tax Parcel 2-949-A), 515 S. Broadway (Tax Parcel 2-70), 517 S. Broadway (Tax Parcel 2-71) and S. Broadway (Tax Parcel 3-568-1), the City will make parking available to the Developer on an as-available basis, for as long as such property remains undeveloped.

4. PAYGo Reimbursement. The City shall provide a TIF Incentive as a pay-as-you-go (PAYGo) obligation of the City, which is further defined as follows:

a) The Developer guarantees that the Property shall have a minimum aggregate assessed value of fifteen million dollars ($15,000,000.00) on or before January 1, 2026.

b) Developer shall be responsible to incur and pay all of the upfront costs of the Project and, to the extent TID revenues are sufficient to the limits of the TID and this Agreement, Qualified Expenditures shall be reimbursed to Developer.

c) Commencing the first year after the first occupancy permit for the Project has been issued, the assessed value of the Property shall be determined on January 1 of each tax year and shall be compared to the assessed value of the Property as of January 1 of the year in which construction commenced. The difference in assessed values shall be known as the Incremental Property Value.

d) Incremental Property Value multiplied by the assessed mill rate, less payments of real estate taxes to the State of Wisconsin, shall be known as the Available TIF Increment.

e) Provided the aggregate assessed Property value meets or exceeds eighteen million, seven hundred fifty thousand dollars ($18,750,000.00) on or before January 1, 2026, the City shall make available seventy percent (70%) of the remaining TIF Increment

to the Developer until all Qualified Expenditures have been repaid. Developer shall not be entitled to any TIF Increment unless the aggregate assessed Property value meets or exceeds fifteen million dollars ($15,000,000.00). In the event the aggregate assessed Property value is between fifteen million dollars ($15,000,000.00) and eighteen million seven hundred fifty thousand ($18,750,000.00) on or before January 1, 2026, the City shall prorate the remaining TIF Increment available to the Developer, based on a percentage of fifty-six percent (56%) for an amount equal to fifteen million dollars ($15,000,000.00), and seventy percent (70%) for an amount equal to eighteen million seven hundred fifty thousand ($18,750,000.00). For example, if the aggregate assessed Property value is sixteen million eight hundred seventy-five thousand dollars ($16,875,000.00) on January 1, 2026, the City shall make available sixty-three percent (63%) of the remaining TIF Increment to Developer.

f) PAYGo Reimbursement payments will be payable to Developer in the year following the year of the TIF Increment determination, after Developer has provided proof to the City of the full payment of the real estate taxes, special assessments and special charges against the Real Estate for the previous year. For example, if the first occupancy permit is issued on September 1, 2023, the TIF Increment would be determined as of January 1, 2024 and the PAYGo reimbursement would first be payable in 2025.

g) The City shall take all actions necessary to continue the existence of the TID in good standing through its current 2046 termination date.

h) Upon the request of the Developer or an assignee of the Developer's payment rights hereunder, the City or RDA shall provide a written certification of facts regarding the current amount due to the Developer or assignee pursuant to Section III.B.4, the current Available TIF Increment, and a confirmation of the person or location to which the City will make payments.

i) The PAYGo Reimbursement shall be available to Developer unless and until Developer challenges any of its real or personal property taxes for the Project below twenty-two million dollars ($22,000,000.00).

5. Qualified Expenditures. The TIF Incentive available to Developer under this Agreement shall be disbursed in the following priority, and only fund:

a) Public Improvements, as defined in Section II. P., and environmental remediation, and asbestos abatement as required by State and Federal law; then

b) "Private Improvements" specifically approved by the City or RDA as stated in Section IV. C.; then

c) Any other activity specifically approved by the City or RDA.

6. Assignment. Developer may assign any of its payment rights hereunder to any future purchaser or developer of any part of the Property upon approval of the RDA, provided however, that the City shall be obligated only to disburse TIF Incentives to the party with whom the City has an agreement. It shall be incumbent upon Developer to enter into a separate agreement with any third parties if it intends to assign its payment rights hereunder, or seek either reimbursement or allocation of any Incremental Property Value and guaranteed aggregate assessed value generated by any third party purchaser and/or developer of any part

of the Property. Notwithstanding the foregoing, Developer may sell or assign its payment rights hereunder to any party without the consent or the City or the RDA following the Completion Date, provided that the Developer provides the RDA and the City with timely written notice and a copy of such fully executed sale or assignment instrument.

C. Limitations. The TIF Incentive available to Developer for the Project is limited as follows:

1. Monetary Limitation. The TIF Incentive in any year shall not exceed seventy percent (70%) of the Available Tax Increment for the Property.

2. Tax Incentive Cap. Subject to Section III.A., the City shall not be obligated to pay TIF Incentive in excess of the lesser of seven million five hundred thousand dollars ($7,500,000.00) or the total amount of Qualified Expenses incurred and paid by Developer.

3. Tax Receipts Limitation. Only the Available Tax Increment actually received by the City, and no other property, revenue, or asset of the City, shall be used to pay such amounts.

4. Temporal Limitation. Provided Developer qualifies for TIF Incentive and provides adequate proof to the City and RDA that Developer has incurred and paid Qualified Expenditures, an provided Developer and all transferees have paid the real estate taxes and any Special Assessments and Special Charges in full for the previous tax year by July 31, TIF Incentive payments shall be made on or before September 1 of each year; provided, however, in no event shall TIF Incentive payments continue after the earlier of the termination date of the TID or the termination of this Agreement if before the termination of the TID.

D. No General Obligation of City. The City's obligation to make TIF Incentive payments shall be a special and limited obligation only and shall not be considered a general obligation of the City, and neither the full faith and credit nor the taxing powers of the City are pledged to the payment of such amounts. The City shall take no action to dissolve the TID before payment of all TIF Incentive payments due to the Developer, subject to the provisions of this Agreement. In no circumstances shall amounts to be paid Developer hereunder be considered an indebtedness of the City, and the obligation of the City hereunder is limited to the Available Tax Increment appropriated and received by the City. Amounts due hereunder shall not count against the City's constitutional debt limitation, and no taxes will be levied for its payment or pledged to its payment other than from the Available Tax Increment.

E. Other Grants and Credits. The City and RDA, as appropriate and in its sole discretion, may also apply for such other grants and credits in regard to the Project as they shall deem appropriate for the benefit of the Project and as may be required to achieve necessary financing for the Project, provided, however, the City and RDA make no representations or warranties about the availability of such grants and credits or whether any such grants or credits that may be available will be awarded.

IV. OBLIGATIONS OF DEVELOPER

A. Concept Plan. Prior to July 1, 2021, Developer shall submit a Concept Plan to RDA for approval, which shall be based on, but may differ in minor respects from the Preliminary Concept Plan presented in the Term Sheet. The Concept Plan shall clearly identify:

1. The new boundaries of the Property as described in Section III. B. 1.; and

2. The approximate location of any Future Projects proposed on the Property.

B. Construction Documents. Prior to February 1, 2022, and prior to commencement of construction of any Phase of the Project, Developer shall submit site plans, building plans, and other drawings that fix and describe the size and character of the entire Project, along with architectural and general contracts, to RDA for approval. The Construction Documents shall include:

1. Plans and specifications for structural, mechanical and electrical systems, materials; and

2. Full-color elevations for all sides of all proposed structures; and

3. Descriptions and actual samples of all exterior building materials; and

4. Descriptions and photographic examples of interior finishes; and

5. Other such essential items as may be reasonably determined by the RDA to be appropriate.

C. Development Budget. Prior to June 1, 2022, Developer shall submit a Development Budget, prepared in accordance with general principles for construction and development budgeting, to RDA for approval. The Development Budget shall include:

1. Not less than twenty million dollars ($25,000,000) in "hard" construction costs for the entire Project; and

2. A line item of not less than ten percent (10%) of total Project costs for cost overruns and change orders; and

3. A line item of not less than one percent (1%) of the estimated aggregate assessed value of the Property, which shall be specifically dedicated towards

   a) Public Art on the Property; or

   b) Public Art within one-half (1/2) mile of the Property; or

   c) A separate Public Art project(s) approved by the RDA and GBPAC; or

   d) Funds for design and maintenance of Public Art, or any combination of the alternatives herein; and

4. Line items for each of the Qualified Expenditures for which the Developer is seeking a TIF Incentive, as identified in Section III.

D. RDA Approvals. The RDA shall indicate its approval or further requirements in writing within thirty (30) days from the date of receipt of the Concept Plan, Construction Documents, or Development Budget, or any revisions; provided, however, that the RDA shall approve such revised Concept Plan, Construction Documents, or Development Budget unless it determines such revisions would materially impair the objectives of this Agreement, impose substantial financial burdens on the City or the RDA, or adversely affect the Concept Plan or not be consistent with adopted plans or applicable zoning districts for the area. The RDA will make all reasonable efforts to determine the acceptability of plans in less than thirty (30) days, including convening for special meetings to review and consider such plans. At any time during the implementation of the development contemplated by this Agreement, the RDA or Developer may propose modifications to the Preliminary Concept Plan and the approved Concept Plan subject to the agreement of the RDA and the Developer. At any time during the implementation of the development contemplated by this Agreement, Developer may

submit to the RDA proposed revisions in the approved Concept Plan, Construction Documents, or Development Budget in order to enhance the achievement of the objectives of this Agreement and to improve and refine the approved Concept Plan.

E. Compliance with Planning; Zoning; Permits and Use. Developer will obtain from the City and all other appropriate governmental bodies (and all other councils, boards, and parties having a right to control, permit, approve, or consent to the development and use of the Property) all approvals and consents necessary to develop and use the Property as set forth above, including, but not limited to:

1. Developer shall pay all water, sewer, and other impact fees that may be due and payable in connection with the Project.

2. The acceptance of this Agreement and granting of any and all approvals, licenses, and permits by the City shall not obligate the City to grant any variances, exceptions, or conditional use grants, or approve any building or use the City determines not to be in compliance with the municipal codes and ordinances of the City, or in the best interests of the City or the RDA.

3. Developer shall have obtained the approval of the City, RDA, and State of Wisconsin Department of Transportation to a traffic impact analysis regarding the Project.

F. Proof of Equity. Developer shall have in place and shall provide the City and RDA no later than June 1, 2022, proof of equity in the form of the value of the Property, less any mortgages thereon, not less than twenty percent (20%) equity available for injection into the Project in an amount sufficient to obtain financing for all costs for the Project. Any available Developer funds obtained from sources other than lenders or the City shall be expended on the Project before any lender or City funds are expended or any third party financing is used to pay Project costs.

G. Proof of Financing. By no later than June 1, 2022, Developer shall have delivered proof reasonably satisfactory to the City and RDA of financing, which after injection of the Developer equity into the Project, will be sufficient in the determination of the City and RDA, to complete the Project according to the plans and specifications.

H. Acquisition of Property. The City and/or RDA shall transfer all of the parcels comprising the Property and all of the necessary rights of way required for the Project in accordance with Section III. B. 1. herein. Each of the City, RDA and Developer shall provide copies of deeds and such other closing documents as requested by the other party regarding the purchase of the Property and rights of way. The Property and rights of way shall be owned in the name of the Developer.

I. Certified Survey Map. The City and/or RDA shall prepare and obtain approvals for a CSM in accordance with Section III. B. 1. herein.

J. Use of Funds. Developer may use TIF supported funds only to fund Qualified Expenses as set forth in the approved Development Budget.

K. Improvement of Property. Developer shall promptly design and complete Building One of the Project by December 31, 2023, and thereafter design and complete Building Two by December 31, 2025. Substantial work on the Project shall commence no later than ninety (90) days after the last to occur of approval by the City and RDA of the Preliminary Concept Plan, approval by RDA of the Development Budget and Development Plans, transfer of the Property as described in Section IV.H. and/or issuance of a building permit and all other permits or licenses required to commence construction, provided the Public Improvements described in Section III.B.2. are substantially

completed by the City by the dates set forth herein. Developer shall file with the RDA copies of the detailed construction plans within ninety (90) days after the Completion Date.

L. Reports and Information. During the period before the commencement of construction, Developer shall, upon request, provide to the RDA information having a bearing upon the interests of the City and the RDA in the Property or under this Agreement. Upon request of the RDA, Developer shall submit progress reports during the course of construction. Upon request of the RDA, Developer shall, prior to the Completion Date, submit a copy of annual, unaudited financial statements for Developer.

M. Copies of Documents. All documents from Developer to the City or RDA shall be submitted as hard copies shall be submitted in triplicate if so requested by the City or RDA. Documents may also be submitted electronically.

N. Maintenance and Repair. Developer shall at all times following conveyance of the Property as described in Section 4.H., keep and maintain, or cause to be kept and maintained, the Property in good condition and repair, in a safe and clean condition, and free of all trash, litter, refuse, and waste, subject only to demolition and construction activities contemplated by this Agreement.

O. Transfer or Sale of Project Property.

1. Notice of Intent to Transfer. If Developer intends to sell, transfer or convey the Property or any part thereof to a party other than an Affiliate before termination of this Agreement, the Developer shall provide to the City and RDA a written request for transfer thirty (30) days prior to the anticipated transfer. The City or RDA may deny the request for any commercially reasonable reason. Upon notice to the City and RDA, Developer may assign all rights and obligations under this Agreement only to an Affiliate to own, manage and operate the Property. This Agreement shall run with the land and shall be binding upon all current and future owners of the Property. Owner shall not be required to provide the City or RDA with written notice of its intent to transfer in connection with the granting of any mortgage or security agreement to finance or refinance loans for the purchase of the Property or payment of costs of the Project.

2. No Transfer to Exempt Entities. Prior to the closure of the TID, the Property shall not be sold, transferred or conveyed to, leased, or owned by any entity or used in any manner that would render any part of the Project Property exempt from taxation, unless the purchaser, transferee, lessee or owner first executes a written agreement with the City and RDA in a form satisfactory to the City providing for acceptable payments to the City in lieu of taxes.

P. Easements. Developer, its Affiliates, and/or its assignees or transferees, as applicable shall grant to the City such easements over the Property as are reasonably necessary for public improvements, infrastructure, ingress or egress, utilities, lighting or landscaping or any other access necessary to effectuate this Agreement, provided that the parties agree to work together in granting easements so that all such easements do not materially adversely affect the value or functionality of the Project.

Q. Environmental.

1. Presence of Hazardous Materials and Compliance with Environmental Laws. Before acquiring the Property, Developer shall be satisfied, through such means as are commercially reasonable, that the Property is free of Hazardous Materials or that any Hazardous Materials on or within the Property are being stored and handled in compliance with all Environmental Laws. Developer, City and RDA shall all share with each other copies of all environmental

reports pertaining to the Property no later than ten (10) days after receiving the same, which each party may have or obtain.

2. Developer's Environmental Indemnification. Developer shall indemnify, pay on behalf of, defend and hold the City, the RDA, and their respective agents, officials, employees, representatives, successors and assigns, harmless from and against any loss, damage, claim, fine, penalty, assessment, liability, or other charge or claim, and all costs (including, without limitation, reasonable legal, accounting, consulting, engineering, and similar expenses incurred with respect to such matter and/or incurred in enforcing this indemnity):

   a) Arising from the actual existence, treatment, deposit, release, storage, or disposal of any Hazardous Materials on, within or about the Property occurring during the Developer's period of ownership of Property; or

   b) Arising from the breach of any warranty, covenant or representation of Developer to the City or RDA, or any other obligation of Developer to the City or RDA, regarding Hazardous Materials under this Agreement.

   Notwithstanding any of the foregoing, Developer shall not have any obligation under this Section if the loss, damage, claim, fine, penalty, assessment, liability or other charge or claim results from the direct or indirect actions of the City or RDA or arises from conditions present or events occurring prior to the Developer's acquisition of the Property.

3. Hazardous Materials Defined. As used herein, the term "Hazardous Materials" means:

   a) Hazardous wastes, hazardous substances, hazardous constituents, toxic substances or related materials, whether solids, liquids or gases, including but not limited to substances defined as "hazardous wastes," "hazardous substances," "toxic substances," "pollutants, "contaminants," "radioactive materials," or other similar designations in, or otherwise subject to regulation under, the Comprehensive Environmental Response, Compensation and Liability Act of 1980, as amended, 42 U.S.C. 9601 et seq.; the Toxic Substance Control Act, 15 U.S.C. 2601 et seq.; the Hazardous Materials Transportation Act, 49 U.S.C. 1802; the Resource Conservation and Recovery Act, 42 U.S.C. 9601. et seq.; the Clean Water Act, 33 U.S.C. 1251; the Safe Drinking Water Act, 42 U.S.C. 300f et seq.; the Clean Air Act, 42 U.S.C. 7401 et seq.; and in any permits, licenses, approvals, plans, rules, regulations or ordinances adopted, or other criteria and guidelines promulgated pursuant to the preceding laws or other similar federal, state or local laws, regulations, rules or ordinances now or hereafter in effect relating to environmental matters (collectively, "Environmental Laws"); and

   b) Any other substances, constituents or wastes subject to any applicable federal, state or local law, regulation or ordinance, including any applicable Environmental Law, now or hereafter in effect, including but not limited to: petroleum, refined petroleum products, waste oil, waste aviation or motor vehicle fuel, and asbestos containing materials.

4. Survival. The provisions of this Section shall survive the conveyance to Developer of any City and/or RDA Property.

R. Insurance. Before commencement of construction activities on the Property, Developer shall deliver to the City and RDA certificates of insurance, copies of endorsements, and other evidence of

insurance requested by the City or RDA, which Developer is required to purchase and maintain until the Completion Date, or cause to be purchased or obtained, in the types and amounts of coverage listed below, each of which shall name the City and RDA as additional insured parties:

1. Workers Compensation and Related Coverage. Coverage for state and federal workers compensation shall be defined by state and federal statute. The amounts of employer's liability coverage shall be in not less than the following limits:

    a) Bodily Injury by Accident – one hundred thousand dollars ($100,000.00) per accident;

    b) Bodily Injury by Disease – one hundred thousand dollars ($100,000.00) per employee; and

    c) Five hundred thousand dollars ($500,000.00) policy limit.

2. Waiver of Workers Compensation Subrogation. The workers' compensation policy is to be endorsed with a waiver of subrogation. The insurance company, in its endorsement, agrees to waive all rights of subrogation against the City, RDA, its officers, officials, employees, and volunteers for losses paid under the terms of the policy that arises from the work performed by the names insured for or on behalf of the City or RDA.

3. Comprehensive General Liability Insurance. Coverage shall be written on a commercial general liability form, and shall protect Developer and any subcontractor during the performance of work covered by this Agreement from claims or damages for personal injury, including accidental death, as well as claims for property damages which may arise from operation under this Agreement, whether such operations be by Developer, any subcontractor, or anyone directly or indirectly employed by either of them in such manner as to impose liability on the City or RDA. The amounts of such insurance shall be not less than the following limits:

    a) General Aggregate Limit – two million dollars ($2,000,000.00); Personal and Advertising Injury Limit (per person/organization) – two million dollars ($2,000,000.00);

    b) Bodily Injury and Property Damage – two million dollars ($2,000,000.00) per occurrence;

    c) Fire Legal Liability Damage Limit – one hundred thousand dollars ($100,000.00) per occurrence; and

    d) Medical Expense Limit – ten thousand dollars ($10,000.00) per person.

4. Comprehensive Automobile Liability and Property Damage. Coverage shall protect Developer and any subcontractor during the performance of work covered by this Agreement from claims or damages associated with operations of owned, hired, and non- owned motor vehicles. The amounts of such insurance shall be not less than the following limits:

    a) Bodily Injury – two hundred fifty thousand dollars ($250,000.00) per person; and

    b) One million dollars ($1,000,000.00) per occurrence; and Property Damage – two hundred fifty thousand dollars ($250,000.00) per occurrence.

5. Umbrella Coverage. Coverage shall protect Developer and any subcontractor during the performance of work covered by this Agreement with limits of one million dollars ($1,000,000.00) for bodily injury, personal injury, and property damage on a combined basis with the stated underlying limits of Paragraphs IV. S. 1. to IV S. 3. above.

6. Builder's Risk Insurance. Before commencing construction of any improvements on the Property and during any construction activities contemplated by this Agreement, Developer shall obtain and keep in full force and effect and all builders risk insurance policy for all portions of the Property with coverage equal to the total amount of the construction contracts for all such construction activities. Nothing in this Agreement is intended to relieve Developer of its obligation to perform under this Agreement and, in the event of loss and subject to any requirements of a mortgage on the Property or Project, Developer shall use the proceeds of such insurance to promptly reconstruct the damaged or lost improvements.

7. Fire and Casualty Insurance. Developer shall obtain and keep in full force adequate fire and casualty insurance with coverage in an amount equal to the assessed value of such improvements. In the event of loss the Developer shall use the proceeds of such insurance to promptly reconstruct the damaged or lost improvements.

S. General Indemnity.

1. Protection Against Losses. Developer shall indemnify, defend and hold harmless the City, RDA, and their respective officers, employees, agents, attorneys, insurers and the successors and assigns of all of the foregoing, from any and all liabilities, claims, losses, damages, judgments or awards, costs or expenses, including reasonable attorneys' fees, of whatsoever nature and by whomsoever asserted, whether asserted by a third party or by a party to this Agreement (hereinafter "Losses"), directly or indirectly, arising out of, resulting from or in any way connected with:

   a) Any breach by Developer of the terms of this Agreement;

   b) Any non-compliance with laws, ordinances, rules or regulations applicable to Developer's obligations under this Agreement; or

   c) Any governmental, regulatory or other proceedings to the extent any such proceedings result from Developer's failure to comply with its obligations under this Agreement or otherwise.

2. Indemnification Procedures. Developer shall promptly assume full and complete responsibility for the investigation, defense, compromise and settlement of any claim, suit or action arising out of or relating to the indemnified matters following written notice thereof from the City or RDA, which notice shall be given by the City or RDA within ten (10) days of their knowledge of such claim, suit or action. Failure to provide such timely notice shall not eliminate Developer's indemnification obligations to the City and RDA unless, and only to the extent to which, such failure has substantially prejudiced Developer. Notwithstanding the foregoing, in its sole discretion and at its expense, the City and RDA may participate in or defend or prosecute, through their own counsel(s), any claim suit or action for which either of them is entitled to indemnification by Developer; provided, however, that if the City or RDA is advised in writing by its legal counsel that there is a conflict between the positions of Developer and City or RDA, as appropriate, in conducting the defense of such action or that there are legal defenses available to the City or RDA different from or in addition to those

available to Developer, then counsel for the City or RDA, at Developer's expense, shall be entitled to conduct the defense only to the extent necessary to protect the interests of the City or RDA. Developer shall not enter into any compromise or settlement without the prior written consent of the City or RDA, as appropriate, which consent shall not be unreasonably withheld. The absence of a complete and general release of all claims against the City or RDA shall be reasonable grounds for the City or RDA to refuse to provide written consent to a compromise or settlement. If Developer does not assume the defense of such claim, suit or action, Developer shall reimburse the City and RDA for the reasonable fees and expenses of counsel(s) retained by the City and by RDA, and shall be bound by the results obtained by the City and RDA; provided, however, that no such claim, suit or action shall be settled without Developer's prior written consent, which consent shall not be unreasonably withheld. The absence of a complete and general release of all claims against Developer shall be reasonable grounds for Developer to refuse to provide written consent to a compromise or settlement.

V. CONDITIONS PRECEDENT TO OBLIGATIONS OF CITY AND RDA

The City's and RDA's obligations under this Agreement are conditioned upon the following:

A. Existence. Developer shall have provided City and/or RDA a certified copy of its organizational documents and a certificate from the Department of Financial Institutions for the State of Iowa indicating Developer's existence and good standing, and statement of qualification to do business in the State of Wisconsin.

B. Incumbency; Due Authorization. Developer shall have provided a certificate of incumbency and resolutions of the company, demonstrating Developer has been duly authorized to enter into this Agreement and authorizing the person signing this Agreement to execute and deliver it to the City and/or RDA, and to bind Developer to its terms.

C. No Violation or Default. Developer shall not be in violation of any of its governing documents or other contracts subject to this Agreement or of any other agreement between Developer and the City and/or RDA.

D. Insurance. The Developer shall have delivered to the City and/or RDA certificates of all insurance required under this Agreement.

E. TID District. TID shall be in effect and in good standing certified by the Wisconsin Department of Revenue. The City and RDA represent that as of the date of this Agreement, each has taken all of the actions required by the Wisconsin Department of Revenue in with regarding to the TID, is aware of no issues which could affect the good standing of the TID with the Wisconsin Department of Revenue, and no major changes to the TID which could affect its good standing are anticipated.

VI. CONDITIONS PRECEDENT TO OBLIGATIONS OF DEVELOPER

The obligations of Developer under this Agreement are conditioned upon the following:

A. TID. The TID shall remain in effect and in good standing as certified by the Wisconsin Department of Revenue.

B. Due Authorization. The City Council shall consent to the City entering into this Agreement and shall authorize the person(s) signing this Agreement to execute and deliver it to Developer and to bind the City to its terms. All actions required to authorize RDA to enter into this Agreement shall have been

taken and evidence of such actions, including authorization of the person signing this Agreement on behalf of RDA shall have been provided to Developer.

C. City/RDA Approvals. The City, the RDA or other applicable governmental bodies have provided all approvals contemplated by Sections IV.A. through IV.E. hereof,

VII. REPRESENTATIONS, WARRANTIES, AND COVENANTS

Developer represents and warrants to the City and RDA as follows:

A. No Material Change in Documents. All contract documents and agreements have been furnished to the City and RDA, as the case may be, by the Developer and are true and correct and there has been no material change in any of the same.

B. No Material Change in Developer Operations. There has been no material change in the business operations of Developer since the date the parties began negotiation to enter into this Agreement that would adversely affect the ability of the Developer to perform its obligations hereunder.

C. Compliance with Zoning. The Project will conform at all times and in all respects with applicable zoning and land division laws, rules, regulations and ordinances.

D. Payment. Developer shall pay for all work performed or materials furnished for the Project when and as the same become due and payable. Developer shall not suffer any construction or other involuntary lien to be imposed upon the Property prior to the Completion Date, except for liens for claims to payment that are subject to a bona fide dispute, and, in that case, shall be removed by Developer posting bond or other security, paying one hundred and twenty percent (120%) of the lien claimed into court, escrowing funds or promptly taking other steps to remove the lien of record. Developer shall pay all other obligations relating to the Project prior to the Completion Date, including all creditors holding liens or mortgages against the Property when and as the same become due. Developer will pay all taxes and assessments levied against the Property when and as the same become due.

E. Certification of Facts. No statement of fact by Developer contained in this Agreement and no statement of fact furnished or to be furnished by Developer to the City or RDA pursuant to this Agreement contains or will contain any untrue statement of a material fact or omits or will omit to state a material fact necessary in order to make the statements herein or therein contained not misleading.

F. Good Standing. Developer is a limited liability company organized and existing in good standing under the laws of the State of Iowa, is duly qualified to conduct business in the State of Wisconsin and has the power and all necessary licenses, permits and franchises to own its assets and properties and to carry on its business.

G. Due Authorization. The execution, delivery and performance of this Agreement and all other agreements requested to be executed and delivered by Developer hereunder have been duly authorized by all necessary company action of Developer and constitute valid and binding obligations of Developer, in accordance with their terms, subject only to applicable bankruptcy, insolvency, reorganization, moratorium, general principles of equity, and other similar laws of general application affecting the enforceability of creditors' rights generally.

H. No Conflict. The execution, delivery, and performance of the obligations of Developer, the development company, and all principals of the development company pursuant to this Agreement

will not violate or conflict with the Articles of Organization or Operating Agreement of Developer or any indenture, instrument or material agreement by which Developer is bound, nor, to the knowledge of the officer of the Developer signing this Agreement, upon a due diligence evaluation, will the execution, delivery, or performance of obligations of Developer pursuant to this Agreement violate or conflict with any law applicable to Developer.

I. No Litigation. To the knowledge of the officer of the Developer signing this Agreement upon a due diligence evaluation, there is no litigation or proceeding pending or threatened against or affecting Developer or the Property that would adversely affect the Project, Developer or the priority or enforceability of this Agreement, the ability of Developer to complete the Project or the ability of Developer to perform its obligations under this Agreement.

J. No Default. No default, or event that with the giving of notice or lapse of time or both would be a default, exists under this Agreement, and Developer is not in default (beyond any applicable period of grace) of any of its obligations under any other material agreement or instrument to which Developer is a party or an obligor.

K. Compliance with Laws and Codes. The Project, when completed, will conform and comply in all respects with all applicable laws, rules, regulations and ordinances, including without limitation, all building codes and ordinances of the City. Developer will comply with, and will cause the Project to be in compliance with all applicable federal, state, local and other laws, rules, regulations and ordinances, including without limitation, all environmental laws, rules, regulations and ordinances at all times during its period of ownership of the Project.

L. Fees or Commissions. Neither the City nor RDA shall be liable for any broker fees or commissions incurred by Developer in connection with the Property or any transactions contemplated by this Agreement.

M. No Objection to Property Assessment. Prior to termination of this Agreement, Developer shall not file an objection to real or personal property assessment as provided under §70.47(7)(a), Wis. Stats that, if successful, would reduce the aggregate assessed value of the Property to less than $22,000,000.

VIII. DEFAULT

A. Developer Default. Each of the following shall be an Event of Default by Developer:

1. Failure to Make Payment. Developer fails to make any payment required and such failure continues for a period of thirty (30) days after invoice due date;

2. Failure to Abide by Other Terms. Developer fails to perform any other of its obligations under this Agreement and such failure continues for a period of thirty (30) days from the date of notice from the City or RDA; provided, however, if such cure cannot reasonably be accomplished within such thirty (30) days and the delay in cure does not materially impair the financial interests of the City or RDA, and if Developer promptly commences cure within the initial thirty (30) days and thereafter diligently and continuously takes action to complete such cure, then the failure to perform shall not be an Event of Default;

3. Misrepresentation. Any representation or warranty of Developer in this Agreement or any agreement contemplated by this Agreement is untrue in any material respect when made;

4. Fraud and Other Illicit Behavior. Developer or any of its members is convicted of, pleads no contest to, or enters into any other agreement other than a dismissal with no conditions as to any allegation of:

    a) Fraud; or

    b) Indecent or illicit behavior that in the determination of the City or RDA would threaten the reputation of Developer or its ability to complete the Project according to the requirements of this Agreement;

5. Insolvency. Prior to the Completion Date, the Developer or any guarantor of the obligations of Developer is insolvent or becomes the subject of a petition in bankruptcy, a receivership, a composition or any other proceeding designed for the benefit of creditors generally that is not dismissed within one hundred eighty (180) days of the date of filing;

6. Involuntary Liens. Any lien is imposed upon the Property involuntarily due to the acts or omissions of Developer and such lien is not removed within sixty (60) days of it being imposed upon the Property.

B. Remedies Upon Default. In the event of the occurrence of an Event of Default by Developer, the City may in its discretion:

1. Termination. Terminate this Agreement without further notice to Developer;

2. Offset and Recoupment. Offset or recoup against any amounts that may then or thereafter come due from the City or RDA to Developer, whether under this Agreement or otherwise, an amount of damages reasonably estimated by the City or RDA resulting from Developer's breach;

3. Specific Performance. Sue for specific performance;

4. Sue for Damages. Sue for all damages caused by the Event of Default;

5. Other Remedies. Pursue any other remedies available to the City or RDA at law or in equity;

6. Interest. Collect interest on all delinquent amounts owed to the City or RDA at the rate of eight percent (8%) per annum from the date such amount was due; and

7. Costs and Attorney Fees. Collect all costs and fees, including reasonable attorney fees incurred by the City and RDA, or either of them, by virtue of the Event of Default.

C. City or RDA Default. Developer shall have all rights and remedies available under law or equity with respect to any failure of the City and/or RDA to perform their obligations under this Agreement, but only after providing the City and RDA notice of such default and a failure by the City and/or RDA to commence attempts to cure such default within the thirty (30)-day notice period. Except for Event of Defaults caused by the failure to make payments to the Developer, if the City and/or RDA, as appropriate, commences cure within the thirty (30)-day notice period and thereafter reasonably and continuously takes action to complete such cure, then the failure to perform shall not be an Event of Default.

D. Limitation of Damages. The foregoing notwithstanding, none of the parties shall be liable to any other party for any incidental, consequential, indirect, punitive or exemplary damages. All claims and damages

asserted against the City or RDA shall be subject to statutory protections of municipalities and their officials and employees, including the immunity and limitations set forth in §893.80 Wis. Stats.

E. No Waiver. Any delay in instituting or prosecuting any actions or proceedings or otherwise asserting the rights granted in this Agreement, shall not operate as a waiver of such rights to, or deprive it of or limit such rights in any way, nor shall any waiver in fact made with respect to any specific default, be considered or treated as a waiver of any rights with respect to other defaults or with respect to the particular default except to the extent specifically waived in writing.

F. Remedies Cumulative. Except as expressly provided otherwise in this Agreement, the rights and remedies of the parties to this Agreement, whether provided by law or by this Agreement, shall be cumulative, and the exercise by any party of any one or more of such remedies shall not preclude the exercise of it, at the same or different times, of any other such remedies for any other default or breach by any other party.

IX. TERMINATION

A. Date of Termination. This Agreement shall terminate upon the earliest of the date:

1. All Qualified Expenditures have been repaid in full by Tax Increment;
2. The City closes and terminates the TID;
3. The Wisconsin Department of Revenue fails to certify or revokes certification of all or any portion of the TID or the Property;
4. This Agreement is terminated because of an Event of Default; or
5. The parties agree in writing to terminate this Agreement.

B. TIF Payments termination. TIF payments shall terminate upon the earliest of:

1. The year in which the TIF Incentive equals the lesser of seven million five hundred thousand dollars ($7,500,000.00)(plus costs of any independent analysis as provided in Section III.A.) or the total amount of Qualified Expenses incurred and paid by Developer as indicated by the Tax Incentive Cap in Section III. C. 2.;
2. Twenty-two (22) years after the date of execution of this Agreement, which is 2042.

C. Survival of Certain Provisions. Sections III. B. 1. d), IV.J., IV.O.2., IV. Q.2., IV. S, V.A., V.B., V.C.,V.D., V.E., VII.E., VII.G., VII.L., VIII.A., VIII. B., VIII.C., VIII. D., VIII. E., VIII. F., X.B., X.C., X.G., X .J., X.N., X.O., X.P., and X. R. shall survive the termination of this Agreement.

X. MISCELLANEOUS PROVISIONS

A. No Effect Until Executed. The terms of this Agreement shall have no force and effect unless and until this Agreement is executed by all Parties.

B. Assignment. Except as provided below, prior to the Completion Date, Developer may not assign its rights or obligations under this Agreement without the express prior written consent of the City and RDA (other than to an Affiliate or Affiliates). Thereafter, this Agreement may be assigned by Developer only upon the prior, written consent of the City and RDA, which shall not be unreasonably withheld. Notwithstanding the foregoing:

a) Permitted Assignment: Developer may assign all of its rights and obligations with respect to a portion of the Property to one or more Affiliates, without prior approval of the City or RDA, so long as the proposed Affiliate assignee (i) agrees in writing to assume all of Developer's rights and obligations under this Agreement with respect to the portion of the Property transferred to the Affiliate, (ii) the Developer conveys all or a portion of the Property to the Affiliate assignee, (iii) the Developer provides the RDA and the City with timely written notice and a copy of such fully executed assignment and assumption agreement, and (iv) Developer directly or indirectly manages the Affiliate assignee.

b) Collateral Assignment of Development Agreement. Developer may assign its rights and obligations under this Agreement with respect to all or a portion of the Property to a lender or lenders, solely for the purposes of providing collateral security for a loan issued to Developer for the purposes of the construction and development of the Project or any portion thereof. Any such assignment shall become effective only following an event of default by Developer under the terms of the loan. No such assignment shall relieve Developer of any of its obligations hereunder.

c) Transfers of Equity Interests. Nothing herein shall prevent, and RDA and City consent shall not be required for, the transfer of equity interests in Developer or in any direct or indirect owner thereof, any portion thereof among family members, or trusts for the benefit of family members for estate planning purposes.

C. Nondiscrimination. In the performance of work under this Agreement, Developer shall not discriminate against any employee or applicant for employment nor shall the Property or any portion thereof be sold to, leased or used by any party in any manner to permit discrimination or restriction on the basis of the basis of race, color, national or ethnic origin, ancestry, age, religion or religious creed, disability or handicap, sex or gender (including pregnancy), gender identity and/or expression, sexual orientation, military or veteran status, genetic information, or any other characteristic protected under applicable federal, state or local law. Retaliation is also prohibited. The construction and operation of the Property shall be in compliance with all effective laws, ordinances and regulations relating to discrimination on any of the foregoing grounds.

D. No Personal Liability. Under no circumstances shall any trustee, officer, official, commissioner, director, member, partner or employee of the City or RDA have any personal liability arising out of this Agreement, and Developer shall not seek or claim any such personal liability.

E. No Personal Interest of Public Employee. No official or employee of the City or RDA shall have any personal interest in this Agreement, nor shall any such person voluntarily acquire any ownership interest, direct or indirect, in the legal entities that are parties to this Agreement. No official or employee of the City or RDA shall be personally liable to Developer or any successor in interest, in the event of any default or breach by the City or RDA, or for any amount that becomes due to the Developer or its successors under this Agreement.

F. Relationship of Parties. The City and the RDA are not partners or joint venturers with Developer in the Project or otherwise. Under no circumstances shall the City or RDA be liable for any of the obligations of Developer under this Agreement or otherwise. There are no third party beneficiaries of this Agreement.

G. Force Majeure. No party shall be responsible to any other party for any resulting losses and it shall not be a default hereunder if the fulfillment of any of the terms of this Agreement is delayed or

prevented by revolutions or other civil disorders, wars, acts of enemies, strikes, fires, floods, acts of God, pandemics, adverse weather conditions, legally required environmental remedial actions, industry-wide shortage of materials or labor, or by any other cause not within the control of the party whose performance was interfered with, and which exercise of reasonable diligence, such party is unable to prevent, whether of the class of causes herein above enumerated or not, and the time for performance shall be extended by the period of delay occasioned by any such cause. The foregoing notwithstanding, a Force Majeure event may not be used to avoid an Event of Default if the delay caused by the Force Majeure event exceeds one hundred and eighty (180) days from the date the event occurred.

H. Parties and Survival of Agreement. Except as otherwise expressly provided herein, this Agreement is made solely for the benefit of the parties hereto and no other person, partnership, association or corporation shall acquire or have any rights hereunder or by virtue hereof. All representations and agreements in this Agreement shall remain operative and in full force and effect until fulfilled and shall survive the closing.

I. Time. TIME IS OF THE ESSENCE with regard to all dates and time periods set forth herein. In the event this Agreement is not executed by both Parties prior to July 1, 2021, any and all approvals granted pursuant hereto or in conjunction herein by the City and/or RDA which are contemplated as part of this Agreement shall automatically expire.

J. Notices. All notices, demands, certificates or other communications under this Agreement shall be given in writing and shall be considered given:

1. Upon receipt if sent via electronic mail (e-mail

2. Upon receipt if hand-delivered to the party or person intended; or

3. One (1) business day after deposit with a nationally-recognized overnight commercial courier service, air bill pre-paid; or

4. Three (3) business days after deposit in the United States Postal Service (USPS), postage prepaid, by certified mail, return receipt requested.

All correspondence shall be addressed by name and address to the party or person intended as follows:

To the City: City of Green Bay
Attn: City Clerk
100 North Jefferson Street
Green Bay, WI 54301
e-mail: Clerkinquiries@greenbaywi.gov

To RDA: Redevelopment Authority of the City of Green Bay
Attention: Executive Director
100 North Jefferson Street, Room 608
Green Bay, WI 54301
e-mail: Neil.Stechschulte@greenbaywi.gov

To the Developer: MERGE, LLC
Attention: Brent Dahlstrom, Principal

604 Clay Street
Cedar Falls, IA 50613
e-mail: brent@mergeurbandevelopment.com

With a copy to: Squire Patton Boggs (US) LLP
Attention: Steven F. Mount
41 South High Street, Suite 2000
Columbus, OH 43215
e-mail: steven.mount@squirepb.com

The foregoing addresses shall be presumed to be correct until notice of a different address is given according to this paragraph.

K. Governing Law. The laws of the State of Wisconsin shall govern this Agreement.

L. Captions. The captions or headings in this Agreement are for convenience only and in no way define, limit or describe the scope or intent of any of the provisions of this Agreement.

M. Execution in Counterparts. This Agreement may be signed in any number of counterparts with the same effect as if the signature thereto and hereto were upon the same instrument.

N. Severability. If any provision of this Agreement shall be determined to be unenforceable as applied in any particular case or in all cases because it conflicts with any other provision or provisions hereof or any constitution or statute or rule of public policy, or for any other reason, such circumstance shall not have the effect of rendering the provision in question inoperative or unenforceable in any other case or circumstance, or of rendering any other provision or provisions herein contained unenforceable to any extent whatever.

O. Recording of Agreement. The City may record this Development Agreement or a Memorandum of this Agreement with the Register of Deeds for Brown County, Wisconsin. Upon request of the City, Developer shall execute and deliver to the City any such Memorandum or any other document in connection with such recording. Following termination of this Development Agreement and upon the request of an owner of any portion of the Property, the City and the RDA shall execute and record a memorandum indicating that this Development Agreement has been terminated and this Development Agreement no longer runs with the land nor binds owners of the Property (other than the Developer).

P. Priority Over Subsequent Liens. This Agreement shall run with the land and shall be binding upon and inure to the benefit of the parties and their heirs, successors and assigns. As such, the current and all future owners of the Property shall be subject to all of the obligations stated herein. The Developer warrants and represents that there will not be any mortgage or any other lien against the Property created by the Developer at the time this Development Agreement is recorded other than mortgages for the purchase of the Property and to finance costs of constructing the Project. This Development Agreement shall have precedence and shall take priority over any mortgage, lien or other encumbrance that may be recorded against the Property (or any portion thereof) after the recording of this Development Agreement (or Memorandum thereof) ; provided, however, that upon request of the Developer, the City and RDA shall execute such subordinations of this Development Agreement as may be reasonably required by a mortgagee providing financing for the Project.

Q. No Construction Against Drafter. This Agreement is a product of the negotiation and drafting of attorneys for the parties, and, as such, the rule of construing ambiguous contracts against the drafter shall not apply to this Agreement.

R. Venue. The venue for any proceeding involving the negotiation, drafting, interpretation or enforcement of this Agreement shall be the circuit court for Brown County, Wisconsin, all other venues being inappropriate for any such proceeding.

S. Signatures and Counterparts. Electronic, facsimile and photocopy signatures shall have the same effect as original signatures.

[Signature pages follow]

Signature page 1 of 3

IN WITNESS WHEREOF, the parties to this Agreement have caused this instrument to be signed by duly authorized representatives of Developer, City and RDA as of the day and year first written above.

DEVELOPER:
MERGE, LLC

By: _____

_____
Print Name and Title

ACKNOWLEDGMENT

STATE OF WISCONSIN)
) SS
COUNTY OF BROWN)

Personally came before me this _____ day of _____ 2020, the above named _____ , a member of MERGE, LLC, an Iowa limited liability company, to me known to be the person who executed the foregoing instrument and acknowledged the same.

_____
*_____
Notary Public, _____ County, Wisconsin
My Commission Expires _____

Signature page 2 of 3

THE CITY OF GREEN BAY, THE REDEVELOPMENT AUTHORITY OF THE CITY OF GREEN BAY, and MERGE, LLC

THE CITY OF GREEN BAY

By: _____
Eric Genrich, Mayor

By: _____
Celestine Jeffreys, Clerk

ACKNOWLEDGMENT

STATE OF WISCONSIN)
) SS
COUNTY OF BROWN)

Personally came before me this _____ day of _____ 2021, the above named _____ and _____, on behalf of the City of Green Bay, a Wisconsin municipal corporation, to me known to be the person who executed the foregoing instrument and acknowledged the same.

_____
*_____
Notary Public, _____ County, Wisconsin
My Commission Expires _____

Signature page 3 of 3

THE CITY OF GREEN BAY, THE REDEVELOPMENT AUTHORITY OF THE CITY OF GREEN BAY, and MERGE, LLC

REDEVELOPMENT AUTHORITY OF THE CITY OF GREEN BAY

By: _____
Gary J. Delveaux, Chair

Attest: _____
Neil Stechschulte, Executive Director

ACKNOWLEDGMENT

STATE OF WISCONSIN)
) SS
COUNTY OF BROWN)

Personally came before me this _____ day of _____ 2020, the above named _____ and _____, on behalf of the Redevelopment Authority of the City of Green Bay, a Wisconsin municipal corporation, to me known to be the person who executed the foregoing instrument and acknowledged the same.

_____
*_____
Notary Public, _____ County, Wisconsin
My Commission Expires _____

EXHIBIT A
Property Map

EXHIBIT B
Legal Description

239 Arndt Street – Tax Parcel 3-551

Block 1, Arndt's Addition to Fort Howard, now part of the City of Green Bay and that part of the unsurveyed part of Private Claim No. 2, West side of Fox River, in the City of Green Bay, Brown County, Wisconsin, described as follows:

Commencing at a point where the Northerly line of the surveyed part of Private Claim No. 2 West intersects the Westerly line of Pearl Street extended which point is located 248.3 feet Southerly along said Westerly line of Pearl Street from the Southerly line of Arndt Street; thence North 24° 42' 39" East along the Westerly line of Pearl Street extended 248.3 feet to the Northeast corner of Block 5, Arndt's First Addition to Fort Howard; thence South 64° 6' 21" East along the Southerly line of Arndt Street 573.01 feet more or less to the West government dock line Fox River; thence South 12° 35' 14" West along said government dock line 255.1 feet to the Northerly line of the surveyed part of said Private Claim No. 2 West; thence North 64° 6' 21" West along said Northerly line of the surveyed part of Private Claim No. 2 West 627.34 feet to the point of beginning; EXCEPT that part thereof that lies West of the center line of Pearl Street produced Southerly.

Lots 1 and 2, including the East ½ of Water Street vacated, Block 2, Arndt's Addition to Fort Howard now a part of the City of Green Bay.

Lot 3, Block 2 Arndt's Addition to Fort Howard now a part of the City of Green Bay, except the part thereof described in Volume 241 Deeds, page 234.

The vacated portion of Arndt Street extending Easterly from the Easterly line of Water Street (vacated) to the Fox River.

EXCEPTING THEREFROM:

(a) The 20 foot main line right of way of the (former) C&NW RR Co., described at 4 Deeds 462.
(b) The side track easement of the (former) C&NW RR Co., described at 90 Deeds 167

101 Bridge Street – Tax Parcel 3-554-A

That part of Lot Five (5), Block Two (2), according to the recorded Plat of Arndt's First Addition to the City of Fort Howard, now a part of the City of Green Bay, West side of Fox River, Brown County, Wisconsin, bounded on the West by a line 280 feet Easterly from and parallel to the Easterly line of Pearl Street and bounded on the East by the channel bank of Fox River, on the North by the Southerly line of Bridge Street, and on the South by the Southerly line of said Lot 5, Block 2, Arndt's First Addition.

119 Bridge Street – Tax Parcel 3-556

Part of Lots 3, 4 and 5, Block 2, Arndt's First Addition to Fort Howard, in the City of Green Bay, Brown County, Wisconsin, described as follows:

All that part of Lot 3, Block 2, lying Westerly of the West line of the premises conveyed to Fort Howard Paper Company as described in Jacket 38 Image 34, also the East 5 feet of vacated Water Street lying between the North and South lines of said Lot 3, Block 2, extended Westerly.

All that part of Lot 4 Block 2, lying between the East line of vacated Water Street and the Channel Bank of Fox River.

The Westerly 120 feet of Lot 5, Block 2; the easterly 5 feet of vacated Water Street lying between the North line of the aforesaid Lot 5 and the South line of the aforesaid Lot 4, Block 2 extended westerly.

EXHIBIT C
Certified Survey Map ("CSM")

[to be inserted]

EXHIBIT D
Preliminary Concept Plan

PULLBACK

PROJECT DATA

Green Bay Shipyard

Merge Urban Development Group

FACTS // *What do we know? What is given?*

239 Arndt Street / 119 Bridge Street

Existing site condition is a vacant industrial site of 233,784 SQ FT (5.367 acres).

Zoning: D2 Downtown Two

Max ground floor area: 40,000 SF

FAR: Min. 1; Max 8 (no setbacks required)

Max Height: None

Located in "On Broadway" Business Improvement District.

Raised site with fill to be out of floodplain - no underground parking.

Walk Score: 67 (city average: 41) Bike Score 87!

2015 IBC and Wisconsin State Amendments

Reference Green Bay 2014 Downtown Plan "AuthentiCity" and "State of Downtown Report"

GOALS // *What do we want to achieve + why?*

Transform this end of the city.

Create a dense walkable residential development that maximizes use of limited downtown waterfront.

Maximize units with views of the Fox River and the Shipyard park

Restaurant facing the urban edge to add additional vibrancy and attract people to the site.

Create an anchor to the south end of the Broadway District that supports the vibrant district culture while also spurring further development on S. Broadway, "starting a domino effect".

Architecture should be authentically of Green Bay and the Broadway district.

"materials reflecting the district's history or the formation of the community encourage people to think about Green Bay and the district, or maybe even instill a sense of wonder about the community's story" Streetscape TV Report

CONCEPTS // *How can we achieve the goals?*

Incorporate massing of adjacent industrial buildings and elevate the context.

Building orientation and geometry to maximize views toward river and Shipyard park.

Incorporate attractive landscaping and lighting to extend park feeling from Shipyard Park to Riverwalk.

Juxtapose intentional elements from historic industrial context.

"equally important to scale is detail—a Broadway district experience relates strongly to the sense of its relationship to the river, industry and the craft felt in its buildings." Streetscape TV Report

NEEDS // *What quantity + quality is required?*

Retail at restaurant: 14' clear height, 4000 SF.

Half-level covered parking at building with restaurant. All other ground floor to be walk ups.

225 Total Units

Micros - 20% (450 SF)

Studios - 20% (500 SF)

1 BD - 20% (650 SF)

1+ BD - 20% (700 SF)

2BD - 20% (900 SF)

Provide amenities including courtyard, patio terrace space, private balconies, kayak and fishing storage.

Support pedestrian-friendly designs such as outdoor seating, outdoor gathering areas, active commercial corner, and public or quasi-public spaces.

PROJECT STAKEHOLDERS

Joy Hannemann

Brent Dahlstrom

Jon Tiaber

On Broadway

City of Green Bay

CORE PURPOSE

Create attainable housing options in a walkable urban setting that uses this site to its full potential.

Connect and respond to the adjacent Shipyard Park

To build a lasting relationship with the City of Green Bay for future development.

CHARACTER + FEEL

Blend the industrial fabric of the Green Bay riverfront with a new building that is contextually sensitive yet contemporary and exciting.

Embrace Green Bay's appreciation of art, the flourishing culinary scene, it's industrial roots and it's emerging high-tech workforce.

Support and expand on the active and recreational activities of the adjacent Shipyard park.

END USER DESCRIPTION

Young professionals, working class people, and empty nesters will be drawn to the attractive housing adjacent to the Shipyard Park, with views of the river and park-like setting.

Abundant day lighting, sustainable and natural materials, and smart design will be attractive features that will drive demand for these urban residential units.

PULLBACK

PROJECT DRIVERS

SERVE // SPACES FOCUSED ON LIFE OF *PEOPLE + PLACE*

PEOPLE // *Multiplicity*

The quality or state of being multiple or various

The Broadway district is a culturally rich district that is diverse in its racial, ethic, and economic makeup. The bulk of people coming into the district are young singles and couples.

The community contains a strong art and culinary scene. Broadway is home to Green Bay's most dense collection of public art.

Designed to serve both blue collar and high tech work force.

PLACE // *Anchor*

Reliable, something that serves to hold firmly

The adjacent Shipyard Park development will create a tourism and recreation destination at the south end of the Broadway District. Dense residential development will activate the new park and enliven the waterfront, which will spur further development on the south end of the district.

Project site is situated between juxtaposed places of work (active shipyard and riverfront) and play (large shipyard park).

MAKE SENSE // QUALITY EXECUTION SHAPED BY *REGIONALISM + ENDURANCE*

REGIONALISM // *Form*

The essential nature of a thing

Building forms and materials inspired by a history of industrial, ship building, and paper making structures, detailed in a contemporary way, to create a modern interpretation of the old buildings that formerly lined the Fox River.

The dominant feature of the site is the Fox River. Amenities should allow people to view and interact with it in various ways, during each season.

Pedestrian focused experience to promote activity and interaction with the various community activities that take place year round.

ENDURANCE // *Hardy*

Bold, Brave, capable of withstanding adverse conditions

Industrial quality, durability, and timelessness will be referenced in the architecture

Incorporate solar panels to offset energy cost of common areas and shared amenity area.

As the project site is raised up & out of the flood plain, it should not disconnect itself from accessing the riverfront.

Materials and detailing should create a hybrid character of the industrial past and the high-tech future.

MEAN IT // HOLISTIC CONCEPTS DEVELOPED WITH *CLARITY + OPTIMISM*

CLARITY // *Shipyard*

a yard, place, or enclosure where ships are built or repaired

Incorporate clean lines and bold features that are prevalent throughout midwest industrial architecture

Allow the architecture to direct the flow of pedestrians' views and movement as they are they spill out to the riverfront.

Use building and landscaping to shape and promote the pedestrian experience as a hub of community.

OPTIMISM // *Recreation*

Refreshment of strength and spirits after work

This development should not add additional burden to the lives of its users. The architecture and site should create areas of play and rest that reinvigorate the lives of its users

Provide different scales of dynamic spaces to create an active and peaceful environment that engages with the river.

Green Bay Shipyard

Merge Urban Development

+ DRIVERS // INCREASING SPECIFICITY

+DRIVER 1 // *Urban Flow*

The architecture shapes the movement & views that spill out onto the Fox River and the surrounding city

+DRIVER 2 // *Hybrid History*

Mixed character of the site's industrial and shipping past with its high-tech future

+DRIVER 3 // *Revitalization by Recreation*

The adjacent Shipyard Park will create a tourism and recreation destination at the south end of the Broadway corridor. Dense residential development will activate the new park and enliven the waterfront.

GREEN BAY SHIPYARD

SOCIOECONOMIC BENCHMARKS

People Per Canvas Block Area

Project Parcel Location

Project Study Area

People Per Canvas Block Area (Acre)
People (0 - 40.0)

- 0.0 - 2.0
- 2.0 - 5.0
- 5.0 - 9.0
- 9.0 - 12.0
- 12.0 - 40.0

Dwelling Units Per Canvas Block Area

Project Parcel Location

Project Study Area

Dwelling Units Per Canvas Block Area (Acre)
People (0 - 34.0)

- 0.0 - 1.0
- 1.0 - 2.5
- 2.5 - 4.0
- 4.0 - 8.0
- 8.0 - 34.0

Employment Units Per Canvas Block Area

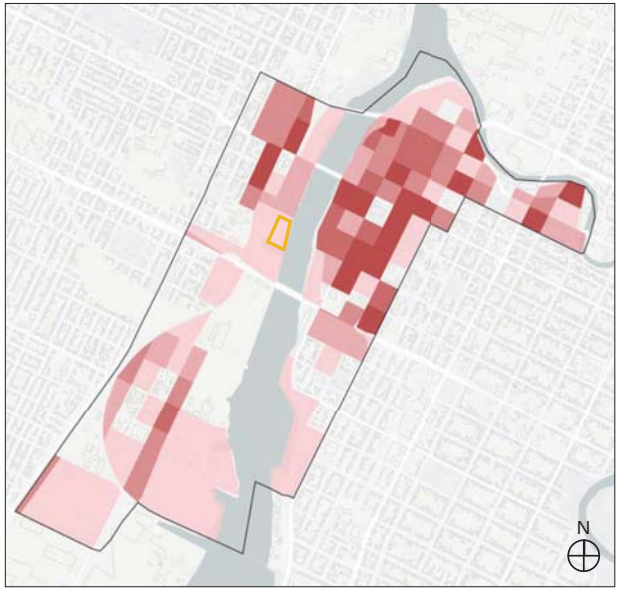

Project Parcel Location

Project Study Area

Employment Per Canvas Block Area (Acre)
People (0 - 112)

- 0.0 - 2.0
- 2.0 - 4.5
- 4.5 - 10.0
- 10.0 - 15.0
- 15.0 - 112.0

SNITSHOT ARCHITECTURE

MERGE URBAN DEVELOPMENT GROUP

GREEN BAY SHIPYARD

SOCIOECONOMIC BENCHMARKS

Green Bay Shipyard Study Area Map

Green Bay Shipyard Study Area Data

Population

Number of residents

Base Scenario 3,844

Housing

Number of dwelling units

Base Scenario 1,748

Households

Number of households

Base Scenario 1,540

Jobs

Number of employees

Base Scenario 4,287

Base Scenario Source: UrbanFootprint generates the raw counts of population, dwelling units, jobs, and other demographic fields by using a combination of data sources, including the 2010 Dicennial Census, the 2012 American Community Survey (ACS) 5-year estimates (available at the block group level), 2010 Longitudinal Employer-Household Dynamics (LEHD) workforce data, the Environmental Protection Agency's Smart Location Database, the Census Bureau's Area Landmarks dataset, and the National Land Cover Database (NLCD).

Housing by Type

Number of dwelling units

Detached Single-Family, Large Lot
Detached Single-Family, Small Lot
Single-Family Attached
Multifamily

Base Scenario 1,748

Jobs by Sector

Number of employees

Retail
Office
Public
Industrial
Agriculture/Extraction
Military

Base Scenario 4,287

Green Bay City Jurisdiction Map

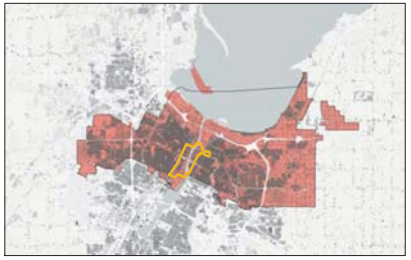

Secondary Source:
- https://factfinder.census.gov/faces/nav/jsf/pages/community_facts.xhtml
- https://censusreporter.org/profiles/14000US55009000800-census-tract-8-brown-wi/

Green Bay City Jurisdiction Data

Population

Number of residents

Base Scenario 102,384

Housing

Number of dwelling units

Base Scenario 42,845

Households

Number of households

Base Scenario 40,183

Jobs

Number of employees

Base Scenario 63,961

Housing by Type

Number of dwelling units

Detached Single-Family, Large Lot
Detached Single-Family, Small Lot
Single-Family Attached
Multifamily

Base Scenario 42,845

Jobs by Sector

Number of employees

Retail
Office
Public
Industrial
Agriculture/Extraction
Military

Base Scenario 63,961

SHOTLING ARCHITECTURE

MERGE URBAN DEVELOPMENT GROUP

REGIONALISM

EXISTING CONTEXT

- PROJECT SITE
- PARKS
- 1/2 MILE RADIUS OR 5 MINUTE WALK
- PUBLIC EVENT SPACE

BICYCLE TRANSPORTATION

- BICYCLE LANES
- PROPOSED BICYCLE LANES
- FOX RIVER TRAIL

PEDESTRAIN PATHS

- RIVERWALK
- POTENTIAL RIVERWALK EXPANSION
- FUTURE HUBBARD STREET PROMANADE

POINTS OF INTEREST

1. ACE MARINE
2. TITLETOWN BREWERY
3. COPPER STATE BREWERY CO.
4. NEVILE PUBLIC MUSEUM
5. THE CANNERY PUBLIC MARKET
6. T2 ACCELERATOR
7. KI CONVENTION CENTER
8. HAMPTON INN DOWNTOWN
9. SCHREIBER FOODS
10. BAYLAKE CITY CENTER
11. THE CHILDREN'S MUSEUM OF GREEN BAY (OLD LOCATION)
12. HOTEL NORTHLAND
13. MEYER THEATRE
14. THE AUTOMOBILE GALLERY
15. FORT HOWARD ELEMENTRY SCHOOL
16. THE GREATER GREEN BAY CHAMBER OF COMMERCE
17. BROWN COUNTY COURTHOUSE
18. THE TARLTON THEATRE
19. CUP O JOY MUSIC VENUE
20. GREEN BAY COMMUNITY THEATRE

PARKS & PUBLIC SPACES

21. FUTURE SHIPYARD PARK
22. THE CITYDECK
23. LEICHT MEMORIAL PARK
24. FRANK B. SEYMOUR PARK

EVENT LOCATIONS

25. FARMER'S MARKET ON BROADWAY & TASTE ON BROADWAY
26. SATURDAY FARMERS MARKET

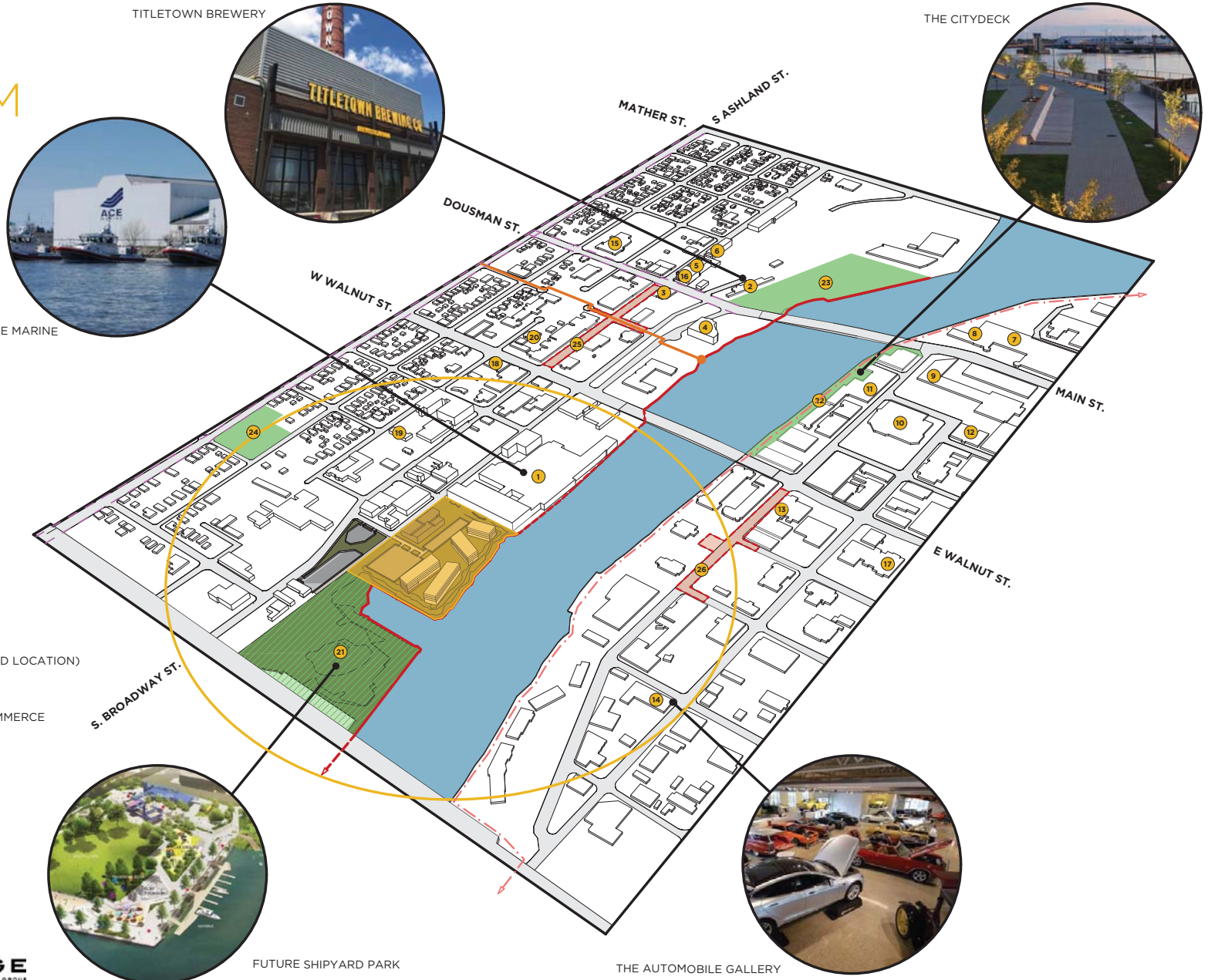

SHOTLING ARCHITECTURE

MERGE URBAN DEVELOPMENT GROUP

REGIONALISM

PUBLIC CIRCULATION

PROJECT SITE

BUS ROUTES
- #3 SILVER LINE
- #4 BLUE LINE
- #5 PLUM LINE
- #8 GREEN LINE
- #9 GOLD LINE
- #13 RIVER LINE

BICYCLE TRANSPORTATION
- BICYCLE LANES
- PROPOSED BICYCLE LANES
- FOX RIVER TRAIL

PEDESTRAIN PATHS
- RIVERWALK
- POTENTIAL RIVERWALK EXPANSION
- FUTURE HUBBARD STREET PROMANADE

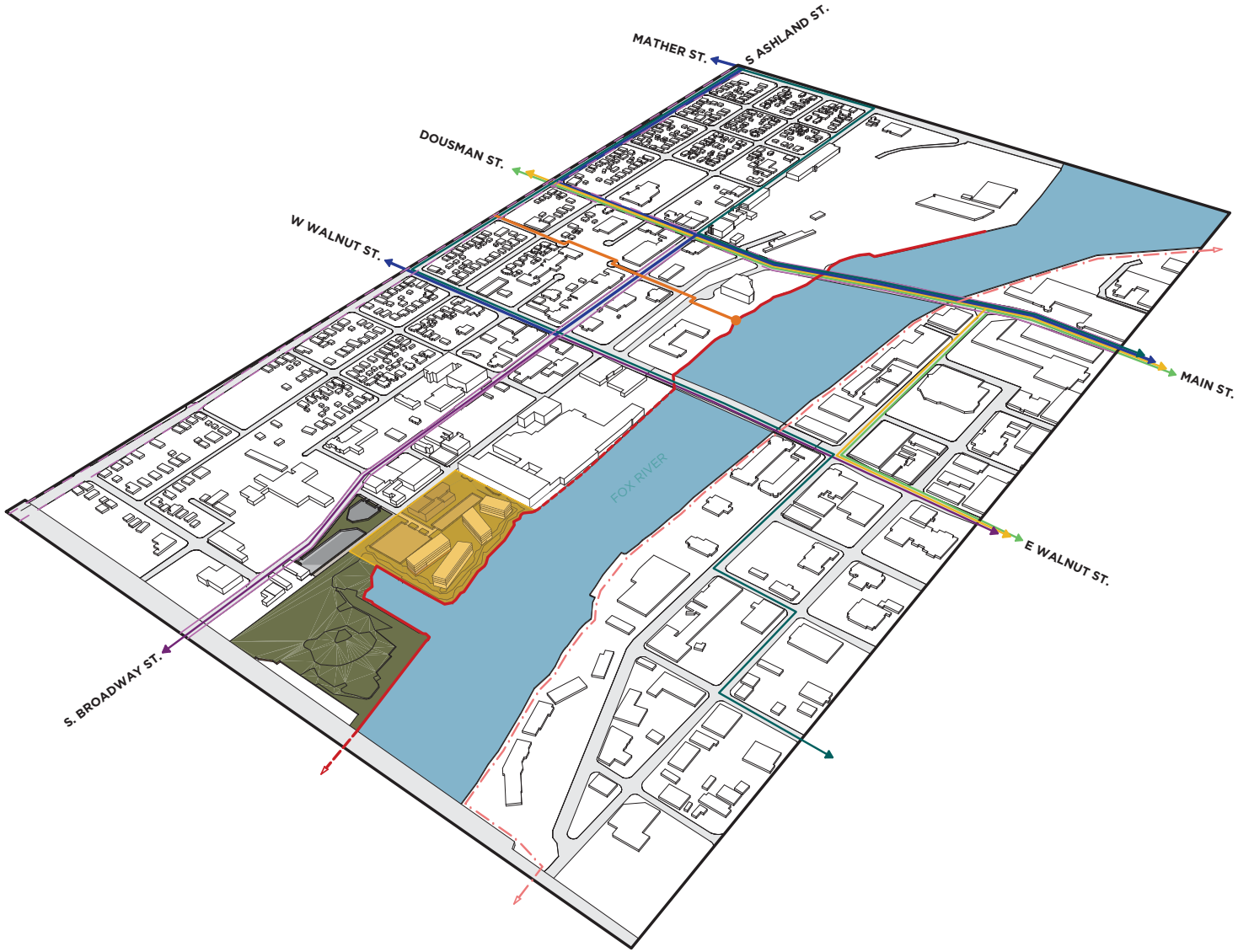

SHOTLING ARCHITECTURE

MERGE URBAN DEVELOPMENT GROUP

GREEN BAY SHIPYARD

OPPORTUNITY ZONE HOUSING + WATERFRONT MIXED-USE

PROJECT DRIVERS

Urban Flow - The architecture shapes the movement & views that spill out onto the Fox River and the surrounding city

Hybrid History - Mixed character of the site's industrial and shipping past with its high-tech future.

Revitalization by Recreation - The adjacent shipyard park will create a tourism and recreation destination at the south end of the Broadway corridor. Dense residential development will activate the new park and enliven the waterfront.

TOTAL DEVELOPMENT

Gross: 189,500 SF

Residential: 175,000 SF (225 Units)

Commercial: 4,000 SF

Parking: 322 Total Spaces
(290 Spaces on Grade)
(32 Spaces 1/2 Level Garage)

BUILDING 1

4 Story Mixed-Use
117,500 GSF (4,000 SF Commercial / 12,500 SF Parking)
(101,000 GSF x 80% Efficiency) / 630 SF = 129 Units
Required Residential Parking = 162*
Required Restaurant Parking = 40**

BUILDING 2

4 Story Residential
72,00 GSF
(72,000 GSF x 80% Efficiency) / 600 SF = 96 Units
Required Residential Parking = 120*

- **RESIDENTIAL**
- **RETAIL** RESTAURANT
- **PARKING GARAGE** 1/2 LEVEL UNDERGROUND
- **EXISTING** INDUSTRIAL OFFICE
- **NODES OF INTEREST**
- **PEDESTRIAN PATHS**

SHOTLING ARCHITECTURE

MERGE URBAN DEVELOPMENT GROUP

*Residental Parking Rate of 1.25 Per dwelling
** Restaurant Parking rate of 1 stall per 100 SF Interior Space (per City of Green Bay Municipal Code 13-1720)

GREEN BAY SHIPYARD

VISUAL INSPIRATION

GREEN BAY SHIPYARD

FORM & MATERIAL PALETTE



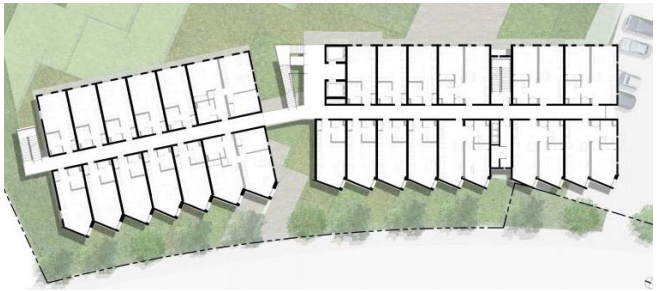

SHOTLING ARCHITECTURE

MERGE URBAN DEVELOPMENT GROUP

GREEN BAY SHIPYARD

SITE PLAN

SHOTLING ARCHITECTURE

MERGE URBAN DEVELOPMENT GROUP

N

GREEN BAY SHIPYARD

VIGNETTE

SHOTLING ARCHITECTURE

MERGE URBAN DEVELOPMENT GROUP

GREEN BAY SHIPYARD

VIGNETTE

SHOTLING ARCHITECTURE

MERGE URBAN DEVELOPMENT GROUP

GREEN BAY SHIPYARD

VIGNETTE

SHOTLING ARCHITECTURE

MERGE URBAN DEVELOPMENT GROUP

GREEN BAY SHIPYARD

VIGNETTE

SHOTLING ARCHITECTURE

MERGE URBAN DEVELOPMENT GROUP

Report to the
Redevelopment Authority of the City of Green Bay

MEETING DATE	PREPARED BY
May 18, 2021	Neil Stechschulte, Director

AGENDA ITEM # L.2

Informational Only - Directing staff to pursue an updated memorandum of understanding with respect to the guaranty with HCW, LLC.

BACKGROUND

In December 2005, the City entered into a Development Agreement with HCW, LLC on December 20, 2005, that included the City providing $800,000 in TIF proceeds and an additional loan of $3,500,000 to relocate APAC Customer Services to the Property.

In December 2015, the Developer agreed to refinance the City debt in exchange for a guaranty by the City on the private financing in the amount of $2.5 million. Bank of Luxemburg approved a loan that would consolidate both loans and set up a new note with a 5 year balloon and 15 year amortization. The Bank's approval required a continuing guaranty from the City to mitigate the risk associated with the tenant's lease and the City's plan for the building. At this time, the City and Developer also entered into memorandum of understanding to establish additional terms and conditions related to the guaranty.

In March 2020, APAC Customer Services ceased operations at the property.

In February 2021, the Bank of Luxemburg and Developer again agreed to amend terms. The note was paid as agreed until the tenant vacated in 2020 at which time payments were adjust to interest plus escrow and then escrow only in October of 2020. The loan approval in place for HCW is to renew the existing balance through December of 2026. The current loan balance is $3,551,001.14 February 2021. The note will be structured to allow HCW to make interest only and escrow payments through December of 2021 because of the effects COVID has had on the commercial real estate industry. The loan will then resume principal, interest, and escrow payments in January of 2022.

Upon further review of the guaranty documents, it is the opinion of the City's legal counsel that the City's obligations continue and do not require a separate approval by the City. An updated memorandum of understanding between the developer and the City remains desirable, but does not have any immediate impact on the City's obligations under the guaranty provided.

Subject to further review by the City's Finance Department and Legal Counsel as well as the Developer, Staff is recommending the following language for consideration by the Developer:

1. Developer shall regularly keep the City's Director of Community and Economic Development ("Director") informed of the status and resolution of any negotiations with tenants of the building located on the Property subject to this agreement, and will provide copies of any formal notifications, lease agreements or financial transactions related to leasing of the Property.

2. Developer and all its members shall provide annual financial disclosures to the Director in the form of tax returns or other formal deemed acceptable by the City.

3. Developer shall hold or reduce its outstanding accounts receivable on Developer's other projects unrelated to the agreement. The parties agree that the value of these receivables as of May 1, 2021 is $_____.

4. If any Guarantor is released by the Bank of Luxemburg, Developer shall notify the City of any release and provide all relevant documentation to the Director within five (5) business days.

5. Developer shall provide the City with the Bank of Luxemburg's repayment schedule and attach it to this agreement as a condition of approval.

6. Developer shall provide the City with a defined collateral assigned to the City in the event of the Guaranty being called by the Bank.

7. If at any time the Bank calls the loan prior to the end of the approved payment schedule, and causes the City's Guaranty to be called upon, the Developer shall provide the City with a current financial statement of the real estate holding company, the personal financial statement of the Developer, and any other relevant financial documents that would be necessary to accurately convey Developer's financial situation that has caused the loan to be called. The City may pursue any and all means legally available to them in recovering any Guaranty payment made to the Bank from the Developer, including but not limited to special assessments on the subject Property.

8. As long as there is an outstanding balance on the loan and the City's guarantee is active, the City must approve any proposed sale of the property. Any arm's length sale of the property at a fair market value that is determined to be consistent with the City's adopted plans and ordinances will not be unreasonably denied.

9. The City will retain a right of first refusal on the Property for a period of five years after the obligations of the Developer and City on the Property have been met.

RECOMMENDATION

Staff recommends that the City formally acknowledge the continuance of the guaranty, that RDA recommend its approval to the City Council, and direct staff to continue to pursue an updated memorandum of understanding with the Developer for adoption by July 1, 2021.

FISCAL IMPACT

ATTACHMENTS

1. 05132021 HCW Update Memo to Council
2. 20115 HCW Bank of Luxemburg Continuing Guaranty (Executed)
3. 2005 HCW APAC Project Development Agreement
4. MOU APAC Bld for $2.5M City Guarantee

City of Green Bay
Department of Community and Economic Development

To: Mayor Eric Genrich
City Council

From: Neil Stechschulte, Community and Economic Development Director

CC: Vanessa Chavez, City Attorney
Diana Ellenbecker, Finance Director
Cheryl Renier-Wigg, Deputy Director

Date: May 13, 2021

RE: Status of HCW Guaranty with Bank of Luxemburg

The RDA met on Tuesday, May 11, 2021 and discussed the status of the request to acknowledge the City's guaranty on private financing of HCW for their project at 301 N. Adams St. HCW is currently working with the Bank of Luxemburg to refinance the project. The bank is continuing to require the City's guarantee to refinance the project.

Staff is in receipt of an updated guaranty document from the Bank of Luxemburg and is currently reviewing it. Legal counsel has advised staff that the City obligations under the existing guaranty have not changed, but because the general terms of the private financing for the developer are being changed, formal approval by the Council is recommended. As such, Staff intends to bring the updated guaranty agreement to the RDA and Council for formal approval at the next available meetings.

The RDA recommended that an updated Memorandum of Understanding (MOU) be entered into with HCW to reflect the status of the project. Staff is currently working with Mr. Belschner on updating language that will be brought back to the RDA and the City Council for formal approval. The intent is to have the updated MOU completed before July 1st, 2021.

100 North Jefferson Street, Room 608, Green Bay, Wisconsin 54301-5026
(p) 920.448.3400 (f) 920.448.3426 greenbaywi.gov

CONTINUING GUARANTY (LIMITED)

THIS CONTINUING GUARANTY (LIMITED) (the "Guaranty"), dated as of December 15, 2015, is given by the City of Green Bay, Wisconsin (the "Guarantor") to BANK OF LUXEMBURG (the "Lender").

RECITALS

The Guarantor acknowledges the following:

A. HCW LLC, a Wisconsin limited liability company (the "Borrower"), has requested that the Lender extend certain credit facilities to Borrower in the aggregate principal amount of up to $4,400,000.00 (the "Loan") for purposes of refinancing the existing indebtedness owed by Borrower to (a) the Guarantor and (b) Fox Communities Credit Union.

B. The Loan will be evidenced by that certain Loan Agreement of even date herewith by and between Borrower, ("Business Loan Agreement"), and that certain Commercial Promissory Note of even date herewith in the original principal amount of $4,400,000.00 made by Borrower in favor of Lender ("Note"), and will be secured by a Mortgage and Commercial Security Agreement on certain real estate owned by Borrower (the "Mortgage") and an Assignment of Leases and Rents (the "Assignment") with respect to the aforementioned real estate. The Business Loan Agreement, the Note, the Mortgage, and all other documents or instruments executed by the Borrower in connection with the Loan, all as amended, modified and supplemented from time to time, are referred to as the "Loan Documents".

C. The Lender is unwilling to make the Loan unless it receives this Guaranty from the Guarantor.

D. Guarantor shall benefit from Lender extending the Loan to Borrower and, therefore, is willing to execute this Guaranty.

AGREEMENTS

In consideration of the Recitals, and in order to induce the Lender to make the Loan, the Guarantor, intending to be legally bound, agrees as follows:

1. Guaranty. The Guarantor, subject to the limitations set forth in Section 2 below, absolutely, irrevocably and unconditionally guarantees payment of and performance of, and promises to pay or cause to be paid to the Lender when due whether at the maturity date, or by acceleration or otherwise or, to the extent not prohibited by law, at the time the Borrower becomes the subject of bankruptcy or other insolvency proceedings, the following (the "Obligations"): (a) the repayment by the Borrower of the Loan as evidenced by the Note and any extensions, renewals, refinancings or modifications of, or substitutes or replacements for, the Loan or the Note; (b) the amount of any payments made to the Lender or another by or on behalf of the Borrower which are recovered from the Lender by a trustee, receiver, creditor or other party pursuant to applicable federal or state law with respect to the Note; (c) the performance by Borrower of all of its obligations under the Loan Documents with respect to the Note; and (d) all costs, expenses and fees (including reasonable attorneys' fees) paid or incurred by the Lender in enforcing any of the terms,

covenants or provisions of this Guaranty or realizing upon this Guaranty or any collateral securing the Obligations ("Costs of Collection"). This is a guaranty of payment and not of collection.

2. Limitations. The amount of liability under this Guaranty is limited to $2,500,000.00, plus Costs of Collection to the extent not prohibited by law, and the foregoing amount of limited liability under this Guaranty shall not be reduced based on a reduction in the amount of Obligations outstanding from time to time unless the amount of outstanding Obligations is less than the amount of limited liability.

3. Duration of Guaranty. This Guaranty will take effect when received by Lender without the necessity of any acceptance by Lender, or any notice to Guarantor or to Borrower, and will continue in full force until all the Obligations shall have been fully and finally paid and satisfied and all of Guarantor's other obligations under this Guaranty shall have been performed in full. Release of any other guarantor or termination of any other guaranty of the Obligations shall not affect the liability of Guarantor under this Guaranty. (Shouldn't the City be covered in some way that we don't allow them to release the primary borrowers?)

4. Application of Monies. All monies available to the Lender for application in payment or reduction of the Obligations, including partial payments, may be applied by the Lender to the Obligations in such manner and in such amounts and at such time or times and in such order and priority as the Lender may elect.

5. Guarantor Not Released. The Lender may, without notice to or the consent of the Guarantor at any time and from time to time, without affecting the liability of the Guarantor hereunder (a) amend or consent to any amendment to any provision of any Loan Document, including without limitation, any change in the interest rate therein or any change in the time or manner of any payment required thereunder; (b) make or consent to any agreement for the extension, renewal, payment, compounding, compromise, discharge or release of any Obligations or any provision of any Loan Document, or for any modification of the terms thereof; (c) release or discharge the Borrower by acceptance of a deed in lieu of foreclosure or otherwise, as to all or any portion of the Obligations to the Lender; (d) release, substitute or add any one or more guarantors; (e) accept additional security or collateral for the Obligations; (f) settle or compromise the amount due or owing or claimed to be due or owing; (g) surrender, release or impair any collateral given as security for the Obligations; (h) fail to perfect its security interest in or realize upon any collateral given as security for the Obligations; and (i) fail to realize upon any of the Obligations or to proceed against the Borrower or any other guarantor. Credit may be granted or continued from time to time by the Lender to the Borrower without notice to or the consent of the Guarantor, regardless of any such Borrower's financial or other condition at the time of any such grant or continuation.

6. Default and Remedies. Failure by the Guarantor to perform any of the Obligations within thirty (30) days after written demand by the Lender shall constitute an Event of Default under this Guaranty and shall entitle the Lender to bring and prosecute a separate action or actions against the Guarantor whether or not the Borrower or any other guarantor is joined therein or a separate action or actions are brought against the Borrower or any other guarantor. The Lender may maintain successive actions for other Events of Default. Its rights hereunder shall not be exhausted by its exercise of any of its rights or remedies or by any such action or by any number of successive actions until all of the Obligations to the Lender have been paid or performed in full.

The Guarantor's liability hereunder is independent of the obligations of the Borrower and any other guaranties at any time in effect with respect to the Obligations and may be enforced regardless of the existence, validity, enforcement or nonenforcement of any such other guaranties. Guarantor is jointly and severally liable with Borrower for the full and timely performance of all of the Obligations. This Guaranty may be enforced without the necessity at any time of resorting to or exhausting any other security or collateral held by or available to the Lender and without the necessity at any time of bringing action against the Borrower or having recourse to any of the property covered by any Mortgage or any other Loan Document through foreclosure proceedings or otherwise. Nothing herein contained shall at any time prevent the Lender from foreclosing any Mortgage, or from exercising any other rights available to it, and the exercise of any of the aforesaid rights shall not constitute a legal or equitable discharge of the Guarantor, it being the purpose and intent of the Guarantor that its obligations hereunder shall be absolute and unconditional under any and all circumstances.

7. No Reliances. The Guarantor is fully aware of the financial condition of the Borrower and is executing and delivering this Guaranty based solely upon the Guarantor's own independent investigation of all matters pertinent hereto and is not relying in any manner upon any representation or statement of the Lender as to the collectability or enforceability of any of the Obligations or the financial condition of the Borrower. The Guarantor represents and warrants that it is in a position to obtain, and hereby assumes full responsibility for obtaining, any additional information concerning the Borrower's financial condition and any other matter pertinent hereto as the Guarantor may desire, and the Guarantor is not relying upon or expecting the Lender to furnish to the Guarantor any information now or hereafter in the Lender's possession concerning the same or any other matter. The Guarantor shall have no right to require the Lender to obtain or disclose any information with respect to the Obligations, the financial condition or character of the Borrower or the Borrower's ability to pay or perform the Obligations, the existence of any collateral or security for the Obligations, the existence or nonexistence of any other guaranties of all or any part of the Obligations, any action or inaction on the part of the Lender, the Borrower or any other person, or any other matter, fact or occurrence whatsoever. The Guarantor hereby agrees that the Lender may, with Guarantor's prior written approval in each instance, which shall not be unreasonably withheld, disclose any financial information or other data on the Guarantor that is in the Lender's possession to any participant in the Loan, any purchaser of the Loan or any successor or assignee of the Lender, provided, however, Guarantor's consent shall not be required with respect to any compliance or other regulatory review of Lender or its loan files or other books and records.

8. Representations and Warranties. The Guarantor makes the following representations and warranties which shall be deemed to be continuing representations and warranties until the Obligations have been paid or performed in full:

8.1 The Guarantor has the requisite power, authority, capacity and legal right to execute, deliver and perform this Guaranty.

8.2 This Guaranty, when executed and delivered, will constitute the legal, valid and binding obligation of the Guarantor enforceable against the Guarantor in accordance with its terms, even though any Obligation is invalid and unenforceable against the Borrower.

8.3 Neither the execution nor delivery of this Guaranty nor the consummation of the transactions contemplated hereby will, with or without notice and/or lapse of time:

8.3.1 constitute a breach of any of the terms and provisions of, or constitute a default under, any note, contract, document, instrument, agreement or undertaking, whether written or oral, to which the Guarantor is a party or to which the Guarantor's property is subject;

8.3.2 accelerate or constitute an event entitling the holder of any indebtedness of the Guarantor to accelerate the maturity of any such indebtedness;

8.3.3 conflict with or result in a breach of any writ, order, injunction or decree against the Guarantor or any court or governmental agency or instrumentality, whether national, state, local or other; or

8.3.4 conflict with or be prohibited by any federal, state, local or other governmental law, statute, rule or regulation in effect on the date of this Guaranty.

9. Waivers. The Guarantor waives, to the full extent permitted by law:

9.1 any defense that may arise by reason of:

9.1.1 the incapacity, lack of authority, liquidation, dissolution, termination, death or disability of the Borrower, the Guarantor or any other guarantor;

9.1.2 the failure of the Lender to file or enforce a claim against the estate (either in administration, bankruptcy or any other proceeding) of the Borrower, the Guarantor or any other guarantor;

9.1.3 the unenforceability, in whole or in part, of any or all of the Loan Documents; or

9.1.4 any action or inaction by the Lender or the Borrower, or any other event which should occur, after a bankruptcy proceeding is commenced by or against the Borrower;

9.2 presentment, demand for payment, notice, protest, diligence of collection, nonpayment or nonperformance of any Obligations, notice of discharge, notice of acceptance of this Guaranty and indulgences and notices of any other kind whatsoever;

9.3 any defense based upon an election of remedies by the Lender which destroys or otherwise impairs the subrogation rights of the Guarantor or the right of the Guarantor to proceed against the Borrower or any other guarantor for reimbursement, or both;

9.4 any defense based upon any failure to perfect any security interest in, or the taking of or failure to take any other action with respect to any collateral given to secure the Obligations;

9.5 any rights or defenses based upon an offset by the Guarantor against any obligation now or hereafter owed to the Guarantor by the Borrower;

9.6 any defense based upon any statute of limitations; or

9.7 any other defenses which the Borrower might have against the Lender.

It is the intention hereof that the Guarantor shall remain liable to the extent set forth herein until all of the Obligations have been paid or performed in full, notwithstanding any act, omission or thing which might otherwise operate as a legal or equitable discharge of the Guarantor.

10. Subordination of Borrower's Debts To Guarantor. Guarantor agrees that the Loan, and any other indebtedness owed by Borrower to Lender hereafter created and the Lender's rights under the Loan Documents, shall be superior to any claim that Guarantor may now have or hereafter acquire against Borrower, if Borrower becomes insolvent. Guarantor hereby expressly subordinates any claim Guarantor may have against Borrower, upon any account whatsoever, to any claim that Lender may now or hereafter have against Borrower. In the event of insolvency and consequent liquidation of the assets of Borrower, through bankruptcy, by an assignment for the benefit of creditors, by voluntary liquidation, or otherwise, the assets of Borrower applicable to the payment of the claims of both Lender and Guarantor shall be paid to Lender and shall be first applied by Lender to the Loan, and any other indebtedness owed by Borrower to Lender hereafter created. Guarantor does hereby assign to Lender all claims which it may have or acquire against Borrower or against any assignee or trustee in bankruptcy of Borrower; provided however, that such assignment shall be effective only for the purpose of assuring to Lender full payment in legal tender of the Loan. If Lender so requests, any notes or credit agreements now or hereafter evidencing any debts or obligations of Borrower to Guarantor shall be marked with a legend that the same are subject to this Guaranty and shall be delivered to Lender.

11. Notices. Any notice or demand given or made under this Guaranty shall be in writing and shall be considered as properly given if mailed by first-class United States mail, postage prepaid, registered or certified with return receipt requested, or delivered to the intended addressee in person or delivered to an overnight courier service. Notice or demand that is mailed or given to the overnight courier service shall be effective upon its deposit in the United States mails or when given to the overnight courier service. Notice or demand given or made in any other manner shall be effective only if and when received by the addressee. For purposes of notice and demand, the addresses of the parties shall be:

Lender: Bank of Luxemburg
Attn: Garrett R. Jesko, Assistant Vice President
630 Main Street
Luxemburg, WI 54217

Guarantor: City of Green Bay, Wisconsin
Attn: City Attorney
100N. Jefferson Street
Green Bay, WI 54301

Any party shall have the right to change its address for notice or demand to any other location within the continental United States by giving 30 days' notice to the other party in the manner set forth herein for giving notices.

12. Applicable Law, Severability. This Guaranty shall be governed by and construed in accordance with the laws of the State of Wisconsin. The invalidity or unenforceability of any provision of this Guaranty shall not affect the validity or enforceability of any other provision.

13. No Waiver. No delay on the part of the Lender in exercising any rights hereunder or failure to exercise the same shall operate as a waiver of such rights. No notice to or demand on the Guarantor shall be deemed to be a waiver of the obligations of the Guarantor or of the right of the Lender to take further action without notice or demand as provided herein. No modification or waiver of the provisions of this Guaranty shall be effective unless in writing executed by the Lender nor shall any such waiver be applicable except in the specific instance for which given.

14. Entire Agreement. This Guaranty constitutes the entire agreement of the Guarantor and the Lender pertaining to the subject matter hereof and supersedes all prior or contemporaneous agreements and understandings of the Guarantor and the Lender in connection herewith. This Guaranty may be amended only by a written amendment signed by the Guarantor and the Lender.

15. Successors and Assigns. This Guaranty shall be binding upon and shall inure to the benefit of the respective successors and assigns of the Guarantor and the Lender except that the Guarantor's rights and obligations may not be assigned without the prior written consent of the Lender, which consent may be withheld in Lender's sole discretion. Lender may pledge or assign this Guaranty or any of its rights and powers hereunder without notice. As used herein, the words "successors and assigns" shall also be deemed to mean the heirs, executors, representatives and administrators of any natural person who is a guarantor.

16. Waiver of Jury Trial. THE GUARANTOR, AND THE LENDER BY ACCEPTING DELIVERY OF THIS GUARANTY, EACH HEREBY KNOWINGLY, VOLUNTARILY AND INTENTIONALLY WAIVES ANY RIGHT IT MAY HAVE TO A TRIAL BY JURY IN RESPECT OF ANY LITIGATION BASED HEREON, OR ARISING OUT OF, UNDER OR IN CONNECTION WITH THIS GUARANTY OR ANY COURSE OF CONDUCT, COURSE OF DEALING, STATEMENT (WHETHER VERBAL OR WRITTEN) OR ACTION OF THE GUARANTOR OR THE LENDER. THIS PROVISION IS A MATERIAL INDUCEMENT FOR THE LENDER'S EXTENSION OF CREDIT TO THE BORROWER.

17. Consent to Jurisdiction. The Guarantor, and the Lender by accepting delivery of this Guaranty, each agrees to submit to personal jurisdiction in the State of Wisconsin in any action or proceeding arising out of this Guaranty and, in furtherance of such agreement, the Guarantor agrees and consents that without limiting other methods of obtaining jurisdiction, personal jurisdiction over the Guarantor in any such action or proceeding may be obtained within or without the jurisdiction of any court located in Wisconsin and that any process or notice of motion or other application to any such court in connection with any such action or proceeding may be served upon the Guarantor by registered mail to or by personal service at the last known address

of the Guarantor, whether such address be within or without the jurisdiction of any such court. The Guarantor, and the Lender by accepting delivery of this Guaranty, each consents that venue for any legal proceeding related to enforcement of this Guaranty shall be proper in the Circuit Court of Brown County, Wisconsin.

18. Headings. Headings of the sections of this Guaranty are inserted for convenience only and shall not be deemed to constitute a part hereof. Whenever the context requires or permits, the singular shall include the plural, the plural shall include the singular, and the masculine, feminine and neuter general shall be freely interchangeable.

19. Multiple Counterparts. This Guaranty may be executed in multiple counterparts, all of which shall constitute one and the same instrument and each of which shall be deemed to be an original. Signatures of the parties transmitted by facsimile transmission or electronic pdf. format (via email) shall be deemed to be original signatures for all purposes.

IN WITNESS WHEREOF, the Guarantor has executed and delivered this Guaranty as of December 16, 2015.

GUARANTOR:
CITY OF GREEN BAY, WISCONSIN

By: _____
Name: James Schmitt
Title: Mayor

State of Wisconsin)
: SS
Brown County)

This instrument was acknowledged before me on Dec. 16, 2015 by Kris A. Teske, the Clerk of the City of Green Bay, Wisconsin.

[Seal]

By: Kris A. Teske
Name: Kris A. Teske
Notary Public, State of Wisconsin
My commission expires: May 25, 2018

DEVELOPMENT AGREEMENT
HCW, LLC – APAC Project

THIS AGREEMENT (this "Agreement") made as of the 20th day of December, 2005, by and between the City of Green Bay (hereinafter called the "CITY"), and HCW, LLC, a Wisconsin limited liability company (hereinafter called the "DEVELOPER").

WITNESSETH:

WHEREAS, the DEVELOPER has an accepted Commercial Offer to Purchase, dated on or about November 9, 2005, to purchase a certain part of the Baylake City Center building located on the real property at 301 North Adams Street, Green Bay, Wisconsin, known as Units 210, 220, 230, 240, 250 and 260 of the Baylake City Center Condominium, which constitutes the entire second floor of the Baylake City Center Building and legally described in Exhibit "A" attached hereto (hereinafter called "Project Site"), and

WHEREAS, the DEVELOPER is purchasing the Project Site for the purpose of relocating APAC Customer Services, Inc. (hereinafter "APAC"), an employer of more than 700 employees, to such Project Site: and

WHEREAS, the DEVELOPER has requested assistance to pay various costs related to the relocation of APAC to the Project Site, including, without limitation, acquisition costs and costs for improvements to the Project Site (hereinafter the "Project").

NOW, THEREFORE, in consideration of the promises and obligations herein set forth, it is mutually agreed between the parties as follows:

I. PROPOSED PROJECT SCOPE & CONSTRUCTION. The DEVELOPER proposes to acquire the Project Site and construct certain improvements to the Project Site at the request of APAC, including, without limitation, office type use improvements such as HVAC, electrical, telecommunications, flooring, ceilings, plumbing, interior wall construction and a sprinkler system, within approximately 70,000 gross square feet at the Project Site.

A. The DEVELOPER will commence construction of the Project within 60 days after taking title to the Project Site and receiving all municipal approvals for the Project from the CITY and/or other governmental entities, and satisfaction of all conditions in Section III A herein (the "Commencement Date").

B. The DEVELOPER will complete the Project (which shall be deemed achieved by the delivery of a certificate of occupancy or occupancy permit for any portion of the building constructed on the Project Site) within 6 months following Commencement Date, in accordance with site and building plans as approved by the CITY.

C. The Project is not for speculation, but is for the sole purpose of relocating APAC to the Project Site.

D. The CITY will cooperate and act promptly with respect to any and all permits necessary for completion of the Project. All parties agree to use their best efforts in good faith to obtain performance of the conditions of this Agreement.

E. In the event the DEVELOPER fails to commence construction of the improvements by the Commencement Date or APAC fails to relocate to the Project Site within 9 months following the Commencement Date, the CITY may call in loans and financial assistance and request payment in full within 1 year of written notice by the CITY to call such loans or financial assistance, unless DEVELOPER obtains a written commitment for the lease or sale of part or all of the Project Site to a person or entity mutually agreeable to DEVELOPER and the CITY within such 1 year period. The parties agree that the CITY's right to call in the loans and financial assistance pursuant to this Section I(E) shall terminate upon DEVELOPER's commencement of construction of the improvements and APAC's relocation to the Project Site within the time periods set forth above.

F. The DEVELOPER shall complete the acquisition of the Project Site by December 31, 2005. The CITY shall use the acquisition price of $2,900,000.00 as the tax assessed value of the Project Site for January 1, 2006.

II. PARKING. The DEVELOPER will require a minimum 450 parking spaces of which such terms and conditions are described in and agreed to in Parking Agreement, attached hereto as Exhibit "B," which is incorporated herein by reference. Any amendments to the Parking Agreement shall not require any amendment to this Agreement.

III. FINANCING – TIF

A. The DEVELOPER will obtain and provide proof of a commitment of a total financing package covering certain costs related to the Project. It is hereby acknowledged that as of the date of this Agreement said financing has been obtained by the DEVELOPER from Fox Communities Credit Union.

B. The CITY will make available Tax Increment Financing (hereinafter "TIF") funding in the amount of $800,000. The TIF proceeds shall be made available to the DEVELOPER by April 1, 2006. The debt shall be amortized over 13 years commencing upon execution of this Agreement.

C. The DEVELOPER guarantees Tax Revenue depicted in Column G of the Cash Flow Proforma Analysis attached hereto as Exhibit "C". Said Tax Revenue is generated by the increased tax increment value within TIF No. 5 resulting from completion of the Project. The Cash Flow Proforma Analysis was relied upon by the parties in negotiating the terms of this Agreement and reflects an anticipated acquisition of the Project Site on or before December 31, 2005 in the amount of $2,900,000.00 and completion of the Project prior to December 31, 2006 such that tax increment can be realized on January 1, 2006 and January 1, 2007. The DEVELOPER guarantees a tax assessed value for January 1, 2007 in an amount of at least $5,250,000.00 and shall guarantee such value for a period of 11 additional years (i.e. January 1, 2008 to January 1, 2018) in order to assure that the TIF generated taxes from the Project will be sufficient to service the CITY's TIF debt obligation for the $800,000.00 TIF funding made available to the DEVELOPER for the Project.

D. The DEVELOPER will apply the $800,000.00 TIF contribution to the following work items: Project Site acquisition, certain improvements to the Project Site, bond issuance costs, capitalized interest and any other eligible TIF cost permitted under state law.

E. The CITY shall make available an additional loan in the amount of $3,500,000.00 to the DEVELOPER. The proceeds related to such loan shall be made available to DEVELOPER on or before December 23, 2006. The loan will be amortized over twenty years commencing upon sale of the bonds. DEVELOPER shall make interest only payments for years one through five of the amortization period and principal and interest payments in years six through ten, with a balloon payment due at the end of year ten of the amortization period. All payments shall be due semi-annually. The cost of issuance and the interest rate on the loan for the DEVELOPER shall be the same as that received by the CITY. All lending costs/costs of issuance shall be added to the principal.

F. Individual members of the DEVELOPER will provide personal guarantees to the CITY/RDA for the declining principal balance of the CITY/RDA's $800,000.00 TIF funding and the $3.5 Million loan made available to the DEVELOPER for the Project. The CITY/RDA shall have no right to recall payment of the full amount of the declining principal balance of the $800,000 TIF funding or the $3,500,000 loan except as otherwise provided in Section I(E) and Section IV (A) herein. Each tax year's guarantee is limited to an amount equal to the difference between the guaranteed Tax Revenue as depicted in Column G of Exhibit C and the actual tax bill for the Project Site for any given year (hereinafter "the Tax Shortfall"). In the event of a Tax Shortfall, the CITY shall invoice the DEVELOPER in the amount of that year's Tax Shortfall with payment due by March 1st immediately following the tax bill in which the Tax Shortfall was realized. Should the DEVELOPER fail to pay the invoice, the Tax Shortfall plus interest accrued at the then current rate for a 20 year borrowing at the State Trust Fund shall be applied as a special charge for the following tax year.

G. The DEVELOPER shall execute a Mortgage as depicted in the attached Exhibit "D" as security for the $3,500,000.00 loan. Said Mortgage shall be a second mortgage to the Mortgage to be granted by DEVELOPER to DEVELOPER's primary lender for the Project, known at this time to be the Fox Communities Credit Union.

H. The DEVELOPER estimates that total Project cost will be no less than $4,300,000.00, the total amount of CITY financial assistance provided. For all CITY financial assistance provided through this Agreement, the DEVELOPER shall submit to the CITY proof of Project expenditures in an amount equal or greater to the total financial assistance provided. Such documentation shall be submitted to the City within 30 days of the expenditure of the funds. In the event that the Project expenditures do not exceed $4,300,000.00, any remaining funds shall be returned to the CITY and applied against the $800,000.00 TIF funding.

IV. DEVELOPERS' TRANSFER RESTRICTIONS & OBLIGATIONS

A. Sale of all or part of the Project Site will be permitted if the pro rata share of the then outstanding TIF obligations related to that part of the Project Site being sold are adequately guaranteed and secured by the remaining portion of the Project Site, subject to the approval and discretion of the RDA, which approval shall not be unreasonably withheld, or are assumed by the new buyer upon transfer subject to the approval and discretion of the RDA, which approval shall not be unreasonably withheld. No assignment of rights and obligations under this Development Agreement may occur without consent of the RDA, which consent shall not be unreasonably withheld. In the

event a transfer of all or part of the Project Site occurs without CITY/RDA consent, the CITY/RDA may recall payment of the pro rata share of the then outstanding principal balance of the TIF Funding related to that part of the Project Site sold. Upon full payment of such principal balance, the personal guarantees will be released or the amount secured by the personal guarantees will be reduced, as the case may be.

B. Additions or changes to the ownership of the DEVELOPER or its assigns for purposes of effectuating this Agreement, and the adjustment or elimination of members' interests pursuant to an Operating Agreement are permitted only with prior written consent of the RDA, which consent shall not be unreasonably withheld or delayed. In the event of a change in membership of DEVELOPER, whereby a current member departs from DEVELOPER, RDA shall release the personal guarantee of the departing member if there is reasonable financial documentation provided to the RDA that the substituting member has equivalent or greater financial means as the departing member to support a personal guarantee.

C. All requests requiring the CITY/RDA consent shall be submitted at least 30 days in advance of the date of the proposed action.

D. The DEVELOPER shall be prohibited from selling or leasing the Project Site to a nonprofit organization during the term of this Agreement.

E. Prior to the commencement of construction of any portion of the Project, the DEVELOPER shall furnish to the CITY/RDA evidence of the construction contract with respect to the development to be commenced.

F. The DEVELOPER agrees, as a covenant running with the Project Site (and any subsequent lease or deed from DEVELOPER shall so provide), not to discriminate on the basis of race, color, religion, sex, or national origin in the sale, lease or rental or in the use or occupancy of the Project Site or any improvements located thereon, in violation of any applicable law or regulation; provided, however, that a violation of said covenant will not result (and any subsequent lease or deed shall so provide) in a reversion or forfeiture of title, but will entitle the RDA/CITY to such injunctive relief or other remedies as may be available at law.

G. Prior to commencing the Project, the DEVELOPER shall obtain or cause to have obtained and keep in full force and effect during construction of the improvements to the Project Site, an all-risk builder's risk insurance policy for the Project Site on which construction is occurring with coverage equal to the total amount of the DEVELOPER's construction contract or contracts for all improvements being constructed. Such builder's risk insurance policy shall name the RDA/CITY as an additional insured, subordinate in its rights to such proceeds to the DEVELOPER's mortgagee. However, in such a case, DEVELOPER is not relieved of its obligation to perform under this Agreement, nor does it release DEVELOPER's TIF guarantees. The DEVELOPER shall also obtain or cause to have obtained and keep in full force and effect during construction of the improvements, for the benefit of the RDA/CITY, an owner's comprehensive protective liability insurance policy with personal injury coverage of at least $2,000,000.00, and property damage coverage of at least $1,000,000.00. Such policies of insurance shall be written by insurance companies authorized to do business in the state. Prior to commencement of construction, the DEVELOPER shall file with the CITY Insurance

Department a certificate of insurance setting forth that all coverage herein is in full force and effect and providing the RDA/CITY will be given ten (10) days written notice prior to termination or cancellation of such coverage.

V. OTHER RIGHTS & REMEDIES

A. The time for performance of any term, covenant, condition, or agreement of this Agreement shall be extended by any period of unavoidable delays. In this Agreement, "unavoidable delays" means any delays beyond the reasonable control of the party obligated to perform the applicable term, covenant, condition, or agreement under this Agreement and shall include, without limiting the generality of the foregoing, delays attributable to (i) adverse environmental conditions (such as contaminated soil or groundwater), (ii) adverse weather conditions, (iii) acts of God, (iv) acts of any other party in this Agreement, (v) strikes, (vi) labor disputes, (vii) governmental restrictions, (viii) court injunctions, (ix) riot, (x) civil commotion, (xi) acts of public enemy and (xii) casualty.

B. Except as otherwise provided in this Agreement, in the event of any default in or breach of this Agreement, such defaulting party shall, upon written notice from any other party, proceed promptly to ensure or remedy such default or breach, and, in any event, within sixty (60) days after receipt of such notice unless such default or breach cannot, with reasonable diligence, be cured within such period in which case said defaulting party shall commence such cure within such period and diligently proceed to cure such default. In case such action is not taken or not diligently pursued, or the default or breach shall not be cured or remedied within a reasonable time, the aggrieved party may institute such proceedings to compel specific performance by the defaulting party.

C. Completion of the Project in accordance with the terms and conditions of this Agreement is the essential and unique consideration for the obligations of the DEVELOPER and the RDA/CITY; accordingly, the RDA/CITY and the DEVELOPER shall, in the event of legal proceedings, seek remedies to compel the specific performance of the defaulting party as the only adequate remedy and shall not seek damages in lieu of specific performance unless specific performance is legally unavailable, in which event the RDA and the DEVELOPER may seek damages as authorized.

D. The RDA/CITY and the DEVELOPER shall have the right to institute such actions or proceedings as they may deem desirable for effectuating the purpose of this Agreement; provided that any delay in instituting or prosecuting any such actions or proceedings or otherwise asserting such rights, shall not operate as a waiver of such rights to, or deprive it of or limit such rights in any way (it being the intent of this provision that a party should not be constrained, so as to avoid the risk of being deprived of or limited in the exercise of any remedy because of concepts of waiver, laches, or otherwise, to exercise such remedy at a time when it may still hope otherwise to resolve the problems involved); nor shall any waiver in fact made with respect to any specific default, be considered or treated as a waiver of any rights with respect to other defaults or with respect to the particular default except to the extent specifically waived in writing.

E. Except as expressly provided otherwise in this Agreement, the rights and remedies of the parties to this Agreement, whether provided by law or by this Agreement, shall be cumulative, and the exercise by any party of any one or more such remedies shall not

preclude the exercise of it, at the same or different times, of any other such remedies for any other default or breach by any other party. No waiver made by any such party with respect to the performance or manner of time thereof, of any obligation of any other party or any condition of its own obligation under this Agreement shall be considered a waiver of any rights of the party making waiver with respect to the particular obligation beyond those expressly waived in writing and to the extent thereof, or a waiver in any respect in regard to any other rights of the party making the waiver of any other obligations.

F. No official or employee of the RDA/CITY shall have any personal interest in this Agreement, nor shall any such person voluntarily acquire any ownership interest, direct or indirect, in the legal entities that are parties to this Agreement. No official, or employee of the RDA/CITY shall be personally liable to the DEVELOPER or any successor in interest, in the event of any default or breach by the RDA/CITY, or for any amount, which becomes due to the DEVELOPER or its successors under this Agreement.

G. **Applicable law, Severability and Entire Agreement.** This Agreement shall be governed by and construed in accordance with the laws of the State of Wisconsin governing agreements made and fully performed in Wisconsin. If any provision of this Agreement, or the application thereof to any persons or circumstances shall, to any extent, be invalid or unenforceable, then (unless in the judgment of the party or parties thereby adversely affected such provision was a material part of the consideration for their entering into this Agreement, that without it they would not have entered into this Agreement) the remainder of this Agreement or the application of such provision, or portion thereof, and each provision of this Agreement shall be valid and enforceable to the fullest extent permitted by law. This Agreement sets forth the entire understanding between the RDA/CITY and the DEVELOPER with respect to its subject matter, there being no terms, conditions, warranties, or representatives with respect to its subject matter other than that contained herein. This Agreement shall be binding upon and shall inure to the benefit of the parties hereto, their respective successors and assigns.

H. **Amendments to Agreement.** This Agreement may not be changed orally, but only by agreement in writing and signed by the parties hereto.

I. **Third Parties.** Except as expressly provided otherwise in this Agreement, the provisions of this Agreement are for the exclusive benefit of the parties hereto and not for the benefit of any other persons, as third party beneficiaries or otherwise, and this Agreement shall not be deemed to have conferred any rights, expressed or implied, upon any other person.

J. **No Partnership Created.** This Agreement specifically does not create any partnership or joint venture between the parties hereto, or render any party liable for any of the debts or obligations of any other party.

K. **Formalities and Authority.** The parties hereto represent and warrant that they are validly existing and lawful entities with the power and authorization to execute and perform this Agreement. The headings set forth in this Agreement are for convenience

and reference only, and in no way define or limit the scope of content of this Agreement or in any way affect its provisions.

L. **Notices and Demands.** A notice, demand, or other communications under this Agreement shall be sufficiently given or delivered if it is deposited in the United States mail, registered or certified mail, postage prepaid, return receipt requested, or delivered personally:

To DEVELOPER:	HCW, LLC Attn: Paul Belschner 3148 Mid Valley Drive De Pere, Wisconsin 54115 Fax: (920) 532-3831
With a copy to:	Hager, Dewick & Zuengler, S.C. Attn: Attorney David P. Dewick 200 South Washington Street, Suite 401 Green Bay, WI 54301
To CITY:	City of Green Bay Attention: City Clerk 100 N. Jefferson Street Green Bay, WI 54301

or to such other address, within the United States, with respect to a party as that party may from time to time designate in writing and forward to the other as provided in this Section. A copy of any notice, demand, or other communication under this Agreement given by a party under this Agreement to any other party under this Section shall be given to each other party to this Agreement.

Notwithstanding anything to the contrary provided for herein, in the event that the RDA or the CITY sends a default notice to DEVELOPER, it shall also send a copy of such default notice to the following mortgagee:

Fox Communities Credit Union
Attn:Ms. Heather Vander Heyden
3401 East Calumet St.
Appleton, WI 54915

M. **Non-merger and Survival..** Any provision in this Agreement which has not been fully performed prior to transfer of possession of the Project Site shall not be deemed to have terminated, but shall, unless expressly waived in writing, survive such transfer of possession of the Project Site and be in force and effect until performed.

IN WITNESS WHEREOF, the parties hereto have caused this Agreement to be executed the date first above written.

CITY:
City of Green Bay

_____
James J. Schmitt, Mayor

_____
Doug Daul, Clerk

DEVELOPER:
HCW, LLC, a Wisconsin limited liability company

By:_____
Scott R. Smet, Authorized Member

EXHIBIT A

Legal Description of Project Site

:

Units 210, 220, 230, 240, 250 and 260, Baylake City Center Condominium, a Condominium according to the Declaration of Condominium recorded as Document No. 2173811, and amendments thereto, together with said Units' appurtenant undivided interest in and to the common elements and limited common elements, if any, thereto, in the City of Green Bay, East side of Fox River, Brown County, Wisconsin.

Exhibit B

PARKING AGREEMENT

THIS AGREEMENT is made by and between the CITY OF GREEN BAY, WISCONSIN, a municipal corporation ("City"), and HCW, LLC, a limited liability company ("HCW") for the benefit of its tenant(s) located at Units 210-260 of Baylake City Center Condominium (the "Property"), including APAC Customer Services, Inc., an Illinois Corporation ("APAC"). This Agreement is made in furtherance of a Development Agreement entered into by the City and HCW dated _____, 2005. Capitalized terms used herein without definition have the meanings assigned to them in the Development Agreement.

ARTICLE I
CHERRY STREET RAMP

1.1. Lease of Parking Stalls within Cherry Street Ramp and Pine Street Ramp. The City hereby agrees to lease to HCW four hundred and fifty (450) parking stalls within the parking facility known as the Cherry Street Parking Ramp located at 202 Cherry Street, Green Bay, Wisconsin. HCW or its tenant, APAC, may allocate any number of these total stalls to the Pine Street Parking Ramp located at 333 Pine Street, Green Bay, Wisconsin at any time during the term of this Agreement upon thirty (30) day notice to the City at the same rate as defined herein for parking within the Cherry Street Ramp. Any and all parking stalls to be leased hereunder by HCW shall be accessible 24 hours a day 7 days a week. Said stalls will not be reserved and are subject to use by the general public at all times, but the City shall make all reasonable efforts to assure availability of said stalls between 7:00 AM and 5:00 PM, Monday through Friday.

1.2. Options for Additional Parking Stalls. At any time during the term of this Agreement, HCW shall have a continuous option to lease additional stalls in the Pine Street Ramp at $25 per stall plus the yearly increase incurred since the inception of this Agreement until this Option is exercised. HCW may lease such stalls on an as-needed basis. On a monthly basis, HCW may, by written notice to the City, increase or decrease the number of additional stalls (beyond guaranteed number of 450 total stalls), which it intends to use and for which it is required to pay additional rent as set forth herein. Parking stalls made available for HCW under this Section 1.2 may be located anywhere within the Pine Street Ramp, as determined within the sole discretion of HCW, including on the roof.

1.3. Rent; Minimum Rent Payments. This Agreement shall commence upon HCW's written request to the City to make parking available, which shall be no less than 30 days prior to actual use of the stalls. In the event the lease commences in 2005, for the lease period ending December 31, 2005, on or before the first day of each month, HCW shall pay to the City $11,083.34 for 450 stalls within the Cherry Street Ramp, plus any additional rent as may be required and calculated as per Section 1.2 of this Agreement.

For the period of January 1, 2006 through December 31, 2006 and each year thereafter, the respective rates shall be adjusted to reflect increasing costs in operation and maintenance of

the City's parking system. The Parking Division will determine the annual increase and inform HCW prior to January 1st of each year. In no event shall the rate be increased more than three percent (3%) per year.

1.4. Term. This Agreement shall commence upon written request of HCW, of which the commencement date is currently anticipated to be June 1, 2006, and shall be for an initial period of 5 years. This Agreement shall automatically renew for successive periods of one (1) year each, unless HCW terminates this Agreement by providing City with written notice of such termination 30 days prior thereto. It is the intent of the parties that HCW have the right to lease the parking stalls identified herein on the terms and conditions set forth herein for as long as HCW's tenant, APAC, occupies the Property. Notwithstanding anything contained herein to the contrary, in the event the lease between HCW and APAC is terminated for any reason, the parties agree that HCW shall continue to have the right to use the parking stalls which are subject to this Agreement on the same terms and conditions of this Agreement, however, the parties shall renegotiate the rates/rent amounts and location/allocation of stalls between Pine Street and Cherry Street Ramps as set forth herein, which rates/rent amounts shall be subject to increase but shall not exceed the market rates in effect at the time of such renegotiation. In the event the parking needs of HCW, or its tenants of the Property, subsequent to the termination of the lease between HCW and APAC, are less than the number of parking stalls which are subject to this Agreement at such time, HCW has the option to reduce the number of such parking stalls and rent shall be adjusted accordingly.

1.5. Maintenance and Operating Expenses. Maintenance and operation of the Cherry Street and Pine Street Ramps shall be provided by the City at the City's sole cost and expense.

1.6. Parking Passes. At least one week prior to the date parking passes are needed due to changes in location or occupancy, HCW shall notify the City's Parking Division as to the exact number of parking ramp passes needed, the location of the parking stalls, and the date so required. Any request made for a pass after the first of the month shall be pro-rated to the nearest half month (1st or 15th day of the month).

1.7. Use. It is understood by and between the parties that all parking stalls provided hereunder shall be for the exclusive use of HCW's tenants, including, without limitation, APAC, and their employees. The parking stalls shall not be used for any purpose other than off-street parking, except by special consent of the City.

1.8. Relocation. The parties agree and acknowledge that the terms of this Agreement were agreed to further the parties' joint interests in relocating APAC to downtown Green Bay. APAC and HCW have demonstrated a willingness and positive track record of working with the City in an effort to relocate and expand APAC's business in downtown Green Bay. APAC and HCW understand that the Cherry Street Ramp was constructed to facilitate downtown growth along the waterfront. The City has plans to secure a significant development on the corner of Washington and Walnut Streets, which will require parking spots in the Cherry Street Ramp. APAC and HCW have agreed to relocate at least 150 of their parking stalls in the Cherry Street Ramp to the Pine Street Ramp once a $20 Million development or greater is secured for this

The City shall send to APAC a copy of any notice that it sends to HCW with respect to this Agreement, including without limitation, any notice of default or breach of this Agreement.

2.2. Default. In the event that HCW shall default in the payment of any rent due hereunder and if HCW shall not cure such default within ten (10) days of the City's written notice thereof, then the City shall be entitled to terminate this Agreement as to the particular parking facility or facilities for which rent has not been paid.

In the event of any other default in or breach of this Agreement, the defaulting party shall upon written notice from the other party, proceed promptly to remedy such default or breach, and, in any event, within sixty (60) days after receipt of such notice unless such default or breach cannot, with reasonable diligence, be cured within such period in which case said defaulting party shall commence such cure within such period and diligently proceed to cure such default. In case such action is not taken or diligently pursued, the aggrieved party shall have such remedies as are provided at law, including proceedings to compel specific performance by the party in default or breach of its obligation.

2.3. Applicable Law; Severability; Entire Agreement. This Agreement shall be governed by and construed in accordance with the laws of the State of Wisconsin governing agreements made and fully performed in Wisconsin. If any provision of this Agreement, or the application thereof to any persons or circumstances shall, to any extent, be invalid or unenforceable, then (unless in the judgment of the party or parties thereby adversely affected such provision was a material part of the consideration for their entering into this Agreement), the remainder of this Agreement shall continue to be valid and enforceable to the fullest extent permitted by law. This Agreement and the Development Agreement set forth the entire understanding between the City and HCW with respect to parking for its tenant, APAC.

2.4. Amendments. This Agreement may not be changed orally, but only be agreement in writing, duly authorized and signed by the parties hereto or their respective successors and assigns.

2.5. Third Parties. Except as specifically provided herein, the provisions of this Agreement are for the exclusive benefit of the parties hereto and not for the benefit of any other persons, as third party beneficiaries or otherwise, and this Agreement shall not be deemed to have conferred any rights, expressed or implied, upon any other person.

2.6. Assignment. HCW's rights and obligations hereunder shall be freely assignable to any party or parties having an interest in Units 210-260 of the Baylake City Center Condominium located at 301 North Adams Street so long as APAC remains a tenant in such space.

2.7. No Partnership Created. This Agreement specifically does not create any partnership or joint venture between the parties hereto, or render either party liable for the debts or obligations of the other party.

2.8. Formalities and Authority. The parties hereto represent and warrant that they are validly existing and lawful entities with the power and authorization to execute and perform this Agreement. The headings set forth in this Agreement are for convenience and reference only, and in no way define or limit the scope or content of this Agreement or in any way affect its provisions.

IN WITNESS WHEREOF, the parties hereto have caused this Agreement to be executed as of the date first above written

CITY OF GREEN BAY

Dated: Nov 23, 2005

By _____
James J. Schmitt, Mayor

Dated: Nov 23, 2005

By _____
Douglas R. Daul, Clerk

HCW, LLC

Dated: November 23, 2005

By _____
Scott R. Smet, Its Member

APAC CUSTOMER SERVICES, INC.

Dated: November 22, 2005

By _____
George H. Hepburn III, Its CFO

Exhibit C

City of Green Bay

Example Tax Increment District No. 5

Cash Flow Proforma Analysis

Assumptions	
Annual Inflation During Life of TID	3.00%
2004 gross tax rate (per $1000 equal. value)	$21.000
Annual Gross Tax Rate Change	-3.00%
Investment rate for DSRF & Inv. Proceeds	3.00%

Example New Issue	
$800,000 State Trust Fund Loan Dated April 1, 2007	
Amount for Projects	$800,000
Cap. Int. thru 4/1/09	$0
Cost of Issuance (est.)	$0
Rounding	$0

Background Data						Revenues			Expenditures			TID Status		
(a)	(b)	(c)	(d)	(e)	(f)	(g)	(h)	(i)	(j)	(k)	(l)	(m)	(n)	(o)
Val. Date	TIF District Valuation	Inflation Increment	Construction Increment	TIF Increment Over Base	Tax Rate	Tax Revenue	Investment Proceeds	Total Revenues	Principal	Interest	Debt Service	Annual Balance	Year End Cumulative Balance	Cost Recovery
	(January 1)		(1)						(4/1)	(4/1 & 10/1) Avg = 5.00%			(December 31)	
Base Value 2005	$698,250													
2005	$698,250	$20,948	$2,200,000	$2,220,948	$21.00	$0	$0	$0				$0	$0	
2006	$2,919,198	$87,576	$2,300,000	$4,608,523	$21.00	$0	$0	$0				$0	$0	
2007	$5,306,773	$159,203		$4,767,727	$20.37	$46,640	$0	$46,640			$64,195	($17,555)	($17,555)	
2008	$5,465,977	$163,979		$4,931,706	$19.76	$93,876	$0	$93,876			$64,195	$29,681	$12,126	
2009	$5,629,956	$168,899		$5,100,605	$19.17	$94,205	$364	$94,569			$64,195	$30,374	$42,499	
2010	$5,798,855	$173,966		$5,274,570	$18.59	$94,522	$1,275	$95,797			$64,195	$31,602	$74,101	
2011	$5,972,820	$179,185		$5,453,755	$18.03	$94,826	$2,223	$97,049			$64,195	$32,854	$106,955	
2012	$6,152,005	$184,560		$5,638,315	$17.49	$95,119	$3,209	$98,327			$64,195	$34,132	$141,087	
2013	$6,336,565	$190,097		$5,828,412	$16.97	$95,399	$4,233	$99,632			$64,195	$35,437	$176,524	
2014	$6,526,662	$195,800		$6,024,212	$16.46	$95,669	$5,296	$100,965			$64,195	$36,770	$213,294	
2015	$6,722,462	$201,674		$6,225,886	$15.96	$95,928	$6,399	$102,326			$64,195	$38,131	$251,425	
2016	$6,924,136	$207,724		$6,433,610	$15.49	$96,176	$7,543	$103,718			$64,195	$39,523	$290,949	
2017	$7,131,860	$213,956		$6,647,566	$15.02	$96,413	$8,728	$105,142			$64,195	$40,947	$331,896	
2018	$7,345,816	$220,374		$6,867,940	$14.57	$96,641	$9,957	$106,598			$64,195	$42,403	$374,299	
2019	$7,566,190	$226,986		$7,094,926	$14.13	$96,860	$11,229	$108,089			$64,195	$43,894	$418,192	
2020	$7,793,176	$233,795		$7,328,721	$13.71	$97,069	$12,546	$109,614			$64,195	$45,419	$463,612	Expenditures Recovered
2021	$8,026,971	$240,809		$7,569,530	$13.30	$97,268	$13,908	$111,177			$64,195	$46,982	$510,593	Expenditures Recovered
2022	$8,267,780	$248,033		$7,817,563	$12.90	$97,459	$15,318	$112,777			$64,195	$48,582	$559,176	Expenditures Recovered
2023	$8,515,813	$255,474		$8,073,038	$12.51	$97,642	$16,775	$114,417			$64,195	$50,222	$609,398	Expenditures Recovered
2024	$8,771,288	$263,139		$8,336,177	$12.14	$97,816	$18,282	$116,098			$64,195	$51,903	$661,301	Expenditures Recovered
2025	$9,034,427	$271,033		$8,607,209	$11.77	$97,982	$19,839	$117,821			$64,195	$53,626	$714,927	Expenditures Recovered
2026	$9,305,459	$279,164		$8,886,373	$11.42	$98,141	$21,448	$119,589			$64,195	$55,394	$770,320	Expenditures Recovered
2027	$9,584,623	$287,539		$9,173,912	$11.08	$98,292	$23,110	$121,401				$121,401	$891,722	Expenditures Recovered
		$4,673,912	$4,500,000			$1,973,941	$201,680	$2,175,622	$0	$0	$1,283,900			

2000 TID Inception

2023 Final Year to incur TIF related costs.

2027 Maximum legal life of TID with extensions (27 Years)

(1) Increment per 10/17/05 e-mail from city.

Prepared by Robert W. Baird & Co. Incorporated S:\municipalities\green bay cy w\tif\tif 5\tif5-green bay cy1 (APAC).xls /daj 12/16/2005

Exhibit D

MORTGAGE

Know all men, That HCW, LLC, a Wisconsin limited liability company, mortgagor, of Brown County, Wisconsin, hereby mortgages to the City of Green Bay, a municipal corporation, mortgagee, of Brown County, Wisconsin, for the sum of Three Million Five Hundred Thirty Thousand Dollars ($3,530,000.00), the following tract of land in Brown County, State of Wisconsin:

Legal Description:

Units 210, 220, 230, 240, 250, and 260, Baylake City Center Condominium, a Condominium according to the Declaration of Condominium recorded as Document No. 2173811, and amendments thereto, together with said Units' appurtenant undivided interest in and to the common elements and limited common elements, if any, thereto, in the City of Green Bay, East side of Fox River, Brown County, Wisconsin.

RETURN TO:

City of Green Bay
100 North Jefferson Street, Room 200
Green Bay, WI 54301

_____
Parcel Identification Number

This mortgage is given to secure the following indebtedness: $3,530,000.00

The mortgagor agrees to pay all taxes and assessments on said premises, and the sum of $3,530,000.00, attorney's fees, in case of foreclosure thereof.

In Witness Whereof, the said mortgagor has hereunto set their hands and seal this _____ day of December, A.D., 2005.

HCW, LLC

By:_____
Scott R. Smet, Authorized Member

ACKNOWLEDGMENT

STATE OF WISCONSIN:
: SS.
COUNTY OF BROWN :

Personally came before me this _____ day of December, 2005, the above-named Scott R. Smet, Authorized Member, to me known to be the person who executed the foregoing instrument and acknowledged the same.

_____
_____(Print Name)
Notary Public, State of Wisconsin
My Commission:_____

THIS INSTRUMENT WAS DRAFTED BY:
Allison C. Swanson
City of Green Bay, Director & General Counsel of Economic Development

MEMORANDUM OF UNDERSTANDING

This Memorandum of Understanding ("MOU") is made as of December 18, 2015 by and between the City of Green Bay ("City") and HCW, LLC ("Developer").

RECITALS:

A. WHEREAS, the RDA, City and Developer entered into a Development Agreement ("Agreement") dated as of December 20, 2005; and,

B. WHEREAS, Developer has made payments to the City pursuant to the terms and conditions of that Agreement; and,

C. WHEREAS, Developer is re-financing certain debt as described in the Agreement and in return the City is providing a Guaranty to the Bank of Luxemburg; and

D. WHEREAS, City and Developer desire to further supplement that Agreement and Guaranty with terms and conditions related to certain financial matters pursuant to this MOU.

NOW THEREFORE, in consideration of the mutual promises and obligations set forth herein and other good and valuable consideration, the parties agree as follows:

1. Developer shall notify and keep a representative of the City reasonably informed of the status and resolution of any negotiations with its tenants of the building located on the Property subject to the Agreement.
2. Developer and all of its members shall provide annual financial disclosures to the City's Finance Director.
3. Developer shall hold or reduce its outstanding accounts receivable on Developer's other projects unrelated to the Agreement. The Parties agree that the value of these receivables is $296,203.00 as of September 30, 2015.
4. If any Guarantor is released by the Bank of Luxemburg, Developer shall notify the City of any release and provide all relevant documentation to a representative of the City within five (5) business days.
5. Developer shall provide the City with the Bank of Luxemburg's repayment schedule within thirty (30) days of the execution of this MOU.

(SIGNATURE PAGE TO FOLLOW)

IN WITNESS WHEREOF, the parties have executed this MOU as of the date first above written.

CITY OF GREEN BAY

James J. Schmitt, Mayor

HCW, LLC

Scott R. Smet, Authorized Member

Report to the
Improvement and Service Committee of the City of Green Bay

MEETING DATE	PREPARED BY
May 18, 2021	

AGENDA ITEM # M.1

To receive and place on file the request by resident at 1604 Hillcrest Drive to extend the payback period and waive the interest for the water assessments associated with the Hillcrest Drive Reconstruction project.

BACKGROUND

RECOMMENDATION

FISCAL IMPACT

ATTACHMENTS

None

Report to the
Improvement and Service Committee of the City of Green Bay

MEETING DATE

May 18, 2021

AGENDA ITEM # M.2

To hold until the Wednesday, May 26, 2021 Improvement and Services Committee meeting a constituent idea about improving fall loose leaf collection. (Ald. Brunette)

BACKGROUND

RECOMMENDATION

FISCAL IMPACT

ATTACHMENTS

1. 2021 Report-keeping yard waste out of street
2. 2021 resident proposal - Chapter 9 modificaiton

MEMORANDUM

To: Improvements and Services Committee

From: Christopher J. Pirlot, Operations Division Director

Re: Report on City Ordinance Prohibiting Yard Waste Placed in the Street

Date: April 26, 2021

Background

The Improvements and Services Committee, at its March 24, 2021 meeting, was presented the following item for discussion:

"Consideration with possible action on a constituent idea about improving fall loose leaf collection."

The proposal requested modification of Municipal Code 9.04 to allow residents to place yard and garden waste on the paved roadway surface during Green Bay's spring and fall curbside yard and garden waste collection periods. A mark-up copy of the resident's proposal is attached to this report.

History/Discussion

The United States Clean Water Act requires municipalities and other organizations to take steps to limit the Total Maximum Daily Load (TMDL) of pollutants of concern within storm water. On top of Federal rules, Wisconsin Administrative Code requires owners and operators of municipal separate storm sewer systems to secure and maintain a Municipal Separate Storm Sewer System (MS4) Permit through the Wisconsin Department of Natural Resources (WDNR). Green Bay is one of 291 Wisconsin communities that must have a WDNR issued MS4 permit. The MS4 permit requirements are not optional for Green Bay.

In order to comply with its MS4 permit, Green Bay must do numerous things to limit and reduce the discharge of pollutants carried by storm water runoff from 1) industrial sites, 2) construction sites, and 3) municipal storm sewer systems. The particular pollutants of concern for the Lower Fox River Basin and Lower Bay of Green Bay are suspended solids and phosphorous. Some of the activities required by the MS4 permit process include but are not limited to:

- Promoting detection of water contamination sources
- Educating the public on the subject, and encouraging them to comply with rules
- Promoting constructive re-use, and on-site re-use of contaminating materials like yard waste
- Promoting infiltration and diverting storm water into the ground so it can be naturally filtered, instead of allowing it to flow over areas where pollutants may be

present and then discharge into natural water bodies

While there are many sources of phosphorus in urban storm water, a primary contributor is organic detritus, especially in areas with a dense overhead tree canopy. Measurement of end-of-pipe phosphorus concentrations has demonstrated that phosphorus loads in urban storm water vary seasonally in certain medium density residential areas, with higher concentrations coinciding with leaf accumulation on streets. As phosphorus discharges in storm water can vary from year to year depending on timing of rainfall events, seasonal phosphorus loads were modeled over a twenty-year period to determine the average proportion that is discharged in the fall. It is estimated that on average 43% of the annual phosphorus load is discharged in the fall. (Paraphrased from WDNR Interim Municipal Phosphorus Reduction Credit for Leaf Management Programs' guidance document.)

The vast majority of storm water runoff contaminants come from yard waste like dead and decaying grass, leaves, and plants. If yard waste is allowed to be placed on impervious surfaces like roadway pavement during spring and fall collection periods, there is no chance for storm water to be filtered naturally by the ground before flowing into the street. Instead the contaminated storm water would flow through yard waste piled in the street, creating a leaf tea runoff high in phosphorus, which then drain into storm water inlets and natural water bodies with absolutely no filtration. This violates Green Bay's MS4 permit requirements.

A phosphorus pollutant reduction credit is available ***IF*** Green Bay provides a curbside yard waste collection program. WDNR's "Municipal Phosphorous Reduction Credit for Leaf Management Programs" requirements allow for credit ***IF*** the municipality has at a minimum 1) an ordinance prohibiting residents from placement of leaves in the street, 2) parking restrictions, and 3) a policy stating that residents may place leaves on the terrace in bags or piles for collection.

In addition to the above discussion, Green Bay's Storm Water Utility (not funded by property tax dollars) covers a significant cost of DPW's curbside yard waste collection program so that the City can continue to strive to achieve pollutant reduction requirements. If yard waste is allowed to be stored within the paved roadway (which by studies shows a significant release of phosphorus discharges into the storm sewer system and the natural waterway) the City would not be eligible for these pollutant reduction credits. As such, the Storm Water Utility would not provide future funding for the curbside yard waste collection program as it would not be providing a benefit in reducing pollutants of concern out of the storm water runoff.

Conclusion/Recommendation

To sum up the discussion above, yard and garden waste must remain stored on the terrace so the City of Green Bay can maximize its use of MS4 pollutant reduction credits. Without these pollutant reduction credits, additional and more costly storm water management practices would need to be implemented to achieve the same level of pollutant reduction that are recognized with the current yard waste collection program. Without those credits, the Storm Water Utility cannot cover the lion's share of costs associated with curbside yard waste collection. If the Storm Water Utility doesn't

cover those costs, the general levy budget (property tax funds) would need to cover that cost.

At the present time, the City's general levy cannot support the cost of DPW's curbside yard waste collection program without the assistance of the Storm Water Utility. With no funding, the program will go away in its entirety. As a result, DPW cannot recommend or support any allowance to allow residents to store yard waste on the pavement. They must continue to store it on the terrace if the City wishes to continue to collect yard waste curbside.

MUNICIPAL CODE CHAPTER 9 – PUBLIC WORKS
SECTIONS 9.01(5), 9.04(4), & 9.11

Section 9.01. – Definitions.

(5) *Solid waste.* Solid waste consists of garbage, refuse, and other discarded, salvageable, and recyclable material, including waste material resulting from domestic use, public service activities, commercial, manufacturing, and industrial operations. Solid waste consists of the following categories:

(a) *Residential waste.* Garbage, refuse, ashes, and other waste generated from typical residential activity. This type of waste includes, but is not limited to, metal, paper, cardboard, plastic, cans, bottles, wood, rags, rubber, glass, cloth, litter, leaves, shrubbery, tree trimming, branches, trunks and stumps, grass clippings, brush, and small quantities of construction and/or demolition waste, which are either recycled or disposed of.

(f) *Refuse.* Miscellaneous combustible and noncombustible, non-recyclable waste material resulting from residential and commercial activities including, but not limited to, cans, bottles, plastic, paper, ashes, glass, lawn and garden waste, metal, rubber, street waste, wood, cloth, litter, leaves, shrubbery, brush, and cardboard.

(l) *Recyclable waste.* That portion of miscellaneous combustible and noncombustible waste material resulting from residential and commercial activities that can be recovered through processes to regain that material for human use including, but not limited to, the following:

1. *Yard waste.* Yard waste means leaves, grass clippings, garden debris, and brush, including clean woody vegetative material no greater than six inches in diameter. This term does not include stumps, roots, or shrubs with intact root balls.

Section 9.04. – Solid waste disposal.

(4) *Deposit in container.* No person in the city shall deposit, throw, place, or leave any solid waste upon any street, court, lane, alley, business, square, public enclosure, vacant lot, house yard, body of water, or any public place except in a container herein required. An exception is allowed only during fall and spring yard waste collection, and only when placed 2 ft. from any street gutter or storm sewer.

Proposed Amendment

Section 9.11. – Dumping prohibited.

(1) No person shall place or dump solid waste on any property, unless such person owns, controls, leases, or is otherwise authorized by the property owner and such person does so in a manner consistent with other provisions of the Green Bay Municipal Code.

(2) Penalty. The forfeiture for violating this section shall not be less than $500.00, nor more than $1,000.00.

Report to the
Improvement and Service Committee of the City of Green Bay

MEETING DATE	PREPARED BY
May 18, 2021	

AGENDA ITEM # M.3

To approve the award of the contract PAVEMENT 4-21 SOUTH MAPLE AVENUE RECONSTRUCTION to the low responsive bidder, DeGroot, Inc., in the amount of $1,336,138.43.

BACKGROUND

RECOMMENDATION

FISCAL IMPACT

ATTACHMENTS

1. Bid Summary - Public PAVEMENT 4-21 SOUTH MAPLE AVENUE RECONSTRUCTION

CITY OF GREEN BAY, WISCONSIN

SUMMARY OF BIDS FOR CONTRACT

PAVEMENT 4-21 SOUTH MAPLE AVENUE RECONSTRUCTION

Tuesday, May 11, 2021

Contractor	Bid	Bid Bond
DEGROOT, INC.	**$1,336,138.43**	**5%**
SUPERIOR SEWER AND WATER INC.	$1,388,110.89	5%
ADVANCE CONSTRUCTION	$1,397,137.96	5%
DORNER INC.	$1,459,826.53	5%
PTS CONTRACTORS, INC	$1,610,000.00	5%
Any questions, call 920-448-3100		

Report to the
Improvement and Service Committee of the City of Green Bay

MEETING DATE	PREPARED BY
May 18, 2021	

AGENDA ITEM # M.4

To receive and place on file the report of actions taken by Department of Public Works

A. Granting of Licenses

1. Sidewalk Builder

    a. Crete Workx
    b. Delahaut Custom Concrete LLC
    c. TC Concrete LLC

2. Tree & Brush Trimmer

    a. Rigo's Landscaping LLC

BACKGROUND

RECOMMENDATION

FISCAL IMPACT

ATTACHMENTS

None

Report to the
Protection and Policy Committee of the City of Green Bay

MEETING DATE	PREPARED BY
May 18, 2021	

AGENDA ITEM # N.1

To approve a change of agent by South Bay Marine Center, Inc. at 101 Bay Beach Rd.

BACKGROUND

RECOMMENDATION

FISCAL IMPACT

ATTACHMENTS

1. sharpscans@greenbaywi.gov_20210416_112340
2. view_issued.php

Report to the
Protection and Policy Committee of the City of Green Bay

MEETING DATE	PREPARED BY
May 18, 2021	

AGENDA ITEM # N.2

To hold a request by Brinker Corp. (Chili's Bar & Grill) at 2363 W. Mason St. to amend their license premises to include parking spaces for to-go orders containing alcohol pending action on State Senate Bill 56.

BACKGROUND

RECOMMENDATION

FISCAL IMPACT

ATTACHMENTS

1. Green Bay - Amendment request letter
2. Mason Street-Green Bay
3. 2021 Brinker Restaurant Corporation Power of Attorney_44074774v1 (002) (005)

Report to the
Protection and Policy Committee of the City of Green Bay

MEETING DATE	PREPARED BY
May 18, 2021	

AGENDA ITEM # N.3

To approve a change of agent for the 2021-2022 license year by Green Bay Yachting Club, Inc. at 100 Bay Beach Rd.

BACKGROUND

RECOMMENDATION

FISCAL IMPACT

ATTACHMENTS

1. pat bender server corse and agent appt

Report to the
Protection and Policy Committee of the City of Green Bay

MEETING DATE	PREPARED BY
May 18, 2021	

AGENDA ITEM # N.4

To approve a change of agent for the 2021-2022 liquor license year for Singh's C Store #3 at 610 E. Walnut St.

BACKGROUND

RECOMMENDATION

FISCAL IMPACT

ATTACHMENTS

1. sharpscans@greenbaywi.gov_20210427_104732

Report to the
Protection and Policy Committee of the City of Green Bay

MEETING DATE	PREPARED BY
May 18, 2021	

AGENDA ITEM # N.5

To approve a change of agent for the 2021-2022 license year for Creamery Cafe LLC at 114 Pine St.

BACKGROUND

RECOMMENDATION

FISCAL IMPACT

ATTACHMENTS

1. Appointment of Agent
2. Wisconsin_Alcohol_Server_Seller_Certificate

Report to the
Protection and Policy Committee of the City of Green Bay

MEETING DATE	PREPARED BY
May 18, 2021	

AGENDA ITEM # N.6

To approve a change of agent by Marcus Cinemas of WI, LLC at 1000 Kepler Dr.

BACKGROUND

RECOMMENDATION

FISCAL IMPACT

ATTACHMENTS

1. application w agent name change-1000 kepler

Report to the
Protection and Policy Committee of the City of Green Bay

MEETING DATE	PREPARED BY
May 18, 2021	

AGENDA ITEM # N.7

To approve the 2021-2022 liquor license renewal applications, pending the approval of the change agent at the May 18, 2021 Common Council meeting and with the approval of the proper authorities.

BACKGROUND

RECOMMENDATION

FISCAL IMPACT

ATTACHMENTS

1. 2021-2022renewalapplicationswithchangeofagent

2021-2022 license year applications with Change of Agents:

“Class B” Combination License
South Bay Marine Center, Inc.
Louie’s Lagoon
101 Bay Beach Rd.

Green Bay Yachting Club, Inc.
Green Bay Yachting Club
at 100 Bay Beach Rd.

Creamery Café LLC
The Creamery
at 114 Pine St.

Class “B” Beer License:
Marcus Cinemas of WI, LLC
Green Bay East Cinema
at 1000 Kepler Dr.

Class “A” Beer License
Singh’s C Store #3
Singhs C Store 3
610 E. Walnut

Report to the
Protection and Policy Committee of the City of Green Bay

MEETING DATE	PREPARED BY
May 18, 2021	

AGENDA ITEM # N.8

To approve an application for an available "Class B" Combination license by El Dorado LLC at 923 W. Mason St. with a licensed premises description as "LEGAL DINNING ARE FOR THE RESTAURANT, FIRST FLOOR," with the approval of the proper authorities. (Currently licensed as El Dorado LLC with a Class "B" Beer license and "Class C" Wine License).

BACKGROUND

RECOMMENDATION

FISCAL IMPACT

ATTACHMENTS

1. 923wmasonallen
2. 923WMASON_NEWLIQUOR LICENSE

Report to the
Protection and Policy Committee of the City of Green Bay

MEETING DATE	PREPARED BY
May 18, 2021	

AGENDA ITEM # N.9

To approve the renewal application for the 2021-2022 license year for a "Class B" Combination license by El Dorado LLC at 923 W. Mason St., pending the approval of the original application at the May 18 Common Council meeting and with the approval of the proper authorities.

BACKGROUND

RECOMMENDATION

FISCAL IMPACT

ATTACHMENTS

1. renewalapplication-923wmason

Report to the
Protection and Policy Committee of the City of Green Bay

MEETING DATE	PREPARED BY
May 18, 2021	

AGENDA ITEM # N.10

To approve an application for a "Class B" Combination license by "Taqueria Maldonado's Main Street LLC at 400 Schoen St. with a licensed premises description as "BEHIND BAR, BAR IN BEER GARDEN, STORE BEHIND BAR AND STORAGE IN BASEMENT," with the approval of the proper authorities.

BACKGROUND

RECOMMENDATION

FISCAL IMPACT

ATTACHMENTS

1. 400schoen
2. CLASS B -- LICENSE STIPULATION.MERRILLJ.372-400schoen

Report to the
Protection and Policy Committee of the City of Green Bay

MEETING DATE	PREPARED BY
May 18, 2021	

AGENDA ITEM # N.11

To approve a 2021-2022 renewal application for a "Class B" Combination by Taqueria Maldonado's Main Street LLC at 400 Schoen St., pending the approval of the original application at the May 18 Common Council meeting and with the approval of the proper authorities.

BACKGROUND

RECOMMENDATION

FISCAL IMPACT

ATTACHMENTS

1. 400schoen-renewal

Report to the
Protection and Policy Committee of the City of Green Bay

MEETING DATE	PREPARED BY
May 18, 2021	

AGENDA ITEM # N.12

To approve a 2020-2021 license application for a "Class B" Combination license by "A&V Custom Creations, LLC" at 235 N. Broadway with a licensed premises description as "DIY open workspace, bev to be store in bev coolers, storage room," with the approval of the proper authorities (Currently licensed as Board & Brush Creative Studio-Green Bay LLC).

BACKGROUND

RECOMMENDATION

FISCAL IMPACT

ATTACHMENTS

1. APPROVED STIPULATIONS.KASTERNS.439-235nbroadway
2. 235NBROADWAY-newapp

Report to the
Protection and Policy Committee of the City of Green Bay

MEETING DATE	PREPARED BY
May 18, 2021	

AGENDA ITEM # N.13

To approve a renewal application for the 2021-2022 license year for a "Class B" Combination License by A&V Custom Creations, LLC at 235 N. Broadway, pending the approval of the original application at the May 18 Common Council meeting and with the approval of the proper authorities.

BACKGROUND

RECOMMENDATION

FISCAL IMPACT

ATTACHMENTS

1. 235nbroadway

Report to the
Protection and Policy Committee of the City of Green Bay

MEETING DATE	PREPARED BY
May 18, 2021	

AGENDA ITEM # N.14

To approve the 2021-2022 liquor renewal licenses, with the approval of the proper authorities.

BACKGROUND

RECOMMENDATION

FISCAL IMPACT

ATTACHMENTS

1. 2021-2022RENEWALAPPLICATIONS

Company Name	Trade Name	Address
"CLASS B" COMBINATION LICENSE		
129 SOUTH WASHINGTON LLC	KITTNER'S	129 S WASHINGTON ST
2WB, INC	THE SAND BOX	2042 MANITOWOC RD
AARDVARK WINE LOUNGE, LLC	AARDVARK WINE LOUNGE	304 PINE ST
ALEJANDRO GONZALEZ-RICO	LAS BRISAS	1906 UNIVERSITY AV
ALLEN PIZZA, INC	ROSATI'S PIZZA	745 S HURON RD
AMPHORA WINE BAR, LLC	AMPHORA WINE BAR	131 N BROADWAY
ANDUZZI'S EAST GREEN BAY, LLC	ANDUZZI'S SPORTS CLUB	900 KEPLER DR
ANGELINA, INC	ANGELINA	117 N ADAMS ST
MANAIGRE, LLC	MANGIARE	121 N ADAMS ST
AUTOMOBILE GALLERY, INC	THE AUTOMOBILE GALLERY	400 S ADAMS ST
BAEB ZUEGE, LLC	CUBBY HOLE	1570 ELIZABETH ST
BAKER & MAC ARTHUR, INC	SOMEPLACE ELSE	1605 UNIVERSITY AV
BARLEY'S PUB, LLC	BARLEY'S PUB	846 LIME KILN RD
BARNYS LLC	BLACK SADDLE SALOON	201 N WASHINGTON ST
BAYS TUNDRA HOSPITALITY CORP	TUNDRA LODGE RESORT/WATERPARK	865 LOMBARDI AV
BB'S BAR OF GREEN BAY INC	BB'S BAR	1577 MAIN ST
BBD ACQUISITION, LLC	MAIN STREET BOURBON ROOM	1277-1281 MAIN ST
BEACHME, LLC	RICHARD CRANIUM'S	840 S BROADWAY
BGR CORP	BANGKOK GARDEN RESTAURANT	240 N BROADWAY
BIG MITCH, LLC	JEKYLL & HYDE	226 S BROADWAY
BMT LLC	C STREET	312 CHERRY ST
BRINKER RESTAURANT CORPORATION	CHILI'S GRILL & BAR	2363 W MASON ST
BSCTBC, LLC	JOB SITE	1647 CASS ST
C&P HOLDINGS, LLC	ROCAKBILLY'S	709 S BROADWAY
CARNITAS EL BAJIO LLC	CARNITAS EL BAJIO	1698 E MASON ST
CAROL ANN STEIN	STINGER'S PUB	619 LIME KILN RD
CENTRO BOTANERO LA CARRETA LLC	CENTRO BOTANERO LA CARRETA	1657 MAIN ST
CH BAR LLC	OLD SCHOOL	301 S BROADWAY
CHARLIE TUNA'S HAMMER INN LLC	HAMMER INN	1208 STATE ST
CHEFUSION, INC	CHEFUSION	307 N BROADWAY
CHERI'S PLACE LLC	CHERI'S PLACE	704 BELLEVUE ST
CJK CHARLES CORP	THE GETAWAY	631 BELLEVUE ST
COCK & BULL INC	COCK & BULL PUB	1237 MAIN ST
CODE 920, INC	THE BAY	805 KLAUS ST
CONFETTI'S, INC	CONFETTI'S	217 E WALNUT ST
COPPER STATE BREWERY, LLC	COPPER STATE BREWING CO	313 DOUSMAN ST
COURTHOUSE BAY OF GB LLC	COURT HOUSE BAR & GRILL	1654 CASS ST
CROPSEY'S ON STATE LLC	CROPSEY'S ON STATE	1336 STATE ST
CUQUIO TOWN BAR, LLC	CUQUIO TOWN BAR	500 N BAIRD ST
DIANE SZCZEPANSKI	RENDEZVOUS	2928 W MASON ST
EAT INVEST GP, LLC	JULIE'S CAFE	1685 MAIN ST
EL AZTECA OF GREEN BAY, LLC	EL AZTECA	2469 W MASON ST
EL PASTORCITO MEXICAN RESTAURANT LLC	EL PASTORCITO MEXICAN RESTAURANT	741 ABRAMS ST
EL SARAPE LLC	EL SARAPE RESTAURANT	2030 E MASON ST, SUITE H&I
EUNOIA STUDIO CAFE, LLC	STUDIO 1212 CAFE & WINE BAR	1212 MARINE ST
EVERARDO CURIEL	MI PUEBLO	1905 N IRWIN AV
FOX HARBOR, INC	FOX HARBOR	348 S WASHINGTON ST
FUNKE'S B.C.'S LLC	FUNKE'S BC'S	617 LIME KILN RD
GALLAGHER'S PIZZA, INC	GALLAGHER'S PIZZA WEST	2655 W MASON ST
GATHER ON BROADWAY, LLC	GATHER ON BROADWAY	139 N BROADWAY
GB ENTERTAINMENT LLC	OVAL OFFICE	1100 MAIN ST
GIPPER'S RESTAURANT, INC	GIPPERS	1860 UNIVERSITY AV
GREEN BAY BOTANICAL GARDEN INC	GREEN BAY BOTANICAL GARDEN	2600 LARSEN RD
GREEN BAY SPORTSERVICE, INC	LAMBEAU FIELD	1265 LOMBARDI AV
HAGEMEISTER PARK, INC	HAGEMEISTER PARK	325 N WASHINGTON ST
HARP & EAGLE LTD	ST BRENDAN'S INN	234 S WASHINGTON ST
HIGHLAND HOWIE'S, INC	HIGHLAND HOWIE'S PUB & GRILL	3605 HUMBOLDT RD
HYATT CORPORATION	HYATT REGENCY GREEN BAY	333 MAIN ST

J & M GROUP, LLC	RUM RUNNERS	715 S BROADWAY
JALISCO MEXICAN RESTAURANT LLC	JALISCO MEXICAN RESTAURANT	418 S MILITARY AV
K BURKEL, INC	BURKEL'S ONE BLOCK OVER	1007 TONY CANADEO RUN
KAVARNA CAFE, LLC	KAVARNA	143 N BROADWAY
KEGGERS, LLC	KEGGERS	231-233 N BROADWAY
KNK PLAZA HOTEL OF GREEN BAY	HILTON GARDEN INN-GREEN BAY	1015 LOMBARDI AV
KOKORO, LLC	KOKO SUSHI BAR AND LOUNGE	875 LOMBARDI AV
KONITZER, LLC	WISE FOOLS	1939 MAIN ST
KRISTINE DHEIN	TURN IT UP! TAP	1689 E MASON ST
KROLL'S EAST INC	KROLL'S LUNCH	1658 MAIN ST
LEATHER AND LACE ENT, LLC	NAPALESE LOUNGE	1351 CEDAR ST
LEE & KINGSADA CORP	LITTLE TOKYO JAPANESE REST	121 N BROADWAY
LIL JAMAICA LLC	LIL JAMAICA LOUNGE	1332 S BROADWAY
LISA BERCEAU	BERCEAUS'S LAST STOP	2056 MAIN ST
LORI COOPMAN	SLAMMER	316 9TH ST
LOS BANDITOS WEST INC	LOS BANDITOS WEST	2335 W MASON ST
LOS MAGUEYES, INC	LOS MAGUEYES	1053 VELP AV
MACKINAWS, LLC	MACKINAW'S GRILL & SPIRITS	2925 VOYAGER DR
MAI SEE VUE	THE EGG ROLL FOOD TRUCK RESTAURANT	100 S BROADWAY
MARICQUE'S INC	MARICQUE'S	1517 UNIVERSITY AV
MARTIN LEONHARD	LENNY'S TAP	431 N BROADWAY
MAY-MARIE, INC	JILL'S	613 BODART ST
MCR GREEN BAY TENANT LLC	SPRINGHILL SUITES BY MARRIOTT GB	1011 TONY CANADEO RUN
MEYER THEATRE CORPORATION	MEYER THEATRE	117 S WASHINGTON ST
NEHVERT VENTURES, LLC	FRETS AND FRIENDS	2105 UNIVERSITY AV
NEUMRITZ, INC	XS NIGHTCLUB	1106 MAIN ST
NW SPIRITS, LLC	THE LIBERTINE	209 N WASHINGTON ST
OFELIA GRUETZMACHER	OT'S BAR & GRILL	1706 MAIN ST
OFF THE RAILS, LLC	THE DEPOT GASTRO PUB	200 DOUSMAN ST
OMG-KIM3, INC	PACKER STADIUM LOUNGE	1342 S BROADWAY
ONEIDA GOLF & RIDING CLUB INC	ONEIDA GOLF & RIDING CLUB	207 COUNTRY CLUB RD
ONEIDA TRIBE OF INDIANS OF WI	WEST MASON CASINO	2522 W MASON ST
PABLO'S MEXICAN GRILL HOUSE LL	PABLO'S MEXICAN GRILL	850 KEPLER DR, SUITE C
PARTY LINE, LLC	PARTY LINE	601 BELLEVUE ST
PAULY G'S INC.	PAULY G'S	1803 MAIN
PEACHTREE HOSPITALITY MGMT LLC	HAMPTON INN GREEN BAY DOWNTOWN	201 MAIN ST
PEARLY GATES VENTURE LLC	PEARLY GATES BAR & GRILL	3551 FINGER RD
PIZZA PARLOR, INC	CRANKY PATS PIZZA	709 BELLEVUE ST
PLAYER 2, LLC	PLAYER 2 ARCADE BAR	219 N WASHINGTON ST
RAMIS RIVER RUN, LLC	RAMIS RIVER RUN	324 N ROOSEVELT ST
RANDAL G TREML	BREWSKI'S ON BROADWAY	1100 S BROADWAY
REBEL ONE, LLC	CHEESESTEAK REBELLION	1301 S BROADWAY
RENARD AND TISLER ENTERPRISES, INC	STOP 4-1	616 LIME KILN RD
REPUBLIC CHOPHOUSE, INC	REPUBLIC CHOPHOUSE	218 N ADAMS ST
RIVERSIDE BALLROOM, INC	RIVERSIDE BALLROOM	1560 MAIN ST
RIVIERA LANES LTD	RIVIERA LANES	2450 UNIVERSITY AV
ROGELIO PEREZ JR	ROCKY'Z CAFE	2475 UNIVERSITY AV
RRDK LLC	R&D'S HOUSE DIVIDED	2148 UNIVERSITY AV
SEPIA WEDDING CHAPEL, LLC	SEPIA WEDDING CHAPEL	3562 FINGER RD
SIMONET'S BAR INC	SIMONET'S BAR	925 MAIN ST
SISSYPANTS!JAKES, LLC	JAKE'S PIZZA GREEN BAY	112 S BROADWAY
SORIAH HOSPITALITY LLC	CROWN & COMMON	1139 MAIN ST
STADIUM VIEW, INC	STADIUM VIEW	1023 TONY CANADEO RUN
STATE STREET PUB OF GREEN BAY LLC	STATE STREET PUB	1238 STATE ST
STIR-UPS, LLC	STIR-UPS	125 S WASHINGTON ST
SUSAN ROBINSON	BOURBON STREET	821 S BROADWAY
SV2 LLC	SV2	1911 UNIVERSITY AV
TACO BURRITO MEXICO OF GREEN BAY LLC	TACO BURRITO MEXICO OF GREEN BAY	218 S WEBSTER AV
TAPATIO JALISCO, LLC	EL TAPATIO RESTAURANT	1638 UNIVERSITY AV
TAQUERIA MALDONADO'S MAIN ST L	MALDONADO'S BAR & GRILL	1737 MAIN ST

TAQUERIA MICHOACAN & BAR LLC	TAQUERIA MICHOACAN	1207 E MASON ST
TAR ESCAPADES LLP	ESCAPADES	2657 UNIVERSITY AV
THE BAR HOLMGREN WAY, INC	THE BAR HOLMGREN WAY	1025 REAR TONY CANADEO RUN
THE BAR OF GREEN BAY INC	THE BAR	606 LIME KILN RD
THE BOOYAH SHED, LLC	THE BOOYAH SHED	1800 S ASHLAND AV
THE PUBLIC HAUS, LLC	THE PUBLIC HAUS	813 S BROADWAY
THE ROUNDABOUT LLC	THE ROUNDABOUT	1264 MAIN ST
THE SARDINE CAN, INC	THE SARDINE CAN	128 S BROADWAY
THE TARLTON THEATRE	THE TARLTON THEATRE	405 W WALNUT ST
THE WOODS OPERATIONS, LLC	THE WOODS GOLF CLUB	530 ERIE RD
TOOTHPICKS, LLC	BULLDOGS	1234 STATE ST
TPJS, LLC	THE NINES	121 S WASHINGTON ST
TRISTAS JUICE BOX, LLC	THE JUICE BOX	1542 UNIVERSITY AV
TUX 2, INC	BLUE COLLAR BAR & GRILL	1313 S BROADWAY
TWISTED THROTTLE SALOON LLC	TWISTED THROTTLE SALOON	1699 E MASON ST
VICA ENTERPRISES INC	LA CUEVA(THE CAVE)	718 BODART ST
VINTAGE WMW, LLC	VINTAGE	119 1/2 S WASHINGTON ST
VINTAGE WMW, LLC	VINTAGE CANTINA	119 S WASHINGTON ST
WALLY SPOT SUPPER CLUB LLC	WALLY SPOT SUPPER CLUB	1979 MAIN ST
WASHINGTON STREET PUB LLC	NED KELLY'S	223 N WASHINGTON ST
WHITE DOG LLC	WHITE DOG	201 S BROADWAY
WISCONSIN APPLE LLC	APPLEBEE'S NEIGHBORHOOD GRILL	2420 E MASON ST
WITCHE'S DEN LLC	ROBYN'S NEST	1623 CASS ST
Company Name	**Trade Name**	**Address**
"CLASS A" LIQUOR & CLASS "A" BEER LICENSE		
TAPATIO JALISCO, LLC	EL TAPATIO BAKERY	1638 UNIVERSITY AV
TRAVELING CHEF, LLC	THE TRAVELING CHEF	335 N BROADWAY
ALDI, INC	ALDI #30	2440 E MASON ST
ALDI, INC	ALDI #32	1560 WESTERN AV
ASN PETROLEUM, INC	MAIN STREET BP	1335 MAIN ST
BADGER LIQUOR STORE NUMBER 2 INC	BADGER LIQUOR #2	1047 W MASON ST
BADIMAALIKA, LLC	GREEN BAY MOBIL	1465 UNIVERSITY AV
BAY PETRO, LLC	STONE RIDGE SHELL	1053 VELP AV
DINO SHELL, LLC	DINO STOP	1828 S ASHLAND AV
DOLGENCORP, LLC	DOLLAR GENERAL STORE #21045	1641 MAIN ST
DOLGENCORP, LLC	DOLLAR GENERAL STORE 6563	1152 S MILITARY AV
DOUSMAN FUEL, INC	EXPRESS	606 DOUSMAN ST
DWS OF GREEN BAY, LLC	DAD'S LIQUOR	1970 UNIVERSITY AV
ERNESTO PEREZ	EL DORADO LIQUOR STORE	741 ABRAMS ST, SUITE 2
GRAND CENTRAL, LLC	GCS EAST MASON	1593 E MASON ST
FAMILY DOLLAR STORES OF WISCONSIN, LLC	FAMILY DOLLAR #28813	708 LIME KILN RD
FOODMEN 3, INC	UNIVERSITY AVENUE MARKET	2080 UNIVERSITY AV
FRIENDS CONVENIENCE, INC	FRIENDS CONVEIENCE	1300 S MILITARY AV
GERCZAK'S LIQUOR & CATERING, LLC	GERCZAK'S LIQUOR & CATERING	1244 VELP AV
C & D SHELL, LLC	BAY BEACH SHELL	1121 RADISSON ST
HERALYS BEVERAGES LLC	HERALYS BEVERAGES	1751 UNIVERSITY AV
J & B GAS, INC	WILLOW CREEK BP	1480 LIME KILN RD
JLA, INC	MAIN STREET MINI MART	1698 MAIN ST
EVERARDO CURIEL	EL RANCHITO	240 S WEBSTER AV
KRIST OIL CO	KRIST FOOD MART #90	1180 E MASON ST
KWIK TRIP, INC	KWIK TRIP #700	1871 SHAWANO AV
KWIK TRIP, INC	KWIK TRIP #420	1712 E MASON ST
KWIK TRIP, INC	KWIK TRIP 143	2400 UNIVERSITY AV
KWIK TRIP, INC	KWIK TRIP 827	935 LOMBARDI AV
KWIK TRIP, INC	KWIK TRIP 292	840 S HURON RD
KWIK TRIP, INC	KWIK TRIP 1051	3525 HUMBOLDT RD
M.E.J. CORP	MASON BROS. RED OWL	923 9TH ST
MI FAVORITA SUPERMARKET LLC	MI FAVORITA SUPERMARKET	1908 E MASON ST
NCG INC	SUPERIOR DISCOUNT LIQUORS	2295 MANITOWOC RD
NCG, INC	SUPERIOR DISCOUNT LIQUOR	130 S MILITARY AV

NEENAH MINI MART LLC	MILITARY CINEX	601 N MILITARY AV
NEO BEVERAGES LLC	NEO DISCOUNT TOBACCO & LIQUORS	2042 MAIN ST, SUITE 102
NEO BEVERAGES LLC	NEO DISCOUNT TOBACCO & LIQUORS	1215 E MASON ST
PIT ROW, INC	PIT ROW - HUMBOLDT	2590 UNIVERSITY AV
PIT ROW, INC	PIT ROW - UNIVERSITY	2030 UNIVERSITY AV
RKOA ENTERPRISES, INC.	BAY SETTLEMENT BP	2278 BAY SETTLEMENT RD
SAIRAMA LLC	U PUMP	1233 VELP AV
SAM'S EAST, INC	SAM'S CLUB #8149	2470 W MASON ST
SIMER LIQUOR & GROCERY LLC	I.G LIQUOR & BEER MART	1020 N IRWIN AV
SINGHS C STORE 2, INC	SINGHS C STORE 2	952 W MASON ST
SKOGEN'S FOODLINER, INC	FESTIVAL FOODS	2250 W MASON ST
SKOGEN'S FOODLINER, INC	FESTIVAL FOODS	2430 UNIVERSITY AV
TIKAPUR PETROLEUM, LLC	GREEN BAY PETRO	2115 MAIN ST
ULTIMATE MART, LLC	PICK 'N' SAVE #8186	1819 MAIN ST
WAL-MART STORES EAST, LP	WAL-MART SUPERCENTER #1453	2440 W MASON ST
WALGREEN CO	WALGREENS #11339	116 N MILITARY AV
WALGREEN CO	WALGREENS #03115	1165 W MASON ST
WALGREEN CO	WALGREENS #03088	1401 E MASON ST
WALGREEN CO	WALGREENS #05746	1995 MAIN ST
WALGREEN CO	WALGREENS #3253	2204 UNIVERSITY AV
WISCONSIN CVS PHARMACY, LLC	CVS/PHARMACY #2237	930 MAIN ST
WISCONSIN CVS PHARMACY LLC	CVS/PHARMACY #8541	1561 W MASON ST
Company Name	**Trade Name**	**Address**
CLASS "A" BEER LICENSE		
ANTONIO SOTO	EL SUPER MERCADO EL LOCAL	1209 E MASON ST
ANTONIO SOTO	SUPERMERCADO EL LOCAL #2	1615 UNIVERSITY AV
ISAIAS I ALVAREZ	LA GUADALUPANA #2	2030 E MASON ST, SUITE B
MI TIERRA FOOD MARKET, INC.	MI TIERRA FOOD MARKET	1333 CEDAR ST.
NCG INC	PETRO CENTER	2295 MANITOWOC RD
ONEIDA TRIBE OF INDIANS OF WI	ONEIDA ONE STOP - LARSEN	501 PACKERLAND DR
ONEIDA TRIBE OF INDIANS OF WI	ONEIDA ONE STOP WESTWIND	2370 W MASON ST
ONEIDA NATION	FOUR PATHS	2597 W MASON ST
LA ESPIGA,LLC	LA ESPIGA	1606 MAIN ST
TERRY'S EZ GO, INC	TERRY'S EZ GO	401 MATHER ST
Company Name	**Trade Name**	**Address**
CLASS "B" BEER & "CLASS C" WINE		
ALDO'S PIZZA OF GREEN BAY, LLC	ALDO'S PIZZA	1247 VELP AV
HAPPY JOE'S OF GREEN BAY INC	HAPPY JOE'S PIZZA & ICE CREAM	1675 E MASON ST
HOME TOWN CAFE & CATERING, INC	HOME TOWN CAFE & CATERING	1456 W MASON ST
SUO SUO YOU, LLC	SUSHI LOVER	313 N BROADWAY
Company Name	**Trade Name**	**Address**
CLASS "B" BEER		
SERGIO PLASCENCIA	LOS ARCOS	607 BODART ST
PEDRO CURIEL	TACO BURRITO	1697 E MASON ST
LABOREL, INC	GOLDEN BASKET	1350 S MILITARY AV
JUAN CURIEL	TACO BURRITO MEXICO	108 N OAKLAND AV
ANTONIO SOTO	TAQUERIA EL LOCAL	1615 UNIVERSITY AV
Company Name	**Trade Name**	**Address**
"CLASS B" LIQUOR (WINE ONLY)		
BADGER STATE BREWING COMPANY	BADGER STATE BREWING	990 TONY CANADEO RUN
NOBLE ROOTS BREWING CO, LLC	NOBLE ROOTS BREWING COMPANY	2790 UNIVERSITY AV
STILLMANK BREWING COMPANY	STILLMANK BREWING CO	215 N HENRY ST
VON STIEHL WINERY, LTD	CAPTAIN'S WALK WINERY	345 S ADAMS ST
Company Name	**Trade Name**	**Address**
"CLASS B" COMBINATION LICENSE-RESERVE		
OLD BAVARIAN BREWING COMPANY, LLC	CLUB9TWENTY	1583 MAIN ST.
Company Name	**Trade Name**	**Address**
CLASS "A" BEER LICENSE & "CLASS A" CIDER LICENSE		
SPEEDWAY, LLC	SPPEDWAY 4334	1688 E MASON ST.

RAN-DI ENTERPRISES, LLC	MILITARY AVE BP	612 S MILITARY AV
UNIVERSITY SHELL, LLC	UNIVERSITY SHELL	2145 UNIVERSITY AV
KWIK TRIP, INC	KWIK TRIP 115	515 W WALNUT ST

Report to the
Protection and Policy Committee of the City of Green Bay

MEETING DATE	PREPARED BY
May 18, 2021	

AGENDA ITEM # N.15

To hold the appeal by Cordell Rice regarding the denial of his operator's license and forward to the Common Council for action on May 18, 2021.

BACKGROUND

RECOMMENDATION

FISCAL IMPACT

ATTACHMENTS

1. cordellrice
2. sharpscans@greenbaywi.gov_20210505_114844
3. Denial Memo - 05.10.21
4. BUNKELMANN
5. LORI
6. LASEE

Report to the
Protection and Policy Committee of the City of Green Bay

MEETING DATE	PREPARED BY
May 18, 2021	

AGENDA ITEM # N.16

To receive and place on file The Liquor Violation report for May 10, 2021.

BACKGROUND

RECOMMENDATION

FISCAL IMPACT

ATTACHMENTS

1. Report May 10 2021
2. 20LiqVio
3. 21LiqVio

REPORT OF THE PROTECTION AND POLICY COMMITTEE
GRANTING OPERATOR LICENSES
May 18, 2021

The Protection and Policy Committee wishes to request that the following applications for Operator Licenses be granted.
Stipulations placed on licenses shall continue to be in effect.

OPERATOR LICENSES

Appleton, Jason L
Bott, Dion D
Clement, Elliot T
Cooper-Hockers, Eric C
Covarrubias, Taylor R
Crapser, Todd R.
Diring, Gregory L
Gustafson, Amy J
Hein, Culleen C
Jenss, Crystal JM
Keller, Elise L
King, Maicy A
Makowski, Whitney A
Parsons, Natalie C
Pociask, Brett E
Robishaw, Onnika R
SantaCruz, Gioanni
Santos, Noah M
Stenschke, Marissa A
Stuckey, Sonynita S
Thiry, Sherry A
Van, Paul D
Vande Hei, Theresa L
Winkel, Daniel C

Report to the
Green Bay Plan Commission

MEETING DATE	PREPARED BY
May 18, 2021	Paul Neumeyer, Staff

AGENDA ITEM # P.1

To authorize a Conditional Use Permit (CUP) for the reconstruction of an off-premise digital and static message billboard in a General Industrial (GI) district, 1030 Block S. Ashland Avenue, subject to:
a. A site plan and applicable permit applications are submitted to the Department of Community and Economic Development (DCED) for review and approval.
b. The sign permit application shall not be valid unless approved by the Director of Public Works or his/her designee (Traffic Engineer).
c. The Department of Public Works shall be provided with the means to turn off a digital billboard in the case of hazardous glare, interference with the visibility or effectiveness of a traffic signal or control, or other traffic hazard caused by the sign.
d. The owner of the sign shall maintain up-to-date contact information with the Department of Public Works. The contact information is to provide 24 hours per day, 7 days per week access to a person or persons that is/are available at all times to respond to a hazardous sign situation.
e. The proposed signage shall meet all of the requirements of Chapter 13-2013(i), Green Bay Zoning Code.
f. Removal of the existing two billboard sign faces at 842 South Military Avenue, raze Project # 102966 prior to the issuance of permits related to this request.
g. No other off-premise sign owned or operated by Lamar Advertising within 350 feet of the subject request shall be converted to an electronic multiple message sign along a south facing sign face.
(Public Hearing held 05/10/21)

BACKGROUND

Reason for Request: To permit the reconstruction of an off-premise billboard.

Surrounding Zoning and Land Uses:

SUBJECT	General Industrial (GI), existing billboard/vacant railroad property.	
NORTH	General Industrial (GI)	Vacant railroad property
SOUTH		Vacant public right-of-way
EAST	General Industrial (GI)	Railroad right-of-way/industrial uses
WEST	General Industrial (GI)/ Low Density Residential (R1)	Vacant railroad property/low density residential uses

Comprehensive Plan: The 2022 Smart Growth Plan designates the subject area as Park.

Consistency Analysis: While Ch. 66.1001 Wis. Stats. does not specifically require conditional uses to meet the consistency requirement, the proposed conditional use permit is consistent with the comprehensive plan. The proposed use of the subject property is compatible with and is not contradictory

to the applicable recommended policy and the future land use map.

Report: The subject property is located immediately east and near the apex of the South Ashland Avenue overpass. The site is a vacant portion of the Wisconsin Central Railroad abandon rail yard. The parcel contains three (3) fragment parcels each having the same tax parcel number, 1-1404 and are split by the railroad right-of-way on the east and South Ashland Avenue in the middle. The parcel has a General Industrial (GI) along with like zoning to the north and southeast with residential zoning to the southwest of the subject site.

The site currently contains a two-sided static message billboard approximately 60 ft. in overall height with a height of the sign at approximately 30 ft. above the road grade. The proposal would be to reconstruct the sign in its current location, maintain the static message on the north side of the sign panel and add a digital message panel on the south facing sign panel. Each side of the sign would be a 14 ft. x 48 ft. sign panel approximately 672 Sq. ft. A copy of the engineered plans are attached within this agenda packet as well as correspondence from the applicant regarding the lease agreement with the property owner regarding the installation of the sign.

The existing sign is approximately south 285 ft. from another two-sided static message billboard on the west side of S. Ashland Avenue, southbound lane; S. Ashland Avenue is also a State connecting highway, STH 32.

In the review of the proposed reconstructed billboard, the requirements of Chapter 13-2013, in addition to the requirements of Chapter 13-2013(i), related to multiple message signs. Multiple message billboard signage is only permitted as a Conditional Use Permit (CUP) under Chapter 13-2013(i). The proposed static message panel on the north of the structure is compliant with the requirements of Chapter 13-2013.

The standards for the multiple message sign proposed on the south side of the building board is subject to the following requirements found in Chapter 13-2013(i):
(i) Multiple message sign operation. (Amd. GO 13-09) Multiple message signs are permitted as a conditional use. To be considered for a conditional use permit, such signs must meet all regulations of this chapter and the following:
(1) Standards for multiple message signs.
a. The transition time, or the time it takes to change the message (electronically, via louver rotation, or other means), shall be one second or less.
b. The time the message remains in a fixed position shall be eight seconds or more, and movement or animation is prohibited.
c. Audio speakers and all forms of pyrotechnics are prohibited.
d. Electronic multiple message signs (digital billboards) shall be equipped with automatic dimming capability, and light produced by such signs shall not exceed 0.3 foot candles over ambient light levels. The ambient light reading is taken at least 30 minutes past sunset with the sign turned off or displaying all black copy. The fully lit reading is taken with the sign displaying all white copy. Measurement of light levels should be taken perpendicular to the face of the sign, and the following distances should be used as guidelines to determine where to take measurements:
i. 100 square foot or smaller sign to be measured 100 feet from source
ii. Greater than 100 to 350 square foot sign to be measured 150 feet from source
iii. Greater than 350 to 650 square foot sign to be measured 200 feet from source
iv. Greater than 650 to 700 square foot sign to be measured 250 feet from source
e. Spill-over light exceeding 0.2 foot candles as measured at a residential property line is prohibited.
(2) Mitigation of multiple message signs. Since the maximum number of off-premise signs permitted in the City is fixed at the number in the current sign inventory, and because multiple message signs can display multiple messages, a new multiple message sign (whether new construction or sign replacement) shall be mitigated. In addition to meeting the requirements of subpar. (j), a new multiple message sign must earn at least 5 mitigation points per sign face. One or more existing billboards will be removed as part of the mitigation process.
a. Mitigation points can be earned in the following ways. Note that points are assessed and required per sign face.
i. Five (5) points per sign face for the removal of a billboard that is nonconforming due to location in the CBD, a

natural area, or a historic district
ii. Four (4) points per sign face for the removal of any other nonconforming billboard iii. Three (3) points per sign face for the removal of a conforming billboard that is capable in its existing structural condition of safely supporting a multiple message sign of the same area as the existing sign face iv. Two (2) points per sign face for the removal of any other existing billboard that is not capable in its existing structural condition of safely supporting a multiple message sign of the same area as the existing sign face
v. One (1) additional point per sign face for the removal of a billboard visible from a street or highway with a functional classification of Interstate, Freeway, or Principal Arterial
vii. No points are awarded for the replacement of an existing billboard (While a digital billboard may be approved where an existing static sign has been removed from a conforming location, this sign removal does not count toward the required mitigation points. The points must be obtained from other sign sites.)
b. A mitigation plan shall be submitted for review by the Planning Department, and more than one new multiple message sign may be included in a single mitigation plan. The cumulative points earned for sign removal may be applied to multiple signs within a single mitigation plan and sign permit application. However, any excess points remaining are not carried over or "banked" for future applications. In other words, mitigation points will not be tracked beyond a single sign project which may involve multiple new signs. The reason for this is to avoid conflicts between mitigation points and the existing cap on the total number of allowable off-premise signs.
c. If the cumulative result of a sign project and mitigation plan is a net reduction in signs, then the maximum allowable number of off-premise signs for the City as a whole will be reduced immediately. This means that signs removed under a mitigation plan can only be replaced with the multiple message sign(s) being mitigated. They cannot be replaced with other signs in the future.
(3) Permitted locations of multiple message signs
a. Sign message must be directed to a state or federal highway, or a designated connecting highway, as mapped by the Wisconsin Department of Transportation in accordance with Ch. 84.02(12), Wis. Stats.
b. Signs with a variable message face visible to drivers approaching an intersection, where drivers must also watch for cross traffic, bikes, and/or pedestrians, must comply with the following setbacks from that intersection as measured from the street right-of-way line.
i. 100 square foot or smaller sign to be set back at least 100 feet
ii. Greater than 100 to 350 square foot sign to be set back at least 150 feet
iii. Greater than 350 to 650 square foot sign to be set back at least 200 feet
iv. Greater than 650 to 700 square foot sign to be set back at least 500 feet
c. Such signs shall not be located within one hundred (100) feet of residential district boundaries, school property, or public parks and parkways (including those so designated on the Official Map) if said signs are perpendicular to or facing away from such uses. This distance increases to four hundred (400) feet if signs are facing (oriented with message side parallel) said uses.
(4) Hazard abatement.
a. If the Director of Public Works or his/her designee finds that an electronic multiple message sign (digital billboard) is causing interference with the visibility or effectiveness of a traffic signal or control, the sign shall be turned off without delay.
b. If the Director of Public Works or his/her designee finds that an electronic multiple message sign (digital billboard) is malfunctioning in a fashion that creates a hazardous glare or other traffic hazard, the sign shall be turned off without delay.
c. In such a situation, the owner of the sign must then meet with City staff to determine how to rectify the situation, and the sign shall not be turned back on without City staff approval.
d. Each sign owner is to maintain up-to-date contact information with the Department of Public Works for such purposes. The contact information is to provide 24-7 (24 hour per day, 7 days per week) access to a person or persons that is/are available at all times to respond to a hazardous sign situation.
(5) Standard conditions of approval. The following are the minimum conditions of approval that shall be applied to the conditional use permit. Other appropriate conditions of approval may also be required by the Plan Commission and City Council.
a. A site plan and applicable permit applications (sign permit, electrical permit, building permit) shall be required for erecting a new multiple message sign or for converting an existing static display sign to a multiple message sign.

b. The sign permit application shall not be valid unless approved by the Director of Public Works or his/her designee (Traffic Engineer).
c. A mitigation plan shall be submitted for review and approval by the Planning Department.
d. If the US Department of Transportation, Federal Highway Administration concludes before June 1, 2010 that digital billboards or their particular operation are detrimental to traffic safety, then the hazard posed by this sign shall be resolved. If the hazard can be effectively resolved by adjusting the brightness, length of display, or other such performance issue, then this shall be allowed as the course of action. If the hazard cannot be effectively resolved by adjusting the performance of the sign, then the sign shall be removed and may be replaced with an approvable sign.
e. The Department of Public Works shall be provided with the means to turn off a digital billboard in the case of hazardous glare, interference with the visibility or effectiveness of a traffic signal or control, or other traffic hazard caused by the sign.

The Zoning Ordinance Section 12-205(e) establishes seven standards for the Plan Commission to consider when reviewing a conditional use permit:

1. *The establishment, maintenance, or operation of the conditional use will not be detrimental to or endanger the public health, safety, or general welfare.*
2. *The establishment of the conditional use will not impede the normal and orderly development and improvement of the surrounding property for uses permitted in the district.*
3. *The conditional use, its exterior architectural design, and functional plan of any proposed structure will not be injurious to the use of other property in the immediate vicinity nor substantially diminish or impair property values within the surrounding neighborhood.*
4. *Adequate utilities, access roads, drainage, and/or necessary facilities have been or are being provided.*
5. *Adequate measures have been or will be taken to provide ingress and egress and so designed as to minimize traffic congestion.*
6. *The conditional use shall have adequate parking facilities as specified in subchapter 13-1700.*
7. *The conditional use shall, in all other respects, conform to the applicable regulations of the district in which it is located and all other applicable city ordinances.*

In the review of the requirements above in Chapter 13-205(e) and the standards found 13-2013(i), staff believes the applicant has demonstrate compliance with current requirements. The proposed CUP does not conflict with the current and future land uses as reflected in the City's Comprehensive Plan.

Regarding the standard 13-2013(i)(3)c), the proposed digital sign not located within 100 ft. of residential district boundaries, school property or public park/parkway. The sign is within 400 ft. of as residential district however, the sign face is perpendicular to the zoning district and does not prohibit the sign placement; signage parallel to or facing the zoning district would not be permitted.

Two sign faces that were approved under the raze permits for 842 S. Military Avenue total 6 points, enough to add a digital message panel on the south facing sign face and meet the mitigation requirements found in Chapter 13-2013(i)(2). The proposed sign does conflict with any street intersection and has preliminary consent from the City Traffic Engineer, see attached.

Ald. Brian Johnson and adjacent property owners within 400 ft. of the site have been notified of the request. As of the drafting of this report, staff has received no objections or and one call regarding this request.

RECOMMENDATION

Approval of the request, subject to:

1. A site plan and applicable permit applications are submitted to the Department of Community and

Economic Development (DCED) for review and approval.

2. The sign permit application shall not be valid unless approved by the Director of Public Works or his/her designee (Traffic Engineer).
3. The Department of Public Works shall be provided with the means to turn off a digital billboard in the case of hazardous glare, interference with the visibility or effectiveness of a traffic signal or control, or other traffic hazard caused by the sign.
4. The owner of the sign shall maintain up-to-date contact information with the Department of Public Works. The contact information is to provide 24 hours per day, 7 days per week access to a person or persons that is/are available at all times to respond to a hazardous sign situation.
5. The proposed signage shall meet all of the requirements of Chapter 13-2013(i), Green Bay Zoning Code.
6. Removal of the existing two billboard sign faces at 842 South Military Avenue, raze Project # 102966 prior to the issuance of permits related to this request.
7. No other off-premise sign owned or operated by Lamar Advertising within 350 feet of the subject request shall be converted to an electronic multiple message sign along a south facing sign face.

FISCAL IMPACT

ATTACHMENTS

1. ZP 21-03 letter
2. Revised App Info
3. Lease Agreement
4. Engineered {Plans
5. 20201120140214025 Raze App
6. Dave Hansen - 1030 Block South Ashland Avenue

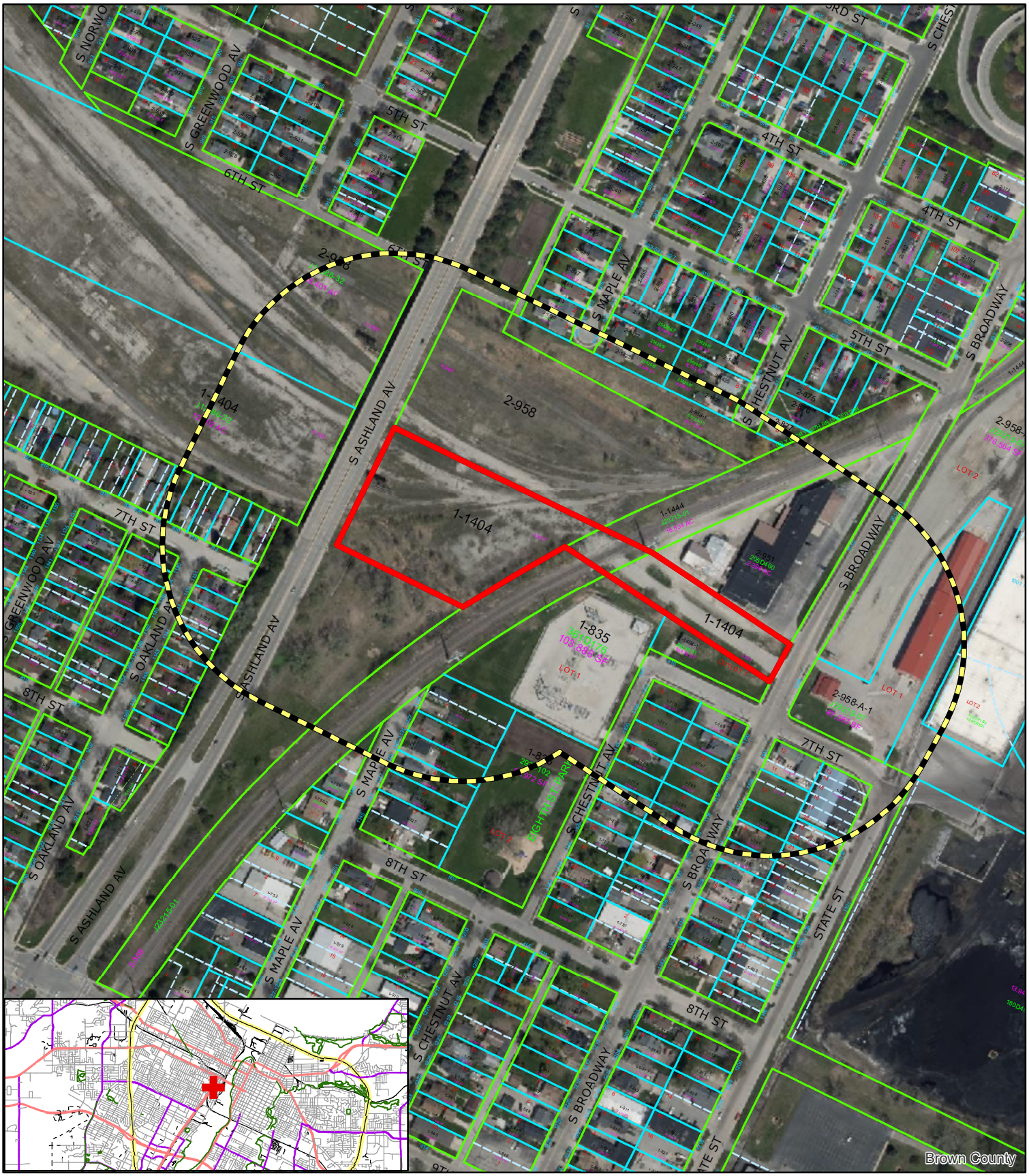

Zoning Petition (ZP 21-03)
Proposed Conditional Use Permit (CUP)
1030 Block South Ashland Avenue

Subject Area

200' Property Owner Notice

0 5,000 10,000 Feet

N

This is a compilation of records and data located in various City of Green Bay offices and is to be used for reference purposes only. The City of Green Bay is not responsible for any inaccuracies or unauthorized use of the information contained within. No warranties are implied.
Map prepared by PN

Web Search - Brown County, Wisconsin - Property Summary

Property: 1-1404

Search powered by GCS

Report-/Print engine
List & Label ® Version 19:
Copyright combit® GmbH
1991-2013

Tax Year	Prop Type	Parcel Number	Municipality	Property Address	Billing Address
2021	Real Estate	1-1404	231 - CITY OF GREEN BAY	0 TENTH AVE	ATTN: PAUL SAUDER; CN RAILWAY WISCONSIN CENTRAL LTD 1607 W 2ND ST APPLETON WI 54914

Tax Year Legend: = owes prior year taxes = not assessed = not taxed Delinquent Current

Summary

Property Summary

Parcel #:	1-1404
Alt. Parcel #:	
Parcel Status:	Current Description
Creation Date:	7/18/2006
Historical Date:	
Acres:	12.005
Area (sq ft):	522937.000

Property Addresses

Primary	Address
✓	0 TENTH AVE
	0 S ASHLAND AVE

Owners

Name	Status	Ownership Type	Interest
WISCONSIN CENTRAL LTD	CURRENT OWNER		
WISCONSIN CENTRAL LTD	FORMER OWNER		

Parent Parcels

No Parent Parcels were found

Child Parcels

No Child Parcels were found

Abbreviated Legal Description

(See recorded documents for a complete legal description)

12.005 AC M/L R-O-W OVER PC5W BOUNDED AS FOLLOWS: N BY S/L OF PC 4, 205 D 460, 141 D 41, 4 CSM 117, 300 D 594 & 180 D 578; E BY FOX RIVER; S BY 180 D 466, 7TH ST, 2012380 & NICOLET ADD BLK 1; W BY W/L 11TH AV & PINECREST ADDN BLKS 5 & 6 EX THAT PRT LYG S OF 100 FT RR R-O-W LYG BETWEEN S BROADWAY & FV&W RR R-O-W AND LYG N OF 2012380 & 7TH ST EX RDS & EX 51 CSM 187

SITE PLAN

Part of Brown County WI

LEGEND / KEY

- Parcel Boundary
- Condominium
- Gap or Overlap
- "hooks" indicate parcel ownership crosses a line
- Parcel line
- Right of Way line
- Meander line
- Lines between deeds or lots
- Historic Parcel Line
- Vacated Right of Way

SC-190-2	Parcel ID Number
2880257	Document Number
0.814 AC	Area of parcel
279.8'	Line Distance
3547	Address

A complete map legend (map key) is available at:
https://tinyurl.com/BrownDogKey

Map printed 3/12/2021

N W E S

1:2,400
1 inch = 200 feet*
1 inch = 0.0379 miles*
*original page size is 8.5" x 11"
Appropriate format depends on zoom level

This is a custom web map created by an online user of the GIS map services provided by the **Brown County Wisconsin Planning & Land Services Department**

Brown County Planning & Land Services

(920) 448-6480
maps.gis.co.brown.wi.us

SITE PLAN

Part of Brown County WI

LEGEND / KEY

- Parcel Boundary
- Condominium
- Gap or Overlap
- "hooks" indicate parcel ownership crosses a line
- Parcel line
- Right of Way line
- Meander line
- Lines between deeds or lots
- Historic Parcel Line
- Vacated Right of Way

SC-190-2	Parcel ID Number
2880257	Document Number
0.814 AC	Area of parcel
279.8'	Line Distance
3547	Address

A complete map legend (map key) is available at:
https://tinyurl.com/BrownDogKey

Map printed 4/12/2021

N W E S

1:1,800
1 inch = 150 feet*
1 inch = 0.0284 miles*
*original page size is 8.5" x 11"
Appropriate format depends on zoom level

This is a custom web map created by an online user of the GIS map services provided by the **Brown County Wisconsin Planning & Land Services Department**

Brown County Planning & Land Services

(920) 448-6480
maps.gis.co.brown.wi.us

RIGHT ANGLE MEDIA, INC.
16 Scott Drive ~ Churchville, PA 18966-1393 ~ (215) 357-3908

419-01970-01

Outdoor Co. Lease # 419-01970-01

RAM License # WC-1970

RIGHT ANGLE MEDIA, INC. ADVERTISING LICENSE

RIGHT ANGLE MEDIA, INC., 16 Scott Drive, Churchville, PA 18966-1393 July 24, 2015,
Hereinafter called **RAM**, hereby licenses LAMAR ADVERTISING COMPANY
hereinafter called the **Licensee**, to construct, maintain, and use, for advertising purposes only, outdoor advertising

location situated in Green Bay (Brown County), Wisconsin and described as follows:

Two paint bulletins located on the East Side of Ashland Avenue, at 7th Street.

RENT CLAUSE: $4,500.00 per year, and/or 25% of the gross revenue after agency commission, whichever may be greater, but not less than $4,500.00 per year. Copies of contracts must be submitted upon request.

on property of CN / Wisconsin Central Ltd. hereinafter called the **Railroad Company,** for a period of (1) year from September 10, 2015, and thereafter for additional period of one (1) year unless terminated by either RAM or the Licensee on thirty (30) days written notice served prior to the end of any one license year, or unless terminated by RAM in accordance with Paragraph 4 for an annual fee of Four Thousand – Five Hundred * Dollars ($ 4,500.00 *) payable by the Licensee to RAM in advance of each twelve (12) month period. The existence of any term in excess of one (1) year shall not prevent RAM from establishing an increase in fee at the end of any one (1) license year. *** SEE PERCENTAGE RENT CLAUSE LISTED ABOVE.**

THIS LICENSE IS SIGNED IN TRIPLICATE BY THE LICENSEE AND ACCEPTED BY RAM SUBJECT TO THE TERMS AND CONDITIONS PRINTED ON THE PAGES ATTACHED HERETO. RAM SHALL NOT BE BOUND BY ANY ORAL STATEMENT OR REPRESENTATION.

Accepted:

RIGHT ANGLE MEDIA, INC.
16 Scott Drive
Churchville, PA 18966-1393

By: _____
President

Date 8/25/15

Licensee Lamar Advertising Company

Signature _____

By (please print) DON SNYDER

Title Gen. Mngr / VP

Address 1800 Scheuring Road, Suite C
DePere, WI 54115

Phone (920) 347-3490

ADDENDUM
WC/1970

*Rental Terms: Static sign face 1 (14' x 48') sign facing north.

Years 1 to 5	Base Rental $2,250.00 or 25% of the gross revenue less agency commission (not to exceed 162/3%), whichever is greater, but no less than $2,250.00 per year.
Year 6 to 10	Rental will be adjusted according to market rates.

*Rental Terms: 15-year term of digital sign face 1 (14' x 48') LED sign facing south:

Years 1 to 2	Base Rental: $7,750.00 or 20% of the gross revenue less agency commission (not to exceed 162/3%), whichever is greater, but no less than $7,750.00 per year.
Years 3 to 5	Base Rental: $10,000.00 or 20% of the gross revenue less agency commission (not to exceed 162/3%), whichever is greater, but no less than $10,000.00 per year.
Years 6 to 10	Base Rental: $12,000.00 or 20% of the gross revenue less agency commission (not to exceed 162/3%), whichever is greater, but no less than $12,000.00 per year.
Years 11 to 15	Base Rental: $15,000.00 or 20% of the gross revenue less agency commission (not to exceed 162/3%), whichever is greater, but no less than $15,000.00 per year.

.

Notwithstanding the above term, the railroad shall maintain the right to terminate subject location for any purposes consistent with its core business but not to install or to allow another to install a signboard within 1,000' of this location on the same side of the road during the full 15-year term of said agreement. Said termination provisions will be as noted in the main license. In the event of a conflict between the license and the addendum the addendum will control.

During the first seven years of this Licensee shall have the option to convert the north face to an LED display at the same financial terms as the south face. The total length of said conversion shall be limited to the length of the initial agreement and run concurrently with terms of same.

This agreement shall commence on the first of the month closest to completion of construction however, licensor has right to terminate is construction does not commence in six months. This agreement is subject to receipt of railroad design and engineering approval prior to construction.

Lamar Outdoor Advertising — Date: 4/8/2021

Robert F. Orlando
Right Angle Media, Inc. — Date: 04 / 07 / 2021

March 15, 2021

Re: WC/1970 existing sign

To whom it may concern:

Please be advised that Right Angle Media, Inc. is the authorized agent of the Wisconsen Central Ltd. Railroad Company with regard to its billboard portfolio.

In our capacity as agent, we authorize Lamar Outdoor Advertising, Inc. or it's designee to apply for any and all permits necessary for the conversion of the existing advertising sign on railroad property in the City of Green Bay, State of Wisconsin. Kindly accept their applications on behalf of the railroad.

If you should have any questions, please do not hesitate to contact me at (215) 806-8214.

Sincerely,

Robert F. Orlando
President

RIGHT ANGLE MEDIA, INC.

16 Scott Drive - Churchville, PA 18966-1393 - 215-357-3908 - www.RightAngleMediaInfo.com

66-9689

REV.	CHANGE	BY	DATE

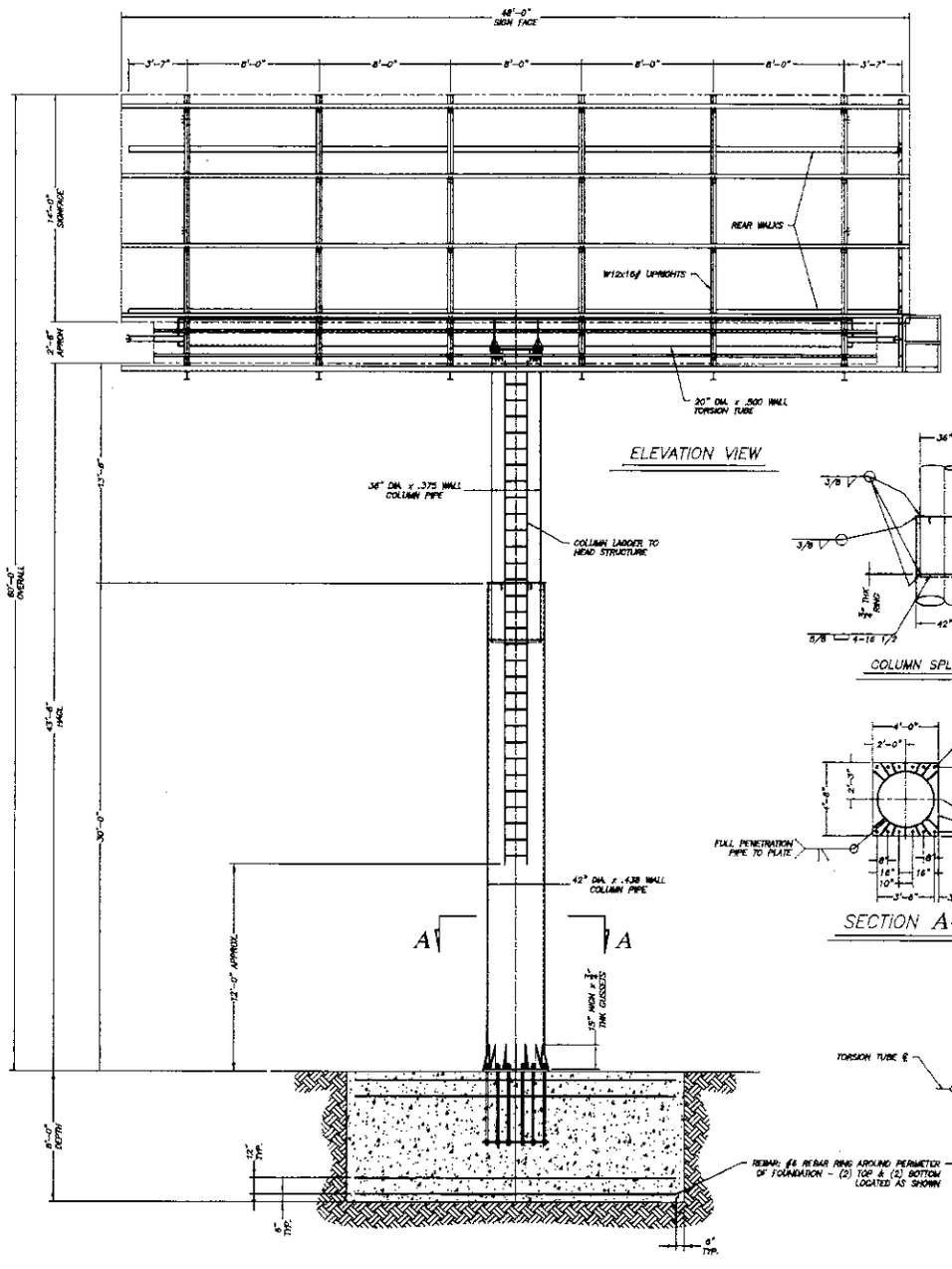

ELEVATION VIEW

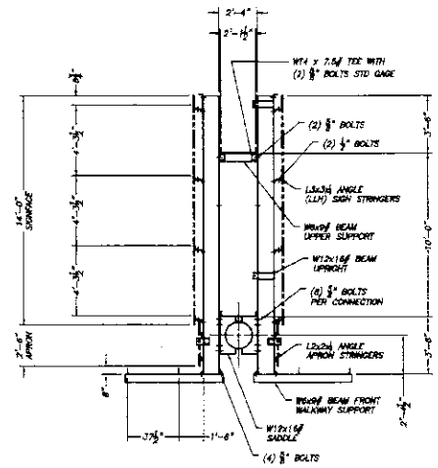

TYP CROSS SECTION VIEW

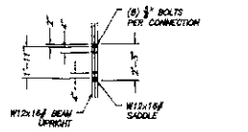

SADDLE BEAM TO UPRIGHT CONNECTION

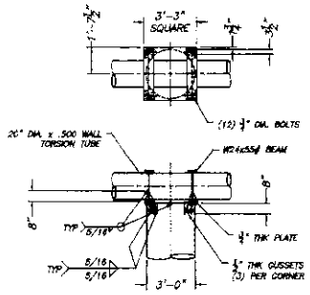

TORSION TUBE CONNECTION

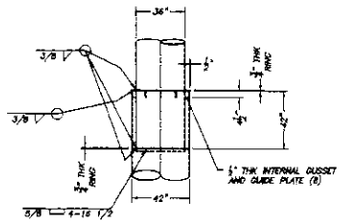

COLUMN SPLICE DETAIL

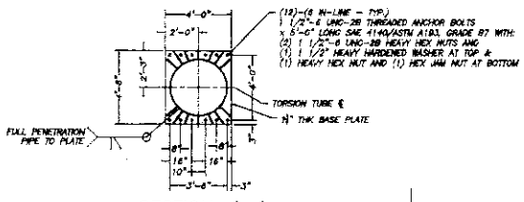

SECTION A-A

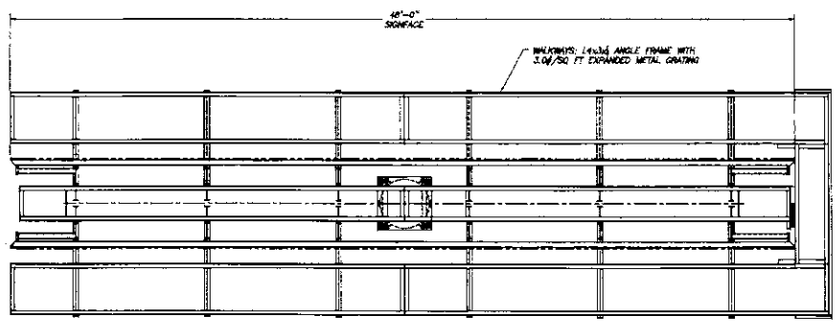

PLAN VIEW

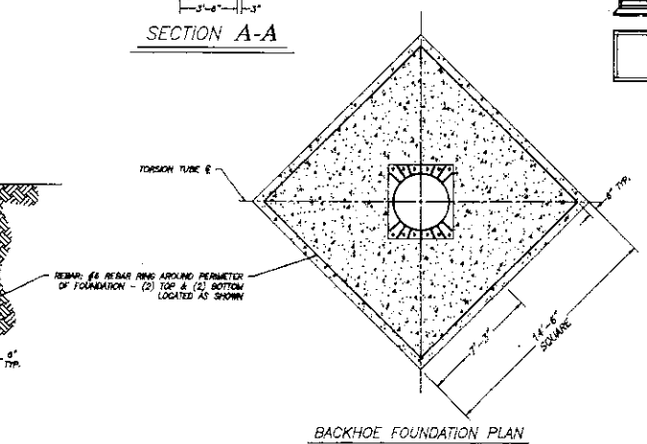

BACKHOE FOUNDATION PLAN

SPECIFICATIONS:

1. STEEL ROLLED "W" BEAM SECTIONS: ASTM A992
   ALL OTHER STEEL ROLLED SECTIONS: ASTM A36
2. PIPE SECTIONS: A.P.I. 5L X52
3. BOLTS: MINIMUM 1/2" DIAMETER UNC. ALL BOLTS GRADE F3125 A325 UNLESS OTHERWISE SPECIFIED.
4. CONCRETE: 3000 P.S.I. @ 28 DAYS.
5. HORIZONTAL SOIL PRESSURE: 300#/FT²/FT.
6. THIS DESIGN MEETS THE REQUIREMENTS OF THE 2015 INTERNATIONAL BUILDING CODE FOR 115 M.P.H. (3 SEC GUST) WIND SPEED, RISK CATEGORY II, AND EXPOSURE "C".
7. ALL WELDING SHALL BE IN ACCORDANCE WITH AWS STANDARDS USING E-70 ELECTRODES.
8. ALL WALKWAYS TO HAVE SAFETY CABLES
9. REINFORCING BAR: ASTM A-615 GRADE 60
10. WIND LOADING EXCEEDS SEISMIC LOADING.
11. DESIGNED FOR WEIGHT OF (2) DIGITAL UNITS @ 7,600#/EA.

WISCONSIN STEPHEN J. HOFFMAN E-32577 PROFESSIONAL ENGINEER

2-22-2021

PRODUCTIVITY FABRICATORS

SCALE: NONE	DRAWN BY: S. DUNCAN
DATE: 12/22/20	
14' x 48' CM, BB, 60'-0" OVERALL	
LAMAR - DE PERE, WI	DRAWING NUMBER 66-9689

PROJECT PERMITS APPLICATION

www.greenbaywi.gov

All fields must be completed before permit will be processed.

Department of Community and Economic Development
100 N. Jefferson Street, Rm 608
Green Bay, WI 54301-5026
(920) 448-3300 - phone
(920) 448-3426 - fax
inspmail@greenbaywi.gov

Project Address	**Parcel #**	**Project #** (assigned by City)
842 S. Military Ave	6-456	

Property Owner	**Contractor**
Name Gerald S. Miller	Name Nick Olp
Company (if applies)	Company Lamar Advertising of Green Bay
Address 670 Springbrook Drive	Address PO Box 5846
City, State, Zip Oneida, WI 54155	City, State, Zip De Pere, WI 54115
Phone # 920-869-2966	Phone # 920-347-1769
Email	Email nolp@lamar.com

Current Land Use, Flood Plain & Zoning (check which applies)

Land Use: ☐ Vacant Lot ☐ 1-Family ☐ 2-Family ☐ Multi-Family # of units ____ ☐ Commercial (describe) Billboard

Zoning: ☐ R-1 ☐ R- 2 ☐ R-3 ☐ RR ☐ OR ☐ NC ☐ D ☒ C-1 ☐ C-2 ☐ C-3 ☐ LI ☐ GI ☐ BP ☐ PI ☐ CON ☐ TND

Flood Plain: ☐ Yes Base Flood Elevation (BFE) ____ ☒ No

Project Scope: (check all that apply) ☐ New ☐ Addition ☐ Alteration ☐ Repair ☐ Move ☒ Raze (demolish) ☐ Change-of-use

Height Area: Finished Unfinished Total Bldg:

Description of Project ↓: **Estimated Cost of Construction $**

To remove the existing billboard located along side the building at 842 S Military Ave. Above ground portion only

Plan Approvals

☐ PLBG Plan #____ ☐ City ☐ SBD $____
☐ SWR Plan #____ ☐ City ☐ SBD $____
☐ Foot & Found Only #____ ☐ City ☐ SBD $____
☐ Erosion Control #____ ☐ City ☐ SBD $____
☐ Building Plan #____ ☐ City ☐ SBD $____
☐ HVAC Plan #____ ☐ City ☐ SBD $____
☐ Site Plan #____ $____

Contractors (UDC Numbers Required): DCC # DCQ #

☐ BLDG - Lamar Advertising	Bldg Fee $ 70.00
☐ ELEC –	Elec Fee $
☐ HVAC –	Hvac Fee $
☐ PLBG – _____ # of Fixtures	Plbg Fee $
☐ SWRS – ☐ Water Fee $____ ☐ Storm Fee $____ Assessment $____ ☐ Sanitary Fee $____ Assessment $____	Swrs Fee $
☐ CERTIFICATE OF OCCUPANCY	C.O. $
☐ EROSION CONTROL	Erosion Ctrl $
☐ ADDITIONAL PERMITS (Sprinklers #____, Curb Cut, Flood Plain, Temp. Occupancy, Etc.) (Please List)	Addl. Fee $
☐ DOUBLE FEE PERMIT [s.15.07(b)] If application for a building permit has not been obtained prior to commencement of the job, applicable permit fee shall be doubled.	Double Fee $

Application Signature The applicant certifies that information submitted herein is accurate; agrees to comply with the Wisconsin Administrative Code, Municipal Ordinance, and with the conditions of this permit; and understands that permit issuance creates no legal liability, expressed or implied, on the Department or Municipality.

Kenneth Laurent — **Signature of Applicant**

11-20-20 — **Date**

For Office Use Only

Reviewed By / Credential #	Class Code	Census	Receipt No.	Total Fee

To schedule an inspection, submit an online Inspection Request or call (920) 448-3300 at least one business day in advance. Final inspections are required for all projects.

PANEL #24161

S MILITARY AV 150 FT N/O 6TH ST

LOCATION #1

ADVERTISING STRENGTHS: This eye catching bulletin unit is located on the West Side of Green Bay. It is a major thoroughfare that connects the Northside to the Southside. It targets traffic heading to retail shops, restaurants and St. Mary's Hospital. It is also in a very diverse area of Green Bay.

WEEKLY IMPRESSIONS:	54,180*
MEDIA TYPE/STYLE:	Permanent Bulletin - Regular
LAT/LONG:	44.521440489999996 / -88.06614205
MARKET:	GREEN BAY
GEOPATH ID:	30642097
PANEL SIZE:	10' 6" x 36' 0" View Spec Sheet
VINYL SIZE:	11' 6" x 37' 0"
FACING/READ:	South / Left
ILLUMINATED:	YES
ADVERTISER:	"ONCE UPON A CRIME" SELAH FREEDOM & THE SELAH WAY FOUNDATION
SHIPPING ADDRESS:	1800 Scheuring Road De Pere, WI 54115

*Impression values based on Total Population

PANEL #24163

S MILITARY AVE 150 FT N/O 6TH ST

LOCATION #1

ADVERTISING STRENGTHS: This junior bulletin is side by side with a poster. This bulletin is situational in an area of Green Bay that is surrounded by shopping stores, fast food resturants and many service stores. It is located along Military Avenue and heads right towards Lombardi Ave.

WEEKLY IMPRESSIONS:	51,635*
MEDIA TYPE/STYLE:	Junior Bulletin - Regular
LAT/LONG:	44.521440489999996 / -88.06614205
MARKET:	GREEN BAY
GEOPATH ID:	30809691
PANEL SIZE:	10' 6" x 12' 0" View Spec Sheet
VINYL SIZE:	11' 6" x 13' 0"
FACING/READ:	North / Right
ILLUMINATED:	YES
ADVERTISER:	AMERICAN FAMILY INSURANCE ZIARRA LINK
SHIPPING ADDRESS:	1800 Scheuring Road De Pere, WI 54115

*Impression values based on:Total Population

From:	Dave Hansen
To:	Paul Neumeyer
Cc:	Steven Grenier
Subject:	RE: Proposed Billboard Reconstruction - 1030 Block South Ashland Avenue
Date:	Tuesday, May 4, 2021 2:32:38 PM
Attachments:	image001.png

Paul,

I have no concerns with the billboard upgrade as submitted. I am curious though what would happen to this billboard if the City ever decides to remove the overpass structure and convert S Ashland Ave to an at-grade roadway.

Dave

From: Paul Neumeyer [mailto:Paul.Neumeyer@greenbaywi.gov]
Sent: Tuesday, May 04, 2021 2:16 PM
To: Dave Hansen
Subject: Proposed Billboard Reconstruction - 1030 Block South Ashland Avenue

Dave:

Lamar Advertising is proposing to reconstruct a billboard structure and convert an existing off-premise billboard sign panel from a static display to a digital one for the south facing sign face in the 1030 Block of South Ashland Avenue, see attached. Section 13-2013 of the Zoning Code allows for the Director of Public Works or his designee (Traffic Engineer) to review proposed placement of digital billboards. Please review this location for potential traffic hazards or concerns.

This request will be presented to the Green Bay Plan Commission on Monday, May 10, please provide comments no later than the end of the day Thursday, May 6.

Best Regards,

Paul Neumeyer
Zoning Administrator
City of Green Bay Department of
Community and Economic Development
100 North Jefferson St., Room 608
Green Bay, WI 54301-5026
Paul.Neumeyer@greenbaywi.gov
920.448.3405
www.greenbaywi.gov

Report to the
Green Bay Plan Commission

MEETING DATE	PREPARED BY
May 18, 2021	Stephanie Hummel, Staff

AGENDA ITEM # P.2

To authorize a Conditional Use Permit (CUP) for the number of the maximum allowable parking stalls per Chapter 13-1714(f) along the 800 Block of S. Huron Road, subject to:
a. Resubmission of a site plan to comply with Chapter 13-1821.
b. Compliance with all the regulations of the Green Bay Municipal Code not covered under the Conditional Use Permit, including standard site plan review and approval.
(Public Hearing held 05/10/21)

BACKGROUND

Primary Address: 800 Block S. Huron Road

Reason for Request: To allow more than 200 percent of the required parking stalls for a restaurant.

Surrounding Zoning and Land Uses:

SUBJECT	Highway Commercial (C2)	Vacant/Farmland
NORTH	Varied Density Residential (R3)	Vacant/Farmland
SOUTH	Planned Unit Development (PUD)	Gas Station
EAST	Planned Unit Development (PUD)	Commercial
WEST	Varied Density Residential (R3)	Vacant/Farmland

Comprehensive Plan: The 2022 Smart Growth Plan designates the subject area for Commercial uses. Consistency Analysis: While Ch. 66.1001 Wis. Stats. does not specifically require conditional uses to meet the consistency requirement, the proposed conditional use permit is consistent with the comprehensive plan. The proposed use of the subject property is compatible with and is not contradictory to the applicable recommended policy and the future land use map.

Report: The subject property is a new parcel (#21-172-4) created along the 800 Block of S. Huron Road for the development of a restaurant. This parcel is 33,974 square feet. The approval of the request would allow for the new restaurant, Scott's Subs, to exceed the maximum number of parking stalls allowed on their parcel per Section 13-1714(f) of the Zoning Code. The site plan is compliant aside from parking.

Section 13-1714 determines minimum parking required for a site based on their use. For the size of their proposed building and outdoor seating area, Scott's Subs is required to have 12 parking stalls. They initially proposed 35 parking stalls. To get their Site Plan approved, they removed 11 stalls to meet their maximum of 24 stalls (see "approved site plan" attachment). The CUP is required to allow the original 35 stalls (see "proposed site plan" attachment). Section 13-1714(f) reads as follows:

(f) Limit on the Number of Off-Street Parking Spaces Provided. No site plan may be approved for a multiple-family or nonresidential use which contains more than two (2) times the development's minimum number of required parking spaces, except as granted through a conditional use permit. Parking facilities containing 20 stalls or less are exempt from this regulation. The following criteria shall be reviewed in considering a conditional use permit request:
(1) The proposed development has unique or unusual characteristics (such as high sales volume or low parking turnover) which creates a parking demand that exceeds the maximum ratio and does not typically apply to comparable uses.
(2) The lot is designed to allow for more intensive future site development that will create and utilize the additional parking demand.
(3) The need for additional parking cannot be reasonably met through provision of shared parking with nearby uses.

In the review of the Conditional Use Permit (CUP), the Zoning Ordinance Section 12-205(e) establishes seven standards for the Plan Commission to consider when reviewing a CUP:

1. The establishment, maintenance, or operation of the conditional use will not be detrimental to or endanger the public health, safety, or general welfare.
2. The establishment of the conditional use will not impede the normal and orderly development and improvement of the surrounding property for uses permitted in the district.
3. The conditional use, its exterior architectural design, and functional plan of any proposed structure will not be injurious to the use of other property in the immediate vicinity nor substantially diminish or impair property values within the surrounding neighborhood.
4. Adequate utilities, access roads, drainage, and/or necessary facilities have been or are being provided.
5. Adequate measures have been or will be taken to provide ingress and egress and so designed as to minimize traffic congestion.
6. The conditional use shall have adequate parking facilities as specified in subchapter 13-1700.
7. The conditional use shall, in all other respects, conform to the applicable regulations of the district in which it is located and all other applicable city ordinances.

When considering the request in relation to the standards, planning staff believes there is a deficiency with the sixth standard:

Standard 6: Section 13-1714(f) is not met with this application. Subsection 1 is not met as there is no excessive need for the use proposed. A sub shop is a mix of dine-in and grab-and-go, neither would require excessive parking times for customers. Subsection 2 is not met as this site is a new parcel with no room for future expansion that may need the excess parking. Subsection 3 is met as there is no reasonable shared parking solution.

Staff feels the proposed restaurant is a proper use for this area. However, the excessive parking is not supported by our criteria in Section 13-1714(f). Ald. Veronica Corpus-Dax and adjacent property owners have been notified of the request. As of the drafting of this report, staff has received no inquiries regarding this request.

RECOMMENDATION

Denial of request.

FISCAL IMPACT

ATTACHMENTS

1. ZP 21-09 Map

2. ZP 21-09 Proposed Site Plan, Scott's Subs
3. ZP 21-09, Approved Site Plan, Scott's Subs

(ZP 21-09) Conditional Use Permit
to Exceed Maximum Parking
along 800 Block S. Huron Road

0 55 110 220 Feet

N

Subject Parcel

200-ft. Notification Area

This is a compilation of records and data located in various City of Green Bay offices and is to be used for reference purposes only. The City of Green Bay is not responsible for any inaccuracies or unauthorized use of the information contained within. No warranties are implied. Map prepared by City of Green Bay Department of Community and Economic Development. E.R. 28 Apr 2021 I:\DeptData\Planning\City\CityActions\Zoning_Petitions\ZoningPetitions2021\ZP 21-09 CUP for max number of stalls-800 Block S Huron Rd\ZP 21-09.mxd

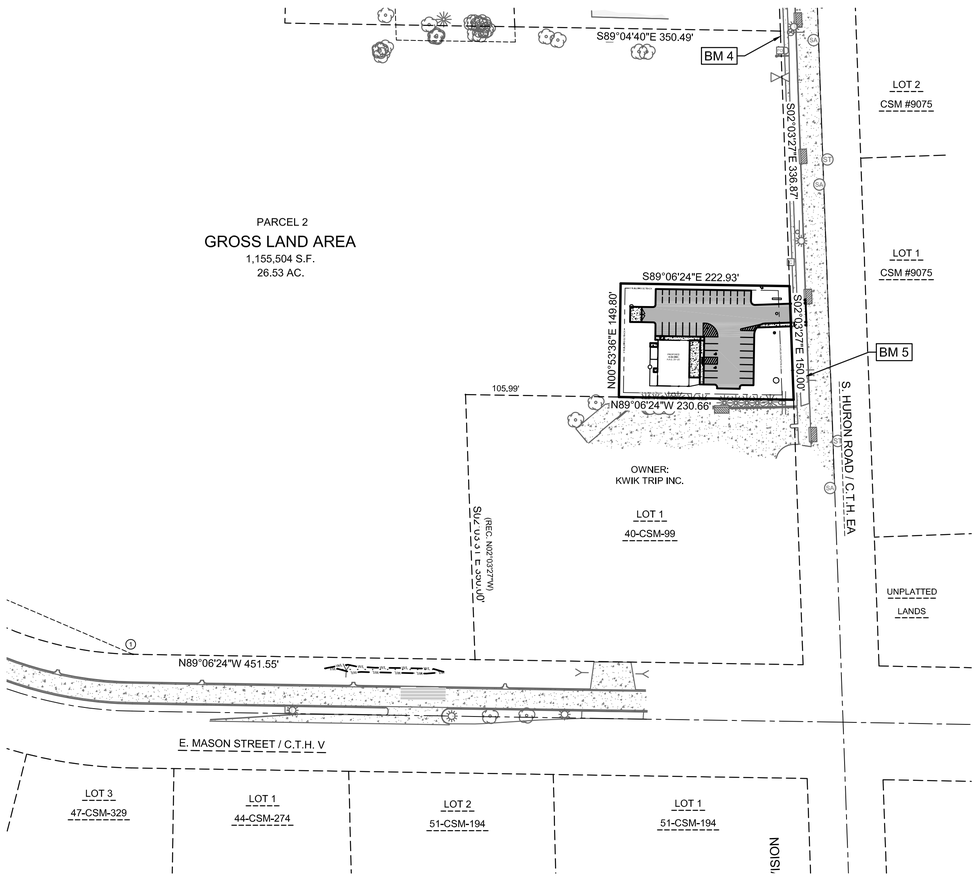

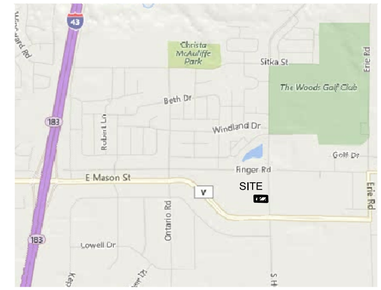

LOCATION MAP

3200 HURON ROAD
GREEN BAY, WI 54311

NOT TO SCALE

Benchmarks		
Label	Elevation	Description
BM 4	292.57	HYDRANT TAG BOLT
BM 5	290.05	HYDRANT TAG BOLT

LEGAL DESCRIPTION

PART OF THE NORTHEAST 1/4 OF THE NORTHWEST $\frac{1}{4}$, SECTION 11, T23N-R21E, CITY OF GREEN BAY, BROWN COUNTY, WISCONSIN.

CIVIL SHEETS INDEX

C0.1 COVER SHEET
C1.0 DEMOLITION PLAN
C2.0 SITE PLAN
C3.0 UTILITY PLAN
C4.0 GRADING PLAN
C5.0 EROSION CONTROL PLAN
C5.1 EROSION CONTROL DETAILS
C6.0 SITE DETAILS
C6.1 UTILITY/GRADING DETAILS
L1.0 LANDSCAPE PLAN

GENERAL NOTES:

1. THE CITY OF GREEN BAY DEPARTMENT OF PUBLIC WORKS MUST BE NOTIFIED THREE (3) WORKING DAYS BEFORE THE START OF ANY STREET CONSTRUCTION WITHIN A PUBLIC RIGHT-OF-WAY, CONTACT MATT WOICEK (920) 448-3100.
2. A TRAFFIC CONTROL PLAN AND PERMITS MUST BE OBTAINED FROM THE CITY OF GREEN BAY TRAFFIC ENGINEER BEFORE THE START OF ANY STREET CONSTRUCTION WITHIN A PUBLIC RIGHT-OF-WAY, CONTACT DAVE HANSON (920) 448-3100.

CIVIL GENERAL NOTES:

1. SURVEY WAS PERFORMED BY MACH IV ENGINEERING & SURVEYING LLC OCTOBER 1ST AND 3RD 2019.
2. SURVEY VERTICAL DATUM IS CITY OF GREEN BAY DATUM.
3. THIS SURVEY DOES NOT GUARANTEE THE EXISTENCE/ NON-EXISTENCE, SIZE, TYPE OR LOCATION OF UNDERGROUND UTILITIES. UTILITIES SHOWN ARE BASED ON ABOVEGROUND UTILITY STRUCTURES (I.E. VALVES, MANHOLES ETC.), AND AVAILABLE UTILITY MAPS AND PLANS.
4. UNLESS OTHERWISE INDICATED, ALL EXISTING STRUCTURES AND FACILITIES SHALL REMAIN.
5. PROVIDE TURF, AS SPECIFIED TO ALL DISTURBED AREAS NOT RECEIVING PAVEMENTS, CURBS, SIDEWALKS, BUILDINGS, OR LANDSCAPING, WITHIN THE LIMITS OF CONSTRUCTION.
6. NO LAND DISTURBING ACTIVITIES SHALL TAKE PLACE UNTIL ALL TEMPORARY SOIL EROSION DEVICES ARE INSTALLED.
7. ALL GRADE TRANSITIONS BETWEEN NEW AND EXISTING SHALL BE SMOOTH AND GRADUAL WITH NO SHARP OR ABRUPT CHANGES.
8. COORDINATE THE WORK OF ALL TRADES - VERIFY ALL FIELD CONDITIONS, QUANTITIES AND DIMENSIONS PRIOR TO COMMENCEMENT OF WORK. ANY DISCREPANCIES SHALL BE PROMPTLY BROUGHT TO THE ATTENTION OF THE ARCHITECT.
9. EXECUTE ALL WORK WITH CARE AS TO PROTECT FROM DAMAGE ADJACENT EXISTING FEATURES TO REMAIN. ANY SUCH DAMAGE SHALL BE REPAIRED OR REPLACED TO MATCH THE ORIGINAL CONDITION AS APPROVED BY THE ARCHITECT.
10. UNLESS REFERRED TO, OR INDICATED AS "EXISTING", ALL WORK SHOWN ON THESE DRAWINGS SHALL BE CONSIDERED AS NEW AND PROVIDED UNDER THIS CONTRACT.
11. FINISHED GRADE OF TOPSOIL (AFTER COMPACTION) SHALL BE 1/2" TO 1" BELOW TOP OF ABUTTING PAVEMENTS, SIDEWALKS, AND CURBING.
12. NO DISTURBANCE SHALL OCCUR OUTSIDE OF SITE LIMITS.
13. GENERAL CONTRACTOR SHALL OBTAIN APPROVAL FROM OWNER AND MUNICIPALITY PRIOR TO ANY LAND DISTURBANCE OUTSIDE THE CONSTRUCTION LIMITS.
14. CONTRACTOR SHALL BE RESPONSIBLE FOR OBTAINING WORK IN RIGHT OF WAY PERMITS.
15. NO HAZARDOUS MATERIALS WILL BE STORED ON-SITE.
16. FOR LEGEND AND ABBREVIATIONS SEE SHEET C0.1.
17. FOR EROSION CONTROL PLAN AND NOTES SEE SHEET C5.0 AND C5.1.
18. FOR NOTES SHOWN THUS, "(1)", SEE SHEET KEY NOTES, ON SHEET THEY APPEAR.

CIVIL LEGEND

	EXISTING	PROPOSED
CABLE PEDESTAL	C	
ELECTRIC METER		
ELECTRIC PEDESTAL	E	
GUY WIRE		
LIGHT POLE		
POWER POLE		
GAS METER		
GAS VALVE		
BOLLARD		
HANDICAP PARKING		
SANITARY CLEANOUT		CO
SANITARY MANHOLE	SA	SA
CATCH BASIN	CB	CB
CULVERT		
DOWNSPOUT		
INLET		
INLET 2' X 2'		
STORM CLEANOUT		D
STORM MANHOLE	ST	ST
FIBER OPTIC PEDESTAL	FO	
SIGN		
FIRE HYDRANT		
WATER SHUT OFF		
WATER VALVE		

	EXISTING	PROPOSED
EVERGREEN SHRUB		
EVERGREEN TREE		
TREE		
TREE SHRUB		
BUILDING OVERHANG		
UNDERGROUND CABLE	C	
OVERHEAD WIRE	OHP	
UNDERGROUND ELECTRIC	E	
GAS	G	
LANDSCAPE		
FENCE		
GUARDRAIL		
CENTERLINE		
CURB		
PARKING STRIPE		
SANITARY SEWER	SAN	SAN
CULVERT	CLVRT	CLVRT
STORM SEWER	STM	STM
FIBER OPTIC	FO	
WOOD LINE		
RETAINING WALL		
WATERMAIN	WAT	WAT
CONTOUR MAJOR	600	600
CONTOUR MINOR	602	602

	EXISTING	PROPOSED
STANDARD DUTY ASPHALT		
HEAVY DUTY ASPHALT		
BUILDING		
ASPHALT		
CONCRETE		
GRAVEL		
LANDSCAPE WOOD MULCH		
LANDSCAPE STONE MULCH		

ABBREVIATIONS

Ø	DIAMETER	MIN	MINIMUM
AC	ACRE	mm	MILLIMETER
AEW	APRON END WALL	N	NORTH
ASTM	AMERICAN SOCIETY FOR TESTING AND MATERIALS	NE	NORTHEAST
BM	BENCHMARK	OC	ON CENTER
C	CABLE	OD	OUTSIDE DIAMETER
CB	CATCH BASIN	OHP	OVER HEAD POWER
CI	CURB INLET	OL	OUTLOT
CMP	CORRUGATED METAL PIPE	PSI	POUNDS PER SQUARE INCH
CO	CLEAN OUT	PVC	POLYVINYL CHLORIDE
CSM	CERTIFIED SURVEY MAP	R	RADIUS
C.T.H	COUNTY TRUNK HIGHWAY	RAD	RADIUS
DIA	DIAMETER	RCP	REINFORCED CONCRETE PIPE
DOT	DEPARTMENT OF TRANSPORTATION	REQ	REQUIRED
E	EAST	S	SOUTH
E	ELECTRIC (BURIED)	SA	SANITARY
EL	ELEVATION	SAN	SANITARY
FDM	FACILITIES DEVELOPMENT MANUAL	SCHD	SCHEDULE
FFE	FIRST FLOOR ELEVATION	S.D.	SUMP DEPTH
FL	FLOW LINE	SQ	SQUARE
FO	FIBER OPTIC	ST	STORM
FT	FEET	S.T.H.	STATE TRUNK HIGHWAY
G	GAS	STM	STORM
G.F.E.	GROUND FLOOR ELEVATION	T	TELEPHONE
GR	GRADE	T/C	TOP OF CURB
HDPE	HIGH DENSITY POLYETHYLENE	U.S.H.	UNITED STATES HIGHWAY
INL	INLET	V	VARIES
INV	INVERT	W	WEST
M	METER	WAT	WATER
MAX	MAXIMUM	WI	WISCONSIN
MH	MANHOLE	WisDOT	WISCONSIN DEPARTMENT OF TRANSPORTATION

DIGGERS HOTLINE

CALL DIGGERS HOTLINE
1-800-242-8511
TOLL FREE

WISCONSIN STATUTE 182.0175 (1974) REQUIRES MIN. 3 WORK DAYS NOTICE BEFORE YOU EXCAVATE

THE LOCATIONS OF THE EXISTING UTILITY INSTALLATIONS AS SHOWN ON THE PLANS ARE APPROXIMATE. THERE MAY BE OTHER UNDERGROUND UTILITY INSTALLATIONS WITHIN THE PROJECT AREA THAT ARE NOT SHOWN.

100 50 0 100 200
Graphic Scale

MACH IV
ENGINEERING • SURVEYING • ENVIRONMENTAL
2260 Salscheider Court Green Bay, WI 54313
PH:920-569-5765, Fax: 920-569-5767
www.mach-iv.com

I-43 SUB SHOP

COVER SHEET

NO.	REVISION DESCRIPTION

DATE: FEBRUARY 24, 2021
DRAFTED BY: SAH / RPH
CHECKED BY: JE
PROJECT NO.: 1649-10-20
DRAWING NUMBER
SHEET NUMBER
C0.1 OF 10

R:\Jobs\1649-10-20 SCOTTS SUBS\DRAWINGS\1649-10-20 Eng.dwg 3/24/2021 2:08:33 PM

Benchmarks		
Label	Elevation	Description
BM 5	290.05	HYDRANT TAG BOLT

SHEET KEY NOTES:

1. SAW CUT CONCRETE AT NEAREST JOINT IN ACCORDANCE WITH CITY OF GREEN BAY STANDARDS
2. REMOVE CONCRETE SIDEWALK
3. REMOVE CONCRETE CURB HEAD IN ACCORDANCE WITH CITY OF GREEN BAY STANDARDS, REPLACE IN-KIND
4. CONSTRUCTION LIMITS

20 10 0 20 40
Graphic Scale

MACH IV
ENGINEERING • SURVEYING • ENVIRONMENTAL
2260 Salscheider Court Green Bay, WI 54313
PH:920-569-5765; Fax: 920-569-5767
www.mach-iv.com

I-43 SUB SHOP

DEMOLITION PLAN

NO.	REVISION DESCRIPTION

DATE: FEBRUARY 24, 2021
DRAFTED BY: SAH / RPH
CHECKED BY: JE
PROJECT NO.: 1649-10-20
DRAWING NUMBER
SHEET NUMBER
C1.0
OF 10

R:\Jobs\1649-10-20 SCOTTS SUBS\DRAWINGS\1649-10-20 Eng.dwg 3/24/2021 2:08:37 PM

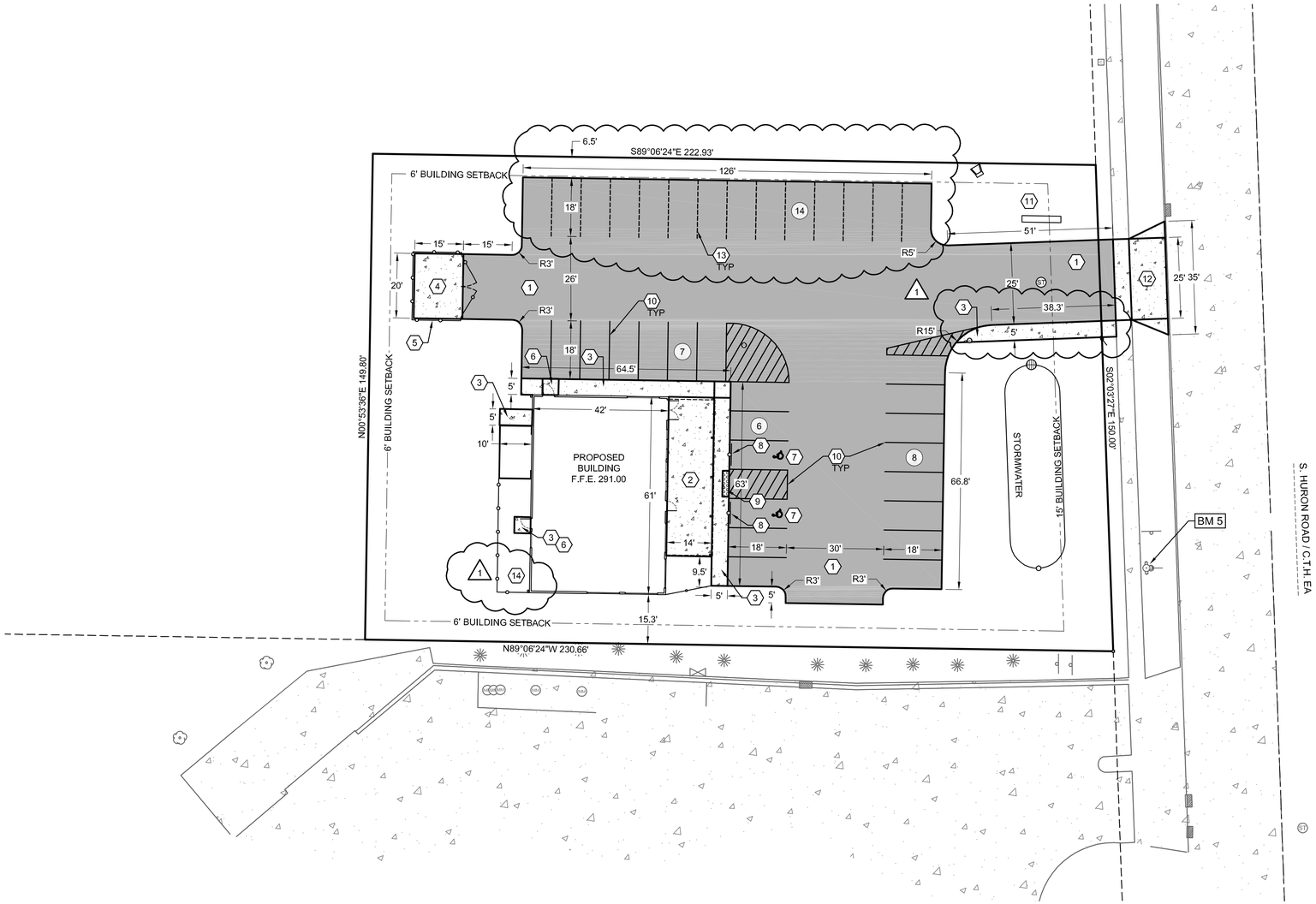

SHEET KEY NOTES:

1. STANDARD DUTY ASPHALT; SEE DETAIL A SHEET C6.0
2. CONCRETE PATIO; SEE DETAIL B SHEET C6.0
3. CONCRETE SIDEWALK; SEE DETAIL C SHEET C6.0
4. DUMPSTER PAD; SEE DETAIL D SHEET C6.0
5. DUMPSTER ENCLOSURE; REFER TO ARCHITECTURAL DRAWINGS
6. STOOP LOCATION; REFER TO ARCHITECTURAL DRAWINGS
7. ADA HANDICAP STALL; SYMBOL
8. ADA HANDICAP SIGN; SEE DETAIL E SHEET C6.0
9. ADA HANDICAP WARNING
10. 4" WIDE PAINT STRIPE; COLOR BY OWNER
11. MONUMENT SIGN
12. CONCRETE DRIVEWAY APRON; SEE DETAIL F SHEET C6.0
13. PARKING STALLS UPON APPROVAL OF CONDITIONAL USE PERMIT REQUEST (1)
14. GROUND MOUNTED MECHANICALS

SITE STATISTICS (1)

PARCEL ADDRESS:	3200 HURON ROAD
PARCELS NUMBER:	21-172-2
PARCEL SIZE:	33,974 SF (0.78 AC)
ZONING:	C-2; GENERAL COMMERCIAL
EXISTING SITE	
GREEN SPACE:	33,974 SF (100%)
IMPERVIOUS AREA	
BUILDING:	0.0 SF (0%)
PAVEMENT:	0.0 SF (0%)
TOTAL IMPERVIOUS:	0.0 SF (0%)
PROPOSED SITE	
TOTAL DISTURBED AREA:	34,816 SF (0.80 AC)
GREEN SPACE PROVIDED:	15,646 SF (46%)
IMPERVIOUS AREA	
BUILDING:	3,413 SF (10%)
PAVEMENT:	14,915 SF (44%)
TOTAL IMPERVIOUS:	18,328 SF (54%)
PARKING PROVIDED	
PARKING SPACES REQ'D/CALCS:	1 / 300 SF NET FLOOR AREA PLUS 1/ 500 SF EXTERIOR SEATING 2,727 SF / 300 SF + 686 SF / 500 SF = 10 +2 = 12 STALLS
PARKING SPACES PROVIDED:	35 STALLS; INCLUDES 2 ADA STALLS
BUILDING INFORMATION	
NUMBER OF STRUCTURES:	1
CLASS OF CONSTRUCTION:	TYPE VB
HEIGHT:	22' - 2 1/8"
NUMBER OF STORIES:	1 STORY
FLOOR AREA RATIO (F.A.R.):	0.1 F.A.R. MINIMUM
F.A.R. PROVIDED:	0.1 F.A.R.

20 10 0 20 40
Graphic Scale

MACH IV
ENGINEERING • SURVEYING • ENVIRONMENTAL
2260 Salscheider Court Green Bay, WI 54313
PH:920-569-5765; Fax: 920-569-5767
www.mach-iv.com

I-43 SUB SHOP

SITE PLAN

NO.	REVISION DESCRIPTION

DATE: FEBRUARY 24, 2021
DRAFTED BY: SAH / RPH
CHECKED BY: JE
PROJECT NO.: 1649-10-20
DRAWING NUMBER
SHEET NUMBER
C2.0 OF 10

R:\Jobs\1649-10-20 SCOTTS SUBS\DRAWINGS\1649-10-20 Eng.dwg 3/31/2021 10:27:54 AM

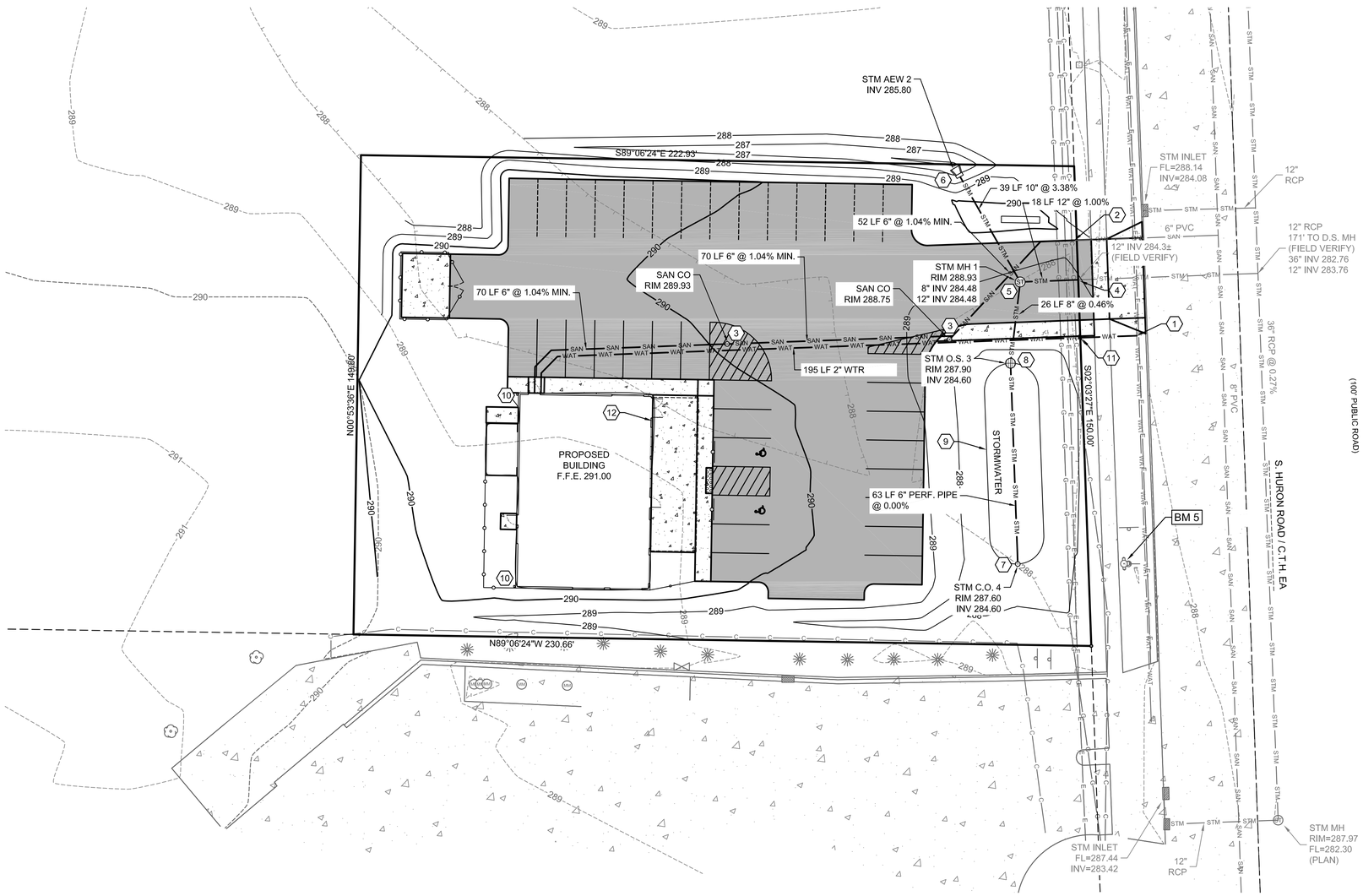

Benchmarks		
Label	Elevation	Description
BM 4	292.57	HYDRANT TAG BOLT
BM 5	290.05	HYDRANT TAG BOLT

REFER TO SHEET C0.1 FOR BENCHMARK LOCATIONS

SHEET KEY NOTES:

1. COORDINATE NEW WATER LATERAL INSTALLATION WITH THE GREEN BAY WATER UTILITY; SEE DETAIL A SHEET C6.1
2. CONNECT TO EXISTING SANITARY LATERAL; LOCATION SHOWN PER CITY RECORD DRAWINGS. FIELD VERIFY LOCATION, SIZE, AND INVERT
3. SANITARY CLEANOUT; SEE DETAIL B SHEET C6.1, CLEANOUTS TO BE LOCATED NO MORE THAN 100 FEET APART
4. CONNECT TO EXISTING STORM LATERAL. LOCATION SHOWN PER CITY RECORD DRAWINGS. FIELD VERIFY LOCATION, SIZE, AND INVERT
5. STORM MANHOLE - 3' DIAMETER, SEE DETAIL C SHEET C6.1
6. 10" APRON END WALL
7. STORM CLEANOUT; SEE DETAIL B SHEET C6.1,
8. STORM BIOFILTER OUTLET STRUCTURE; SEE DETAIL E SHEET C6.1
9. STORM BIOFILTER; REFER TO SHEET C4.0 FOR GRADING AND DETAILS
10. DOWNSPOUT - SLASH ON GRADE, VERIFY WITH ARCHITECTURAL DRAWINGS LOCATION AND NUMBER; SEE DETAIL D SHEET C6.1
11. WATER SERVICE CURB STOP BOX
12. KNOX BOX PER GBFD. THE KNOX BOX BRAND LOCKING BOAXES CAN BE PURCHASED ONLINE AT WWW.KNOXBOX.COM/COMMERCIAL-KNOXBOXES/ AND UTILIZING THE GREEN BAY METRO FIRE DEPARTMENT AS THE JURISDICTION.

SANITARY AND WATER DEMAND

SANITARY = 75 DFU

WATER = 20.4 GPM

UTILITY NOTES:

1. SANITARY LATERAL SHALL BE PVC SDR 35 (ASTM D-3034) OR SCH 40.
2. WATER SERVICE SHALL BE HDPE OR COPPER. ALL DUCTILE IRON PIPE AND FITTINGS SHALL BE ENCASED IN POLYETHYLENE WRAP.
3. ALL SERVICE LATERALS SHALL HAVE TRACER WIRE.
4. ALL WORK SHALL CONFORM TO THE MOST RECENT EDITION OF "STANDARD SPECIFICATIONS FOR SEWER AND WATER CONSTRUCTION IN WISCONSIN" AND THE MUNICIPALITY'S STANDARD SPECIFICATIONS.
5. WATER LINE THRUST RESTRAINTS (NOT SHOWN FOR CLARITY) SHALL BE PROVIDED AS SPECIFIED FOR CONCRETE THRUST BLOCKS.
6. STORM SEWER SHALL BE PVC SDR 35 (ASTMD-3034) OR SCH 40 UNLESS OTHERWISE NOTED.
7. NOTIFY THE CITY OF GREEN BAY WATER DEPARTMENT THREE (3) WORKING DAYS BEFORE THE START OF ANY WATER MAIN CONSTRUCTION WITHIN A PUBLIC RIGHT OF WAY OR EASEMENT. CONTACT BRIAN POWELL AT 920-448-3480.
8. CONNECTIONS TO MUNICIPALITY SYSTEMS SHALL BE IN ACCORDANCE WITH THEIR STANDARD SPECIFICATIONS.

20 10 0 20 40
Graphic Scale

MACH IV
ENGINEERING • SURVEYING • ENVIRONMENTAL
2260 Salscheider Court Green Bay, WI 54313
PH:920-569-5765; Fax: 920-569-5767
www.mach-iv.com

I-43 SUB SHOP

UTILITY PLAN

NO.	REVISION DESCRIPTION

DATE: FEBRUARY 24, 2021
DRAFTED BY: SAH / RPH
CHECKED BY: JE
PROJECT NO.: 1649-10-20
DRAWING NUMBER
SHEET NUMBER
C3.0 OF 10

R:\Jobs\1649-10-20 SCOTT'S SUBS\DRAWINGS\1649-10-20 Eng.dwg 3/24/2021 2:08:44 PM

Benchmarks		
Label	Elevation	Description
BM 4	292.57	HYDRANT TAG BOLT
BM 5	290.05	HYDRANT TAG BOLT

REFER TO SHEET C0.1 FOR BENCHMARK LOCATIONS

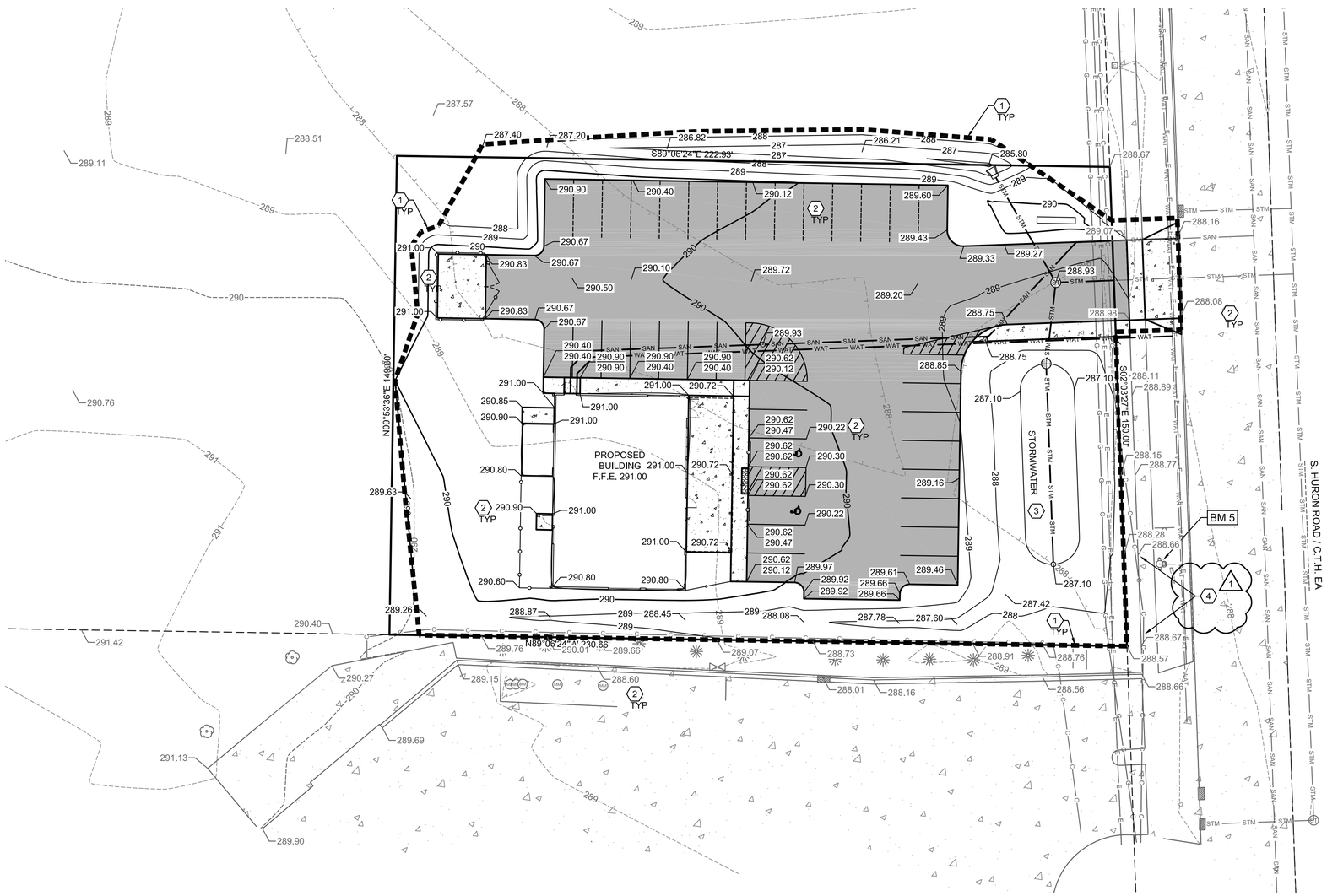

SHEET KEY NOTES:

1. CONSTRUCTION / GRADING LIMITS
2. SPOT GRADE; SEE DETAIL A THIS SHEET
3. BIOIFILTER; SEE DETAIL F SHEET C6.1
4. EMERGENCY OVERFLOW

290.50 — TOP OF CURB/WALL
290.00 — GUTTER/PAVEMENT
290.00 — FINISHED GRADE
(A) 290.00 — EXISTING GRADE

SPOT GRADE KEY

Graphic Scale

MACH IV
ENGINEERING • SURVEYING • ENVIRONMENTAL
2260 Salscheider Court Green Bay, WI 54313
PH:920-569-5765, Fax: 920-569-5767
www.mach-iv.com

I-43 SUB SHOP

GRADING PLAN

NO.	REVISION DESCRIPTION

DATE: FEBRUARY 24, 2021
DRAFTED BY: SAH / RPH
CHECKED BY: JE
PROJECT NO.: 1649-10-20
DRAWING NUMBER
SHEET NUMBER
C4.0 OF 10

R:\Jobs\1649-10-20 SCOTT'S SUBS\DRAWINGS\1649-10-20 Eng.dwg 3/24/2021 2:08:50 PM

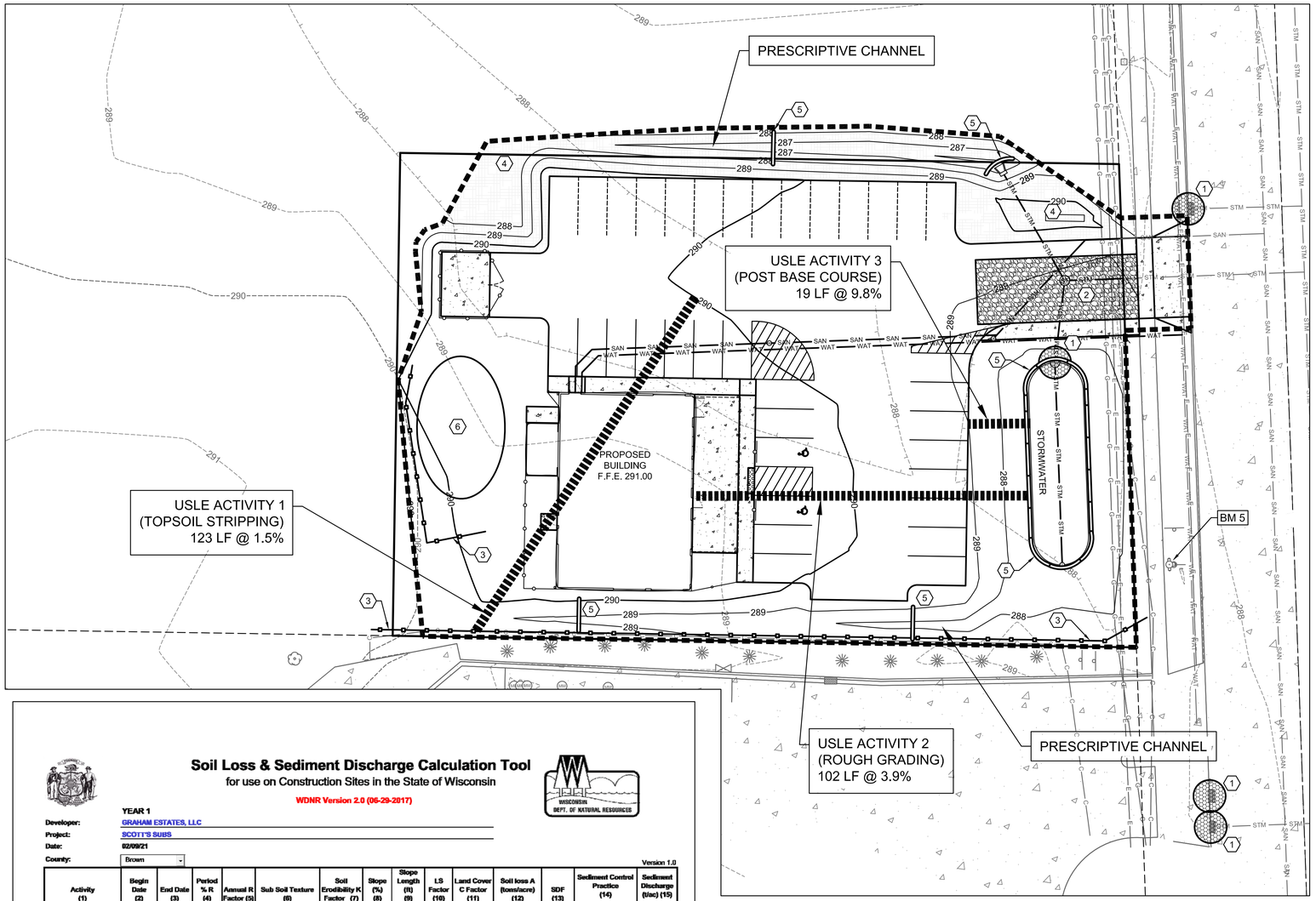

SHEET KEY NOTES:

1. INLET PROTECTION; SEE DETAIL A SHEET C5.1
2. STONE TRACKING PAD; SEE DETAIL B SHEET C5.1
3. SILT FENCE; SEE DETAIL C SHEET C5.1
4. CLASS I, TYPE B WOOD EROSION CONTROL MAT WITH E-STAPLES; SEE DETAIL D SHEET C5.1
5. SEDIMENT LOG; SEE DETAIL E SHEET C5.1
6. TEMPORARY STOCKPILES

EROSION CONTROL PRACTICES:

1. SILT FENCE (TECH. STANDARD 1056)
   SILT FENCING WILL BE REQUIRED DOWNSLOPE OF ALL DISTURBED AREAS, INCLUDING ANY DISTURBED AREAS OF THE INDIVIDUAL LOTS, AND WHERE NOTED ON THE SITE PLAN. IF THE SILT FENCE IS LOCATED IN A CHANNELIZED AREA, TWO CONSECUTIVE SILT FENCES WILL BE INSTALLED, OR ONE STRAW BALE FENCE WILL BE INSTALLED.
2. INLET PROTECTION (TECH STANDARD 1060)
   INLET PROTECTION SHALL BE INSTALLED AT ALL EXISTING AND PROPOSED STORM DRAIN INLETS ON THE PROJECT SITE AND IMMEDIATELY DOWN STREAM FROM ANY DISTURBED AREAS.
3. DUST CONTROL (TECH STANDARD 1068)
   DUST CONTROL SHALL BE IMPLEMENTED IN ACCORDANCE WITH THE ABOVE MENTIONED TECHNICAL STANDARD. WHERE POSSIBLE DUST CONTROL SHALL BE WISDOT TYPE B SOIL STABILIZER OR TEMPORARY SEED.
4. STOCKPILED TOPSOIL/TEMPORARY FILL PILES
   SILT FENCING OR STRAW BALE FENCING WILL BE REQUIRED AROUND ALL STOCKPILED TOPSOIL OR TEMPORARY FILL PILES. SOIL PILES OF MORE THAN 10 CUBIC YARDS THAT WILL BE IN EXISTENCE FOR MORE THAN 7 DAYS SHALL BE SEEDED AND/OR MULCHED TO PROVIDE VEGETATIVE COVER AND SHALL USE SILT FENCING OR STRAW BALES FENCING UNTIL THE VEGETATION IS ESTABLISHED.
5. TEMPORARY CONSTRUCTION ENTRANCE/EXIT (TECH. STANDARD 1057)
   A NEW GRAVEL CONSTRUCTION ENTRANCE WILL BE INSTALLED AT ALL CONSTRUCTION ACCESS POINTS TO PREVENT SEDIMENT FROM TRACKING ONTO THE ROADWAYS.
6. EROSION CONTROL MATS (TECH. STANDARD 1053)
   EROSION CONTROL MATS WILL BE INSTALLED IN AREAS AS SHOWN ON THE SITE PLAN, AND IN ALL OTHER AREAS WHERE EXCESSIVE EROSION IS TAKING PLACE. INSTALLATION WILL FOLLOW MANUFACTURER'S RECOMMENDATIONS FOR PLACEMENT AND STAPLING.
7. DEWATERING (TECH STANDARD 1061)
   SHOULD DEWATERING BE REQUIRED FOR INSTALLATION OF PLANNED IMPROVEMENTS, SEDIMENT SHALL BE REMOVED FROM WATER GENERATED DURING DEWATERING ACTIVITIES PRIOR TO DISCHARGING OFF-SITE OR TO WATERS OF THE STATE.

MAINTENANCE PLAN:

1. ALL EROSION CONTROL AND STORM WATER MANAGEMENT PRACTICES WILL BE CHECKED FOR STABILITY AND OPERATION EVERY 7 DAYS AND WITHIN 24 HOURS OF A STORM PRODUCING AT LEAST 0.5 INCHES OF RAINFALL. ANY NEEDED REPAIRS WILL BE MADE IMMEDIATELY TO MAINTAIN ALL PRACTICES AS DESIGNED. ALSO, ANY SEDIMENT THAT HAS BEEN DEPOSITED OFF-SITE FROM THIS CONSTRUCTION PROJECT SHALL BE CLEANED UP IMMEDIATELY.
2. REMOVE SEDIMENT FROM BEHIND ANY SILT FENCE WHEN IT HAS ACCUMULATED TO A DEPTH OF $\frac{1}{3}$ FENCE HEIGHT OR MORE. WHEN THE FENCE CAN NO LONGER FILTER WATER OR TRAP SEDIMENT, REPAIR THE SILT FENCE TO PROVIDE AN EFFECTIVE BARRIER.
3. ALL SEEDED AREAS, INCLUDING THE GRASS LINED CHANNELS, WILL BE RESEEDED AND MULCHED AS NECESSARY TO MAINTAIN A VIGOROUS, DENSE VEGETATIVE COVER.
4. ANY UNPROTECTED DRAINAGE DITCHES EXPERIENCING EXCESSIVE EROSION AND CHANNEL DEGRADATION DUE TO HIGH RUNOFF VOLUMES WILL BE REGRADED AND COVERED WITH A BIODEGRADABLE EROSION CONTROL MAT. INSTALLATION WILL FOLLOW MANUFACTURER'S RECOMMENDATIONS.
5. REMOVE SILT FENCE AND TEMPORARY STRUCTURES AFTER FINAL STABILIZATION AND VEGETATIVE COVER IS ESTABLISHED.
6. SEDIMENT THAT HAS MIGRATED OFF SITE ONTO ADJACENT PROPERTIES SHALL BE SWEPT OFF PAVEMENTS AND REMOVED FROM VEGETATED AREAS DAILY.
7. COPIES OF THE EROSION & SEDIMENT CONTROL PLAN SHALL BE KEPT ON SITE.
8. MAINTAIN EROSION AND SEDIMENT CONTROL PER THE PLAN AND AS NECESSARY TO MEET THE REQUIREMENTS OF THE ORDINANCE, UNTIL THE SITE HAS UNDERGONE FINAL STABILIZATION AND RECEIVED FINAL ACCEPTANCE FROM THE MUNICIPALITY.
9. AN EROSION AND SEDIMENT CONTROL PRACTICE INSPECTION LOG SHALL BE MAINTAINED. LOG SHALL NOTE THE TIME, DATE AND LOCATION OF INSPECTION, THE PHASE OF CONSTRUCTION AT THE SITE, PERSON DOING THE INSPECTION, ASSESSMENT OF CONTROL PRACTICES, AND DESCRIPTION OF EROSION AND SEDIMENT CONTROL MEASURES OR MAINTENANCE DONE IN RESPONSE TO INSPECTION.

CONSTRUCTION NOTES:

1. TOPSOIL TO BE REMOVED FROM THE PROJECT SITE PRIOR TO PLACEMENT OF FILL OR SUBGRADE MATERIAL. EXCESS TOPSOIL TO BE STOCKPILED ON THE SITE AS INDICATED.
2. ALL EXCAVATED AREAS NOT RECEIVING PAVEMENT TO BE COVERED WITH A MINIMUM OF 6" OF TOPSOIL, SEEDED AND MULCHED AS SOON AS FINAL GRADE HAS BEEN ACHIEVED. SEEDING SHALL BE IN ACCORDANCE WITH WDNR TECH. STANDARD (1059).
3. EROSION CONTROL METHODS SHALL BE IMPLEMENTED, AS DIRECTED BY THE ENGINEER, PRIOR TO AND DURING CONSTRUCTION, TO CONTROL WATER POLLUTION, EROSION AND SILTATION, INCLUDING, BUT NOT LIMITED TO HAY BALE DIKES AND SILT FENCES. ALL EROSION CONTROL MEASURES SHALL BE INSTALLED AND MAINTAINED IN ACCORDANCE WITH THE WDNR TECHNICAL STANDARDS.
4. CONTRACTOR IS RESPONSIBLE FOR OBTAINING ALL NECESSARY PERMITS.
5. CONTRACTOR IS RESPONSIBLE FOR CONTACTING DIGGERS HOTLINE FOR THE LOCATION OF THE UTILITIES.
6. SITE DEWATERING IS NOT ANTICIPATED, HOWEVER SHOULD DEWATERING BE NECESSARY, IT SHALL BE PERFORMED IN ACCORDANCE WITH WDNR TECHNICAL STANDARD (1061).
7. THE CONTRACTOR SHALL DISPOSE OF ALL WASTE AND EXCESS MATERIAL AT AN APPROVED LOCATION.

CONSTRUCTION SEQUENCE:

JANUARY 2021 TO JUNE 2021

- INSTALL EROSION CONTROL DEVICES IN ACCORDANCE WITH THE WDNR TECHNICAL STANDARDS AND STORMWATER MANAGEMENT PLAN.
- STRIP TOPSOIL WITHIN GRADING LIMITS
- CONSTRUCT DIVERSION SWALE ALONG NORTH PROPERTY LINE AND CONSTRUCT STORM SEWER FROM DIVERSION SWALE TO EXISTING STORM LATERAL
- EXCAVATE BIOFILTER (DO NOT PLACE PLACE STONE OR ENGINEERED SOIL UNTIL UPLAND AREAS STABILIZED)
- ROUGH GRADE SITE
- CONSTRUCT BUILDING
- INSTALL SITE UTILITIES
- INSTALL BASE COURSE
- INSTALL PAVEMENT
- TOPSOIL, SEED, FERTILIZE AND MULCH/EROSION MAT
- FINISH BIOFILTER CONSTRUCTION
- RE-SEED ANY UNVEGETATED AREAS
- REMOVE TEMPORARY EROSION CONTROL BMPS UPON SITE STABILIZATION

Soil Loss & Sediment Discharge Calculation Tool

for use on Construction Sites in the State of Wisconsin

WDNR Version 2.0 (06-29-2017)

WISCONSIN DEPT. OF NATURAL RESOURCES

YEAR 1

Developer: GRAHAM ESTATES, LLC

Project: SCOTT'S SUBS

Date: 02/09/21

County: Brown

Version 1.0

Activity (1)	Begin Date (2)	End Date (3)	Period % R (4)	Annual R Factor (5)	Sub Soil Texture (6)	Soil Erodibility K Factor (7)	Slope (%) (8)	Slope Length (ft) (9)	LS Factor (10)	Land Cover C Factor (11)	Soil loss A (tons/acre) (12)	SDF (13)	Sediment Control Practice (14)	Sediment Discharge (t/ac) (15)
Bare Ground	03/01/21	03/15/21	1.0%	100	Silty Clay	0.28	1.5%	123	0.17	1.00	0.0	0.995		0.0
Bare Ground	03/15/21	04/15/21	3.1%	100	Silty Clay	0.28	3.9%	102	0.39	1.00	0.3	0.915	Manufactured Pe	0.2
Bare Ground	04/15/21	07/01/21	33.7%	100	Silty Clay	0.28	9.8%	19	0.58	1.00	5.5	0.814	Manufactured Pe	2.7
Seed with Mulch or Er	07/01/21	09/01/21	40.6%	100	Silty Clay	0.28	9.8%	19	0.58	0.10	0.7	0.814	Manufactured Pe	0.3
End	09/01/21	----	----	----	----	----	9.8%	0	----	----	----	0.000		0.0
		----	----	----	----	----	0.0%	0	----	----	----	0.000		0.0
										TOTAL	6.6		TOTAL	3.3
													% Reduction Required	NONE

Notes:
See Help Page for further descriptions of variables and items in drop-down boxes.
The last land disturbing activity on each sheet must be 'End'. This is either 12 months from the start of construction or final stabilization.
For periods of construction that exceed 12 months, please demonstrate that 5 tons/acre/year is not exceeded in any given 12 month period.

NOTE: THIS TOOL ONLY ADDRESSED SOIL EROSION DUE TO SHEET FLOW. MEASURES TO CONTROL CHANNEL EROSION MAY ALSO BE REQUIRED TO MEET SEDIMENT DISCHARGE REQUIREMENTS.

Recommended Permanent Seeding Dates:

4/15-6/1 and 8/1-8/21 Turf, introduced grasses and legumes
Thaw-6/30 Native Grasses, forbs, and legumes

Designed By:	MACH IV
Date	

R:\Jobs\1649-10-20 SCOTTS SUBS\CALCULATIONS\USLEmodel (2).xlsm

MACH IV
ENGINEERING • SURVEYING • ENVIRONMENTAL
2260 Salscheider Court Green Bay, WI 54313
PH:920-569-5765; Fax: 920-569-5767
www.mach-iv.com

I-43 SUB SHOP

EROSION CONTROL PLAN

NO.	REVISION DESCRIPTION

DATE: FEBRUARY 24, 2021
DRAFTED BY: SAH / RPH
CHECKED BY: JE
PROJECT NO.: 1649-10-20
DRAWING NUMBER
SHEET NUMBER
C5.0 OF 10

20 10 0 20 40
Graphic Scale

R:\Jobs\1649-10-20 SCOTTS SUBS\DRAWINGS\1649-10-20 Eng.dwg 3/24/2021 2:08:54 PM

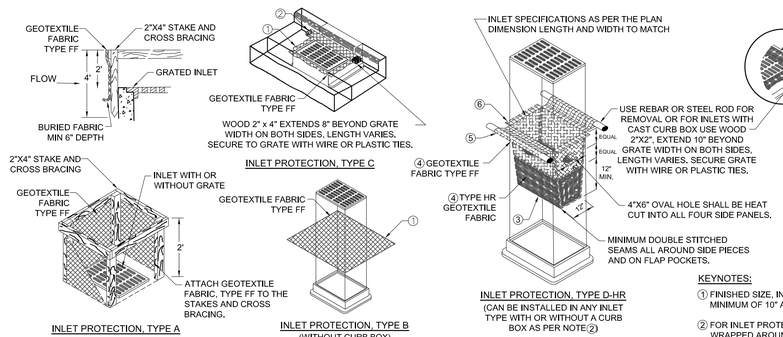

INSTALLATION NOTES TYPE B & C

TRIM EXCESS FABRIC IN THE FLOW LINE TO WITHIN 3" OF THE GRATE. THE CONTRACTOR SHALL DEMONSTRATE A METHOD OF MAINTENANCE, USING A SEWN FLAP, HAND HOLDS OR OTHER METHOD TO PREVENT ACCUMULATED SEDIMENT FROM ENTERING THE INLET.

GENERAL NOTES

MANUFACTURED ALTERNATIVES APPROVED AND LISTED ON THE DEPARTMENT'S EROSION CONTROL PRODUCT ACCEPTABILITY LIST MAY BE SUBSTITUTED. WHEN REMOVING OR MAINTAINING INLET PROTECTION, CARE SHALL BE TAKEN SO THAT THE SEDIMENT TRAPPED ON THE GEOTEXTILE FABRIC DOES NOT FALL INTO THE INLET. ANY MATERIAL FALLING INTO THE INLET SHALL BE REMOVED IMMEDIATELY.

KEYNOTES:

① FINISHED SIZE, INCLUDING FLAP POCKETS WHERE REQUIRED, SHALL EXTEND A MINIMUM OF 10" AROUND THE PERIMETER TO FACILITATE MAINTENANCE OR REMOVAL.

② FOR INLET PROTECTION, TYPE C (WITH CURB BOX), AN ADDITIONAL 18" OF FABRIC IS WRAPPED AROUND THE WOOD AND SECURED WITH STAPLES. THE WOOD SHALL NOT BLOCK THE ENTIRE HEIGHT OF THE CURB BOX OPENING.

③ TAPER BOTTOM OF BAG TO MAINTAIN THREE INCHES OF CLEARANCE BETWEEN BAG AND THE STRUCTURE, MEASURED FROM BOTTOM OF THE OVERFLOW OPENINGS TO THE STRUCTURE WALL.

④ GEOTEXTILE FABRIC, TYPE FF FOR FLAPS AND TOP HALF OF FILTER BAG. GEOTEXTILE FABRIC, TYPE HR FOR BOTTOM HALF OF FILTER BAG WITH FRONT, BACK, AND BOTTOM BEING ONE PIECE.

⑤ FRONT LIFTING FLAP IS TO BE USED WHEN REMOVING AND MAINTAINING FABRIC BAG.

⑥ SIDE FLAPS SHALL BE A MAXIMUM OF TWO INCHES LONG. FOLD THE FABRIC OVER AND REINFORCE WITH MULTIPLE STITCHES.

⑦ FLAP POCKETS SHALL BE LARGE ENOUGH TO ACCEPT WOOD 2" X 2". THE REBAR, STEEL PIPE OR WOOD SHALL BE INSTALLED IN THE REAR FLAP AND SHALL NOT BLOCK THE TOP HALF OF THE CURB FACE OPENING.

INLET PROTECTION TYPES:

1. ALL INLETS IN PUBLIC RIGHTS OF WAY SHALL RECEIVE INLET PROTECTION TYPE D-HR AS DETAILED ON SHEET C5.1.
2. INLETS ON PRIVATE PROPERTY SHALL RECEIVE INLET PROTECTION TYPE B OR C(DEPENDANT ON CASTING TYPE), FOR INLETS IN PAVED AREAS, AND INLET PROTECTION TYPE A IN UN-PAVED AREAS.

A

INLET PROTECTION

TABLE 1: GRADATION FOR STONE TRACKING PADS

SIEVE SIZE	% PASSING BY WEIGHT
3"	100
2 1/2"	90-100
1 1/2"	25-60
3/4"	0-20
3/8"	0-5

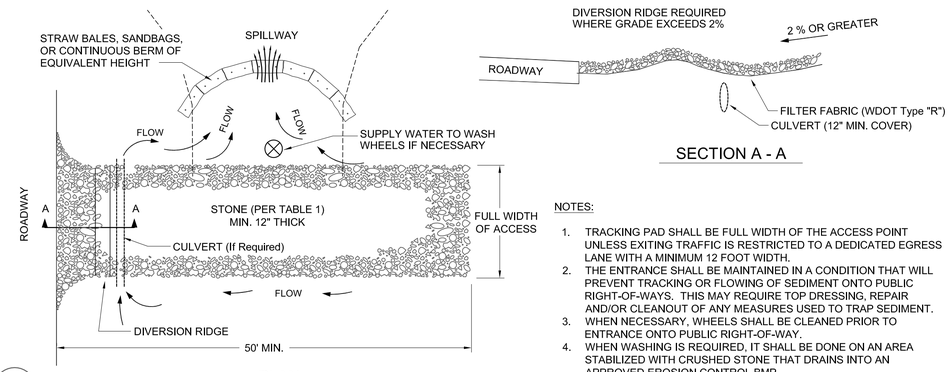

NOTES:

1. TRACKING PAD SHALL BE FULL WIDTH OF THE ACCESS POINT UNLESS EXITING TRAFFIC IS RESTRICTED TO A DEDICATED EGRESS LANE WITH A MINIMUM 12 FOOT WIDTH.
2. THE ENTRANCE SHALL BE MAINTAINED IN A CONDITION THAT WILL PREVENT TRACKING OR FLOWING OF SEDIMENT ONTO PUBLIC RIGHT-OF-WAYS. THIS MAY REQUIRE TOP DRESSING, REPAIR AND/OR CLEANOUT OF ANY MEASURES USED TO TRAP SEDIMENT.
3. WHEN NECESSARY, WHEELS SHALL BE CLEANED PRIOR TO ENTRANCE ONTO PUBLIC RIGHT-OF-WAY.
4. WHEN WASHING IS REQUIRED, IT SHALL BE DONE ON AN AREA STABILIZED WITH CRUSHED STONE THAT DRAINS INTO AN APPROVED EROSION CONTROL BMP.
5. USE SANDBAGS, STRAW BALES OR OTHER APPROVED METHODS TO CHANNELIZE RUNOFF TO BMP AS REQUIRED.

B

STONE TRACKING PAD

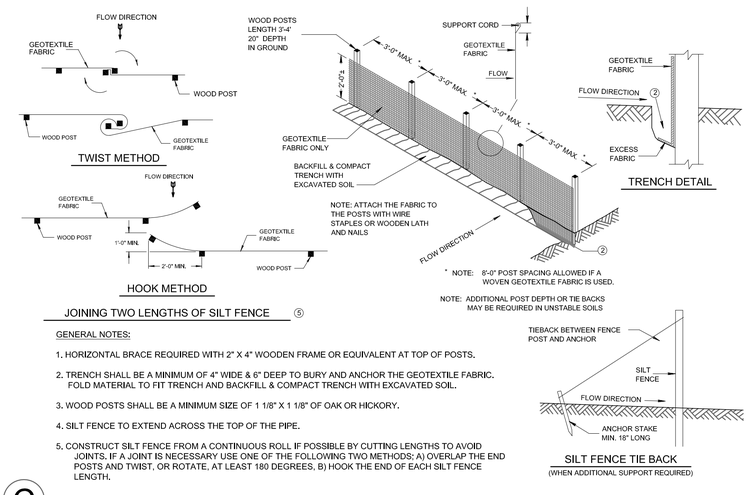

JOINING TWO LENGTHS OF SILT FENCE ⑤

GENERAL NOTES:

1. HORIZONTAL BRACE REQUIRED WITH 2" X 4" WOODEN FRAME OR EQUIVALENT AT TOP OF POSTS.
2. TRENCH SHALL BE A MINIMUM OF 4" WIDE & 6" DEEP TO BURY AND ANCHOR THE GEOTEXTILE FABRIC. FOLD MATERIAL TO FIT TRENCH AND BACKFILL & COMPACT TRENCH WITH EXCAVATED SOIL.
3. WOOD POSTS SHALL BE A MINIMUM SIZE OF 1 1/8" X 1 1/8" OF OAK OR HICKORY.
4. SILT FENCE TO EXTEND ACROSS THE TOP OF THE PIPE.
5. CONSTRUCT SILT FENCE FROM A CONTINUOUS ROLL IF POSSIBLE BY CUTTING LENGTHS TO AVOID JOINTS. IF A JOINT IS NECESSARY USE ONE OF THE FOLLOWING TWO METHODS: A) OVERLAP THE END POSTS AND TWIST, OR ROTATE, AT LEAST 180 DEGREES, B) HOOK THE END OF EACH SILT FENCE LENGTH.

C

SILT FENCE

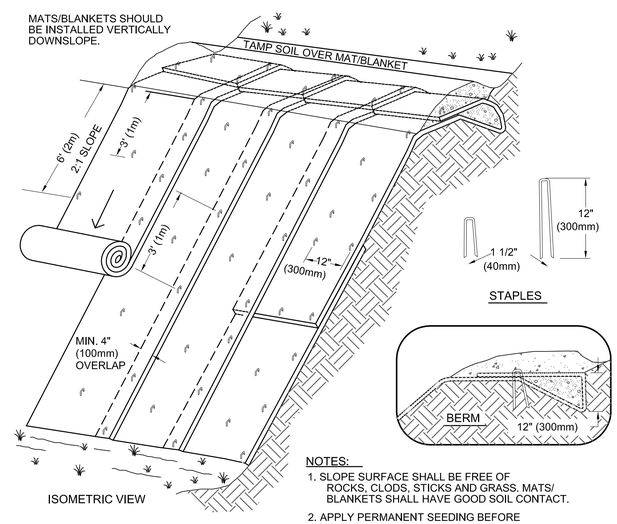

NOTES:

1. SLOPE SURFACE SHALL BE FREE OF ROCKS, CLODS, STICKS AND GRASS. MATS/ BLANKETS SHALL HAVE GOOD SOIL CONTACT.
2. APPLY PERMANENT SEEDING BEFORE PLACING BLANKETS.
3. LAY BLANKETS LOOSELY AND STAKE OR STAPLE TO MAINTAIN DIRECT CONTACT WITH THE SOIL. DO NOT STRETCH.

D

EROSION CONTROL MAT FOR SLOPE INSTALLATION

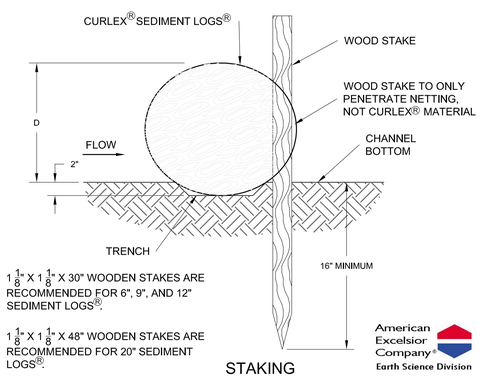

E

CURLEX® SEDIMENT LOGS®

MACH IV
ENGINEERING • SURVEYING • ENVIRONMENTAL
2260 Salscheider Court Green Bay, WI 54313
PH:920-569-5765; Fax: 920-569-5767
www.mach-iv.com

I-43 SUB SHOP

EROSION CONTROL DETAILS

NO.	REVISION DESCRIPTION

DATE: FEBRUARY 24, 2021
DRAFTED BY: SAH / RPH
CHECKED BY: JE
PROJECT NO.: 1649-10-20
DRAWING NUMBER
SHEET NUMBER
C5.1
OF 10

R:\Jobs\1649-10-20 SCOTTS SUBS\DRAWINGS\1649-10-20 Eng.dwg 3/24/2021 2:09:21 PM

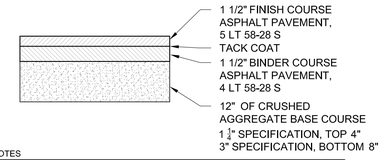

NOTES

1. CONSTRUCTION SHALL BE IN ACCORDANCE WITH WISCONSIN DOT STANDARD SPECIFICATION FOR ROAD AND BRIDGE CONSTRUCTION.

A

STANDARD DUTY ASPHALT PAVEMENT

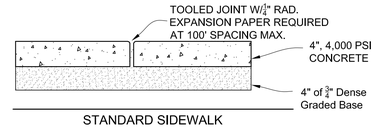

STANDARD SIDEWALK

NOTES:

1. CONCRETE SHALL RECEIVE A BROOMED FINISH.
2. JOINT SPACING SHALL BE 5' OR WIDTH OF SIDEWALK, WHICHEVER IS GREATER. (10' MAX).
3. SIDEWALK WIDTH VARIES.

B

CONCRETE PATIO

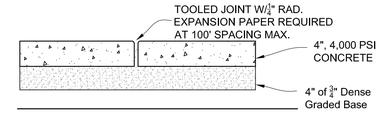

STANDARD SIDEWALK

NOTES:

1. CONCRETE SHALL RECEIVE A BROOMED FINISH.
2. JOINT SPACING SHALL BE 5' OR WIDTH OF SIDEWALK, WHICHEVER IS GREATER. (10' MAX).
3. SIDEWALK WIDTH VARIES.

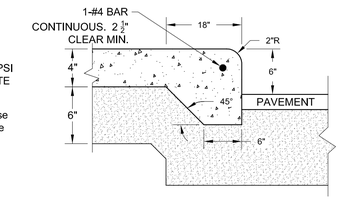

THICKENED EDGE FOR
MONOLITHIC SIDEWALK

C

CONCRETE SIDEWALK

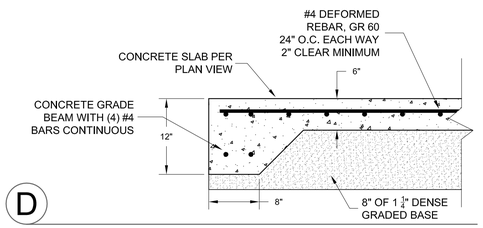

D

DUMPSTER ENCLOSURE PAD

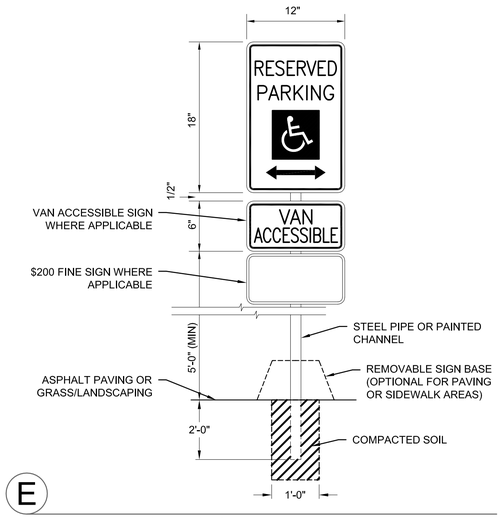

E

ADA HANDICAP SIGN

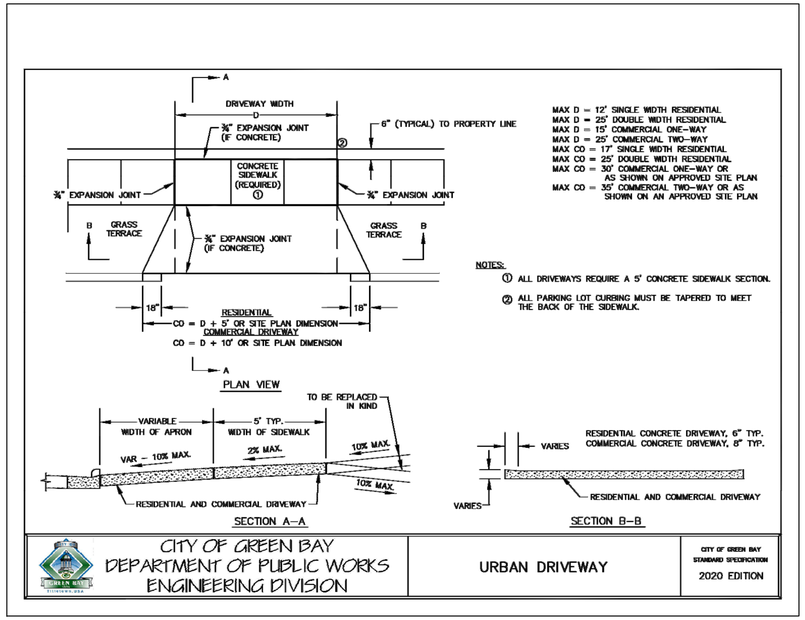

F

CONCRETE DRIVEWAY APRON

MACH IV
ENGINEERING • SURVEYING • ENVIRONMENTAL
2260 Salscheider Court Green Bay, WI 54313
PH:920-569-5765, Fax: 920-569-5767
www.mach-iv.com

I-43 SUB SHOP

SITE DETAILS

NO.	REVISION DESCRIPTION

DATE: FEBRUARY 24, 2021
DRAFTED BY: SAH / RPH
CHECKED BY: JE
PROJECT NO.: 1649-10-20
DRAWING NUMBER
SHEET NUMBER
C6.0
OF 10

R:\Jobs\1649-10-20 SCOTTS SUBS\DRAWINGS\1649-10-20 Eng.dwg 3/24/2021 2:09:23 PM

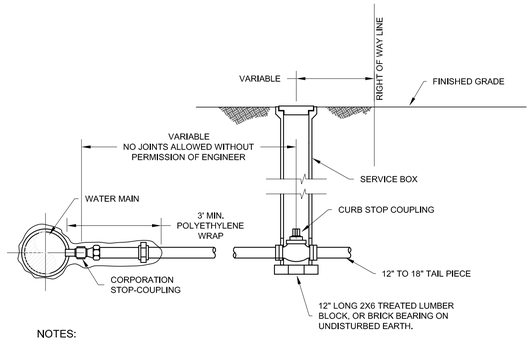

NOTES:

1. WATER SERVICE CONNECTION SHALL BE INSTALLED IN ACCORDANCE WITH THE STANDARD SPECIFICATION FOR SEWER & WATER CONSTRUCTION IN WISCONSIN.
2. DISTANCE FROM CURB STOP TO RIGHT OF WAY LINE VARIES BY MUNICIPALITY. CONTRACTOR SHALL CONTACT LOCAL PUBLIC WORKS/WATER DEPARTMENT TO COORDINATE CURB STOP PROXIMITY TO RIGHT OF WAY LINE.
3. PROVIDE FROST PROTECTION ON SERVICE BOX IN ACCORDANCE WITH STATE STANDARDS.
4. PIPE MATERIAL SHALL BE IN ACCORDANCE WITH LOCAL MUNICIPAL STANDARD. IF NO STANDARD IS PRESENT, PIPE SHALL BE EITHER TYPE K COPPER, OR SDR 9 PE.

A

WATER SERVICE CONNECTION

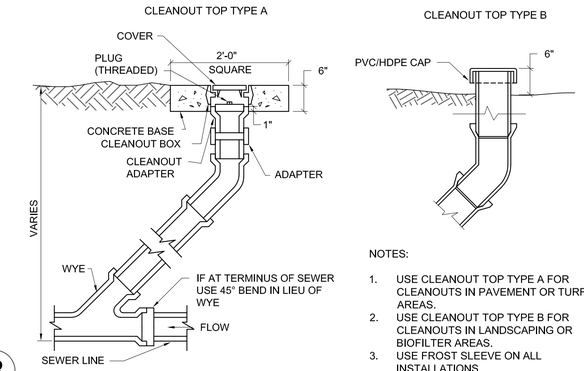

NOTES:

1. USE CLEANOUT TOP TYPE A FOR CLEANOUTS IN PAVEMENT OR TURF AREAS.
2. USE CLEANOUT TOP TYPE B FOR CLEANOUTS IN LANDSCAPING OR BIOFILTER AREAS.
3. USE FROST SLEEVE ON ALL INSTALLATIONS

B

CLEANOUT

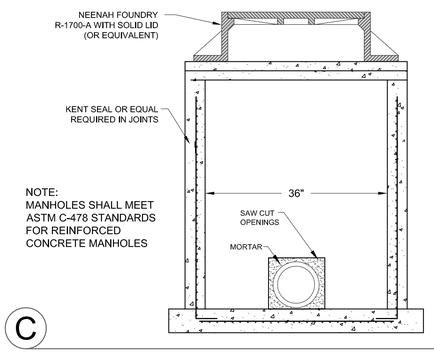

NOTE:
MANHOLES SHALL MEET ASTM C-478 STANDARDS FOR REINFORCED CONCRETE MANHOLES

C

PRECAST CONCRETE STORM MANHOLE

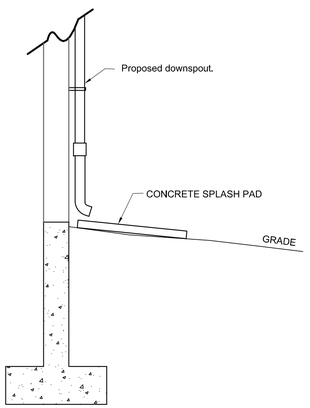

D

DOWNSPOUT DETAIL

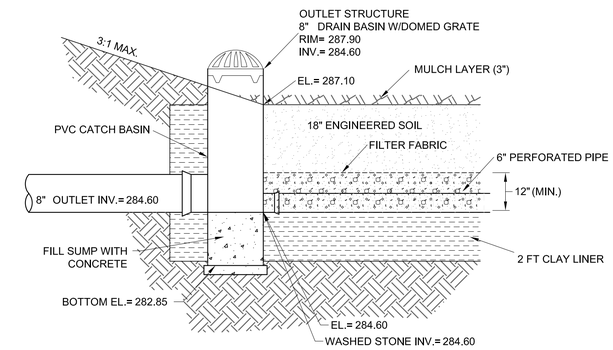

E

BIOFILTER OUTLET STRUCTURE

SCALE: N.T.S.

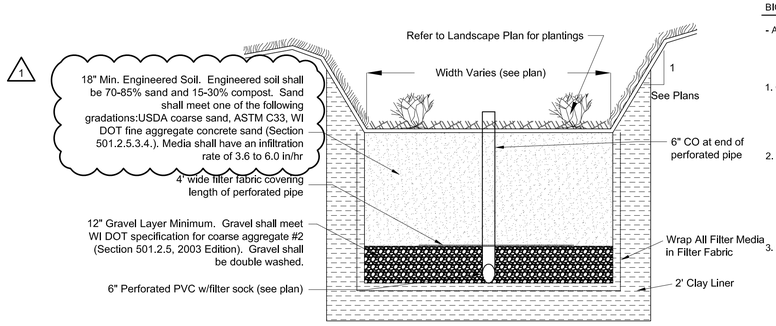

F

TYPICAL BIOFILTER CROSS SECTION

BIOFILTER CONSTRUCTION SEQUENCING AND OVERSIGHT

- A person trained and experienced in the construction, operation and maintenance of infiltration devices shall be responsible for construction of the device. The following apply:

1. Construction Site Stabilization - Construction site runoff from disturbed areas shall not be allowed to enter the bioretention device. Runoff from pervious areas shall be diverted from the device until the pervious areas have undergone final stabilization.
2. Suitable Weather - Construction shall be suspended during periods of rainfall or snowmelt. Construction shall remain suspended if ponded water is present or if residual soil moisture contributes significantly to the potential for soil smearing, clumping or other forms of compaction.
3. Compaction Avoidance - Compaction and smearing of the soils beneath the floor and side slopes of the bioretention area, and compaction of the soils used for backfill in the soil planting bed, shall be minimized. During site development, the area dedicated to the bioretention device shall be cordoned off to prevent access by heavy equipment. Acceptable equipment for constructing the bioretention device includes excavation hoes, light equipment with turf type tires, marsh equipment or wide-track loaders.
4. Compaction Remediation - If compaction occurs at the base of the bioretention device, the soil shall be refractured to a depth of at least 12 inches. If smearing occurs, the smeared areas of the interface shall be corrected by raking or roto-tilling.
5. Placement and Settling of Engineered Soil - The following apply:
   a. Prior to placement in the bioretention device, the engineered soil shall be remixed and the moisture content shall be low enough to prevent clumping and compaction during placement.
   b. The engineered soil shall be placed in multiple lifts, each approximately 12 inches in depth.
   c. Steps may be taken to induce mild settling of the engineered soil bed as needed to prepare a stable planting medium and to stabilize the ponding depth. Vibrating plate-style compactors shall not be used to induce settling.
6. Planting - The entire soil planting bed shall be mulched prior to planting vegetation to help prevent compaction of the planting soil during the planting process. Mulch shall be pushed aside for the placement of each plant.

MACH IV
ENGINEERING • SURVEYING • ENVIRONMENTAL
2260 Salscheider Court Green Bay, WI 54313
PH:920-569-5765, Fax: 920-569-5767
www.mach-iv.com

I-43 SUB SHOP

UTILITY/GRADING DETAILS

NO.	REVISION DESCRIPTION

DATE: FEBRUARY 24, 2021
DRAFTED BY: SAH / RPH
CHECKED BY: JE
PROJECT NO.: 1649-10-20
DRAWING NUMBER
SHEET NUMBER
C6.1
OF 10

R:\Jobs\1649-10-20 SCOTTS SUBS\DRAWINGS\1649-10-20 Eng.dwg 3/24/2021 2:09:45 PM

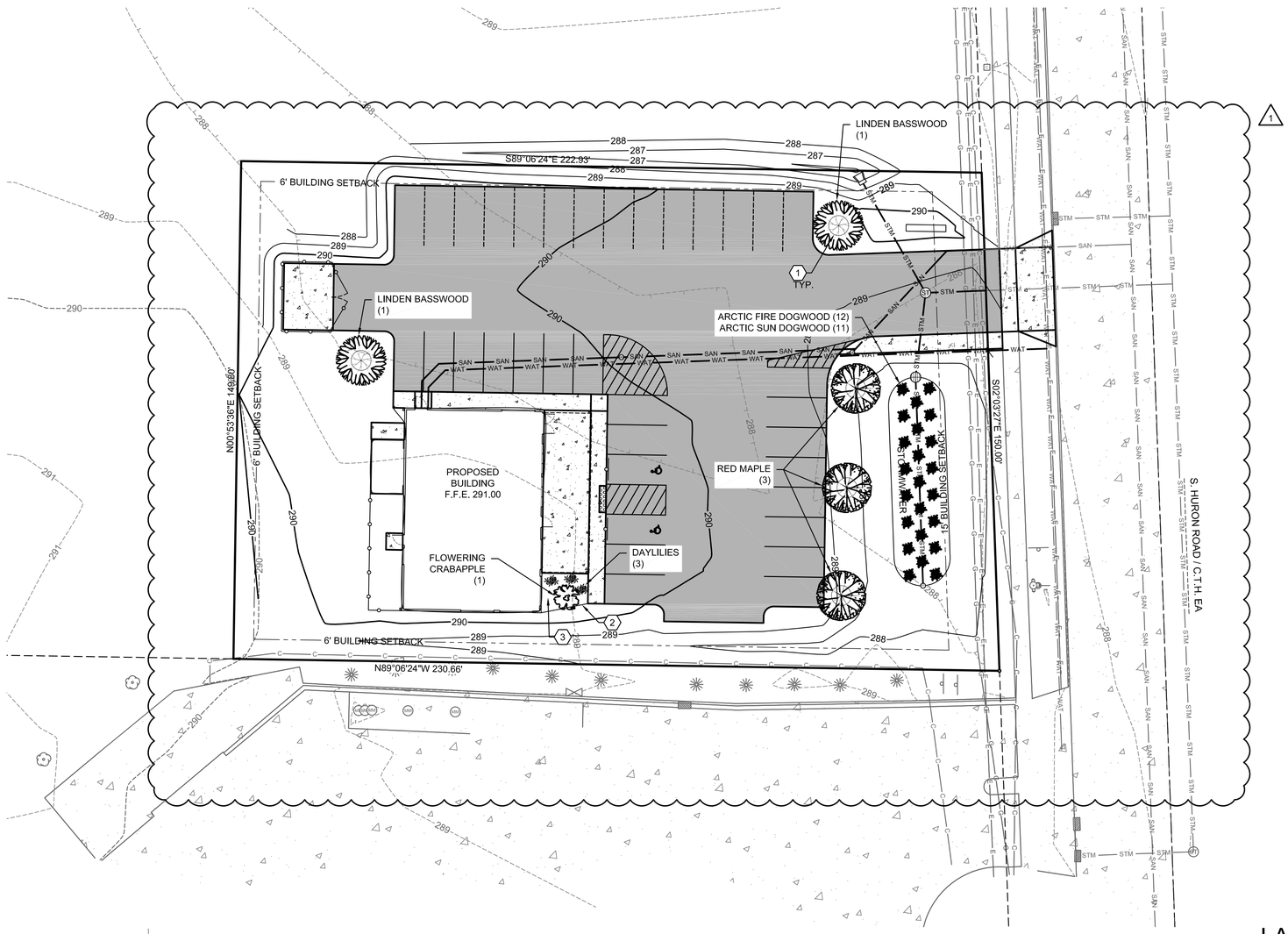

SHEET KEY NOTES:

1. 6' DIAMETER SPADE EDGE & 3" HARDWOOD MULCH
2. PROFESSIONAL GRADE EDGING
3. 1½" RIVER ROCK WITH WEED BARRIER FABRIC

PLANT TABLE

SYMBOL	COMMON NAME	SCIENTIFIC NAME	QUANTITY	SIZE
	ARCTIC FIRE DOGWOOD	CORNUS STOLONIFERA 'FARROW'	12	1 GAL.
	ARCTIC SUN DOGWOOD	CORNUS SANGUINEA 'CATO'	11	1 GAL.
	RED MAPLE	ACER RUBRUM	3	1.5" DIA.
	LINDEN BASSWOOD	TILIA AMERICANA	2	1.5" DIA.
	FLOWERING CRABAPPLE	MALUS 'PRAIRIFIRE'	1	0.75" DIA.
	DAYLILIES	HEMEROCALLIS	3	1 GAL

20 10 0 20 40
Graphic Scale

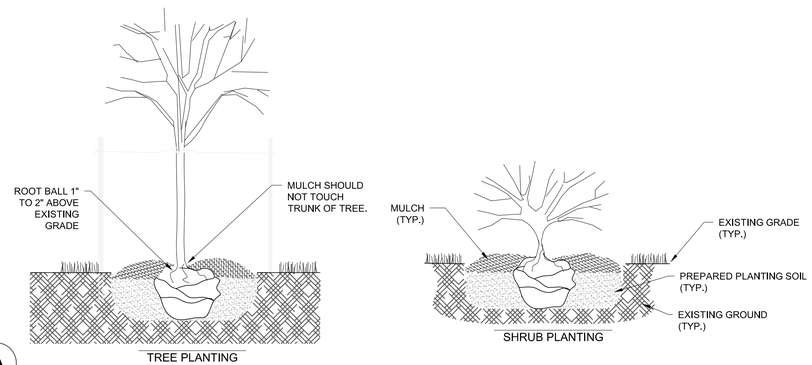

A

PLANTING DETAIL

1. PLANTING HOLE SHALL BE A MINIMUM OF TWO TIMES THE DIAMETER OF THE ROOT BALL, AND EQUAL TO THE DETPH OF THE ROOT BALL.
2. EXCAVATED SOIL FROM PLANTING HOLE SHALL BE MIXED WITH 1 PART POTTING SOIL TO 2 PARTS EXCAVATED SOIL.
3. PLANT SO THAT THE ROOT COLLAR WILL BE 1" TO 2" ABOVE EXISTING GRADE.
4. IF BALLED AND BURLAPED, PLACE PLANT IN HOLE, CUT THE BALLING TWINE, AND PEEL BACK THE TOP TWO THIRDS OF BURLAP. IF POTTED REMOVE POT, AND PLACE PLANT INTO HOLE.
5. BACKFILL HOLE WITH PREPARED SOIL, AND MOUND SOIL 2" TO 3" HIGH IN A RING AT THE PERIMETER OF THE EXCAVATED HOLE. WATER AND SMOOTH RING PRIOR TO MULCHING.
6. UNLESS NOTED OTHERWISE, MULCH WITH 3" OF SHREDDED HARDWOOD MULCH OR LANDSCAPE STONE (RIVER ROCK, NOT CRUSHED STONE)
7. IF STAKING IS REQUIRED FOR TREES TWO STAKES SHALL BE USED ONE ON THE PREVAILING WIND SIDE OF THE TREE, AND THE OTHER STAKE ON THE OPPOSITE SIDE. STAKES SHALL BE FASTENED TO THE TREE USING RUBBER TUBING, OR NYLON STRAPPING.

LANDSCAPE NOTES

1. DIAMETERS OF PLANT MATERIALS AS DRAWN ARE REPRESENTATIVE OF PLANTS AT OR NEAR MATURITY RATHER THAN AT INITIAL PLANTING SIZES.
2. THE PLANT LIST IS INTENDED AS A GUIDE FOR THE CONTRACTOR. IN THE EVENT OF DISCREPANCY BETWEEN THE NUMBER OF PLANTS ON THE PLANT LIST AND ON THE DRAWING, THE GREATER NUMBER SHALL APPLY.
3. ADJUSTMENTS IN LOCATIONS OF PLANT MATERIALS MAY BE NECESSARY DUE TO NEW OR EXISTING UTILITIES OR SITE OBSTRUCTIONS. REVIEW WITH ARCHITECT BEFORE ADJUSTMENTS ARE MADE.
4. ALL SHRUBS OCCURRING IN CONTINUOUS ROW OR FORMAL ARRANGEMENT SHALL HAVE UNIFORM HEIGHT, SPREAD AND HABIT OF GROWTH. FOR GROUNDCOVER LOCATIONS, FILL AREA WITH QUANTITY OF PLANTS DESIGNATED; EVENLY SPACED.
5. A MINIMUM OF 12" DEPTH OF 50% TOPSOIL AND 50% COMPOST SHALL BE PLACED IN ALL BED AREAS BY THE CONTRACTOR PRIOR TO PLANT INSTALLATION.
6. MULCH TREES WITH MIN. 3" DEPTH OF GRAVEL OR HARDWOOD MULCH AS NOTED ON PLAN AND PER DETAILS. MULCH SHALL EXTEND IN A CONTINUOUS LAYER WITHIN PLANTING BEDS FROM FACE TO FACE OF SITE STRUCTURES - WALKS, BUILDING, OR OTHER PLANT BED LIMITS.
7. PROTECT EXISTING LAWN AREAS; REPAIR ANY CONTRACT RELATED DAMAGE TO LAWN AREAS.
8. THE CONTRACTOR SHALL MAINTAIN ALL PLANTS AND BEDS FOR A 60 DAY PERIOD AFTER ACCEPTANCE OF THE WORK BY THE ARCHITECT. THIS INCLUDES REGULAR WATERING, WEEDING AND MOWING.
9. THE CONTRACTOR SHALL GUARANTEE ALL PLANT MATERIALS FOR ONE-YEAR FROM DATE OF ACCEPTANCE. BEFORE END OF WARRANTY PERIOD CONTRACTOR SHALL REPLACE ALL TREES, SHRUBS OR PLANTINGS NOT ALIVE OR IN A HEALTHY GROWING CONDITION.
10. SEED ALL DISTURBED AREAS WITH WDot No. 40 GRASS MIX.

MACH IV
ENGINEERING • SURVEYING • ENVIRONMENTAL
2260 Salscheider Court Green Bay, WI 54313
PH:920-569-5765, Fax: 920-569-5767
www.mach-iv.com

I-43 SUB SHOP

LANDSCAPE PLAN

NO.	REVISION DESCRIPTION

DATE: FEBRUARY 24, 2021
DRAFTED BY: SAH / RPH
CHECKED BY: JE
PROJECT NO.: 1649-10-20
DRAWING NUMBER
SHEET NUMBER
L1.0
OF 10

R:\Jobs\1649-10-20 SCOTTS SUBS\DRAWINGS\1649-10-20 Eng.dwg 3/24/2021 2:09:51 PM

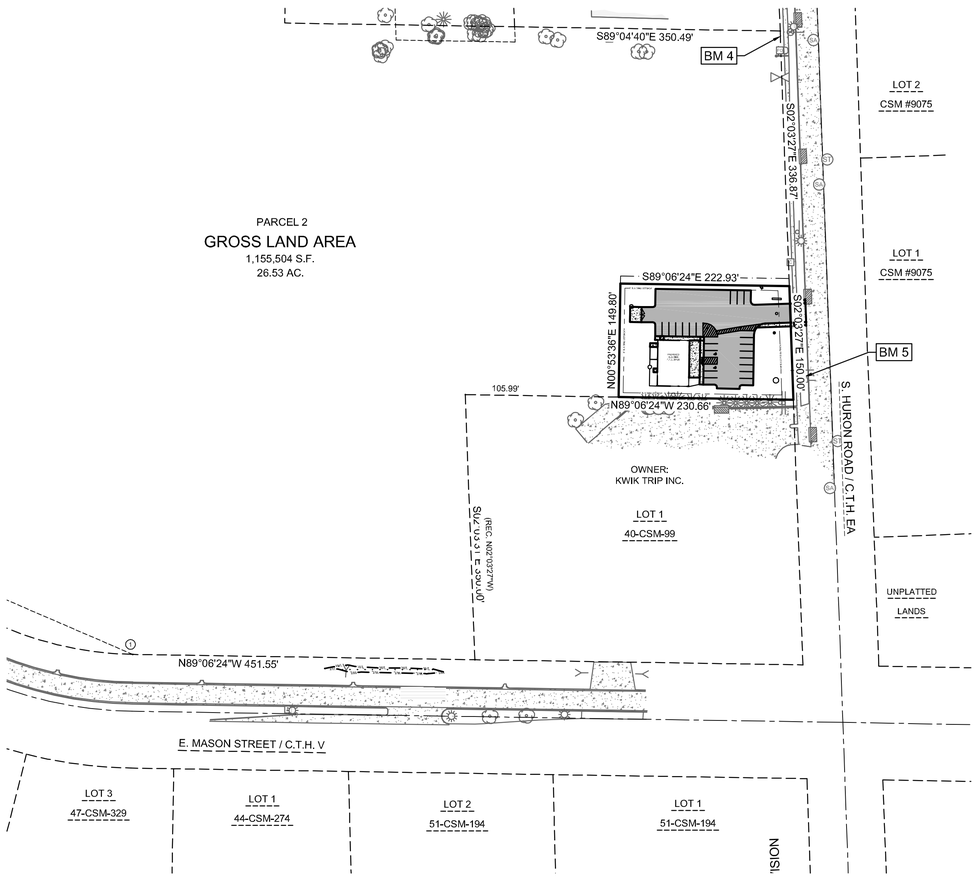

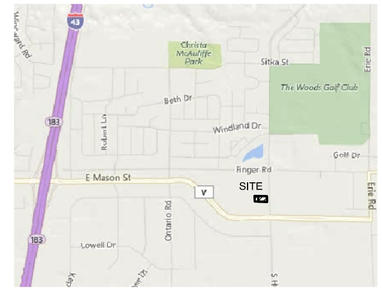

LOCATION MAP

3200 HURON ROAD
GREEN BAY, WI 54311

NOT TO SCALE

Benchmarks		
Label	Elevation	Description
BM 4	292.57	HYDRANT TAG BOLT
BM 5	290.05	HYDRANT TAG BOLT

LEGAL DESCRIPTION

PART OF THE NORTHEAST 1/4 OF THE NORTHWEST $\frac{1}{4}$, SECTION 11, T23N-R21E, CITY OF GREEN BAY, BROWN COUNTY, WISCONSIN.

CIVIL SHEETS INDEX

C0.1 COVER SHEET
C1.0 DEMOLITION PLAN
C2.0 SITE PLAN
C3.0 UTILITY PLAN
C4.0 GRADING PLAN
C5.0 EROSION CONTROL PLAN
C5.1 EROSION CONTROL DETAILS
C6.0 SITE DETAILS
C6.1 UTILITY/GRADING DETAILS
L1.0 LANDSCAPE PLAN

GENERAL NOTES:

1. THE CITY OF GREEN BAY DEPARTMENT OF PUBLIC WORKS MUST BE NOTIFIED THREE (3) WORKING DAYS BEFORE THE START OF ANY STREET CONSTRUCTION WITHIN A PUBLIC RIGHT-OF-WAY, CONTACT MATT WOICEK (920) 448-3100.
2. A TRAFFIC CONTROL PLAN AND PERMITS MUST BE OBTAINED FROM THE CITY OF GREEN BAY TRAFFIC ENGINEER BEFORE THE START OF ANY STREET CONSTRUCTION WITHIN A PUBLIC RIGHT-OF-WAY, CONTACT DAVE HANSON (920) 448-3100.

CIVIL GENERAL NOTES:

1. SURVEY WAS PERFORMED BY MACH IV ENGINEERING & SURVEYING LLC OCTOBER 1ST AND 3RD 2019.
2. SURVEY VERTICAL DATUM IS CITY OF GREEN BAY DATUM.
3. THIS SURVEY DOES NOT GUARANTEE THE EXISTENCE/ NON-EXISTENCE, SIZE, TYPE OR LOCATION OF UNDERGROUND UTILITIES. UTILITIES SHOWN ARE BASED ON ABOVEGROUND UTILITY STRUCTURES (I.E. VALVES, MANHOLES ETC.), AND AVAILABLE UTILITY MAPS AND PLANS.
4. UNLESS OTHERWISE INDICATED, ALL EXISTING STRUCTURES AND FACILITIES SHALL REMAIN.
5. PROVIDE TURF, AS SPECIFIED TO ALL DISTURBED AREAS NOT RECEIVING PAVEMENTS, CURBS, SIDEWALKS, BUILDINGS, OR LANDSCAPING, WITHIN THE LIMITS OF CONSTRUCTION.
6. NO LAND DISTURBING ACTIVITIES SHALL TAKE PLACE UNTIL ALL TEMPORARY SOIL EROSION DEVICES ARE INSTALLED.
7. ALL GRADE TRANSITIONS BETWEEN NEW AND EXISTING SHALL BE SMOOTH AND GRADUAL WITH NO SHARP OR ABRUPT CHANGES.
8. COORDINATE THE WORK OF ALL TRADES - VERIFY ALL FIELD CONDITIONS, QUANTITIES AND DIMENSIONS PRIOR TO COMMENCEMENT OF WORK. ANY DISCREPANCIES SHALL BE PROMPTLY BROUGHT TO THE ATTENTION OF THE ARCHITECT.
9. EXECUTE ALL WORK WITH CARE AS TO PROTECT FROM DAMAGE ADJACENT EXISTING FEATURES TO REMAIN. ANY SUCH DAMAGE SHALL BE REPAIRED OR REPLACED TO MATCH THE ORIGINAL CONDITION AS APPROVED BY THE ARCHITECT.
10. UNLESS REFERRED TO, OR INDICATED AS "EXISTING", ALL WORK SHOWN ON THESE DRAWINGS SHALL BE CONSIDERED AS NEW AND PROVIDED UNDER THIS CONTRACT.
11. FINISHED GRADE OF TOPSOIL (AFTER COMPACTION) SHALL BE 1/2" TO 1" BELOW TOP OF ABUTTING PAVEMENTS, SIDEWALKS, AND CURBING.
12. NO DISTURBANCE SHALL OCCUR OUTSIDE OF SITE LIMITS.
13. GENERAL CONTRACTOR SHALL OBTAIN APPROVAL FROM OWNER AND MUNICIPALITY PRIOR TO ANY LAND DISTURBANCE OUTSIDE THE CONSTRUCTION LIMITS.
14. CONTRACTOR SHALL BE RESPONSIBLE FOR OBTAINING WORK IN RIGHT OF WAY PERMITS.
15. NO HAZARDOUS MATERIALS WILL BE STORED ON-SITE.
16. FOR LEGEND AND ABBREVIATIONS SEE SHEET C0.1.
17. FOR EROSION CONTROL PLAN AND NOTES SEE SHEET C5.0 AND C5.1.
18. FOR NOTES SHOWN THUS, "(1)", SEE SHEET KEY NOTES, ON SHEET THEY APPEAR.

CIVIL LEGEND

	EXISTING	PROPOSED
CABLE PEDESTAL	C	
ELECTRIC METER		
ELECTRIC PEDESTAL	E	
GUY WIRE		
LIGHT POLE		
POWER POLE		
GAS METER		
GAS VALVE		
BOLLARD		
HANDICAP PARKING		
SANITARY CLEANOUT		CO
SANITARY MANHOLE	SA	SA
CATCH BASIN	CB	CB
CULVERT		
DOWNSPOUT		
INLET		
INLET 2' X 2'		
STORM CLEANOUT		CO
STORM MANHOLE	ST	ST
FIBER OPTIC PEDESTAL	FO	
SIGN		
FIRE HYDRANT		
WATER SHUT OFF		
WATER VALVE		

	EXISTING	PROPOSED
EVERGREEN SHRUB		
EVERGREEN TREE		
TREE		
TREE SHRUB		
BUILDING OVERHANG		
UNDERGROUND CABLE	C	
OVERHEAD WIRE	OHP	
UNDERGROUND ELECTRIC	E	
GAS	G	
LANDSCAPE		
FENCE		
GUARDRAIL		
CENTERLINE		
CURB		
PARKING STRIPE		
SANITARY SEWER	SAN	SAN
CULVERT	CLVRT	CLVRT
STORM SEWER	STM	STM
FIBER OPTIC	FO	
WOOD LINE		
RETAINING WALL		
WATERMAIN	WAT	WAT
CONTOUR MAJOR	600	600
CONTOUR MINOR	602	602

	EXISTING	PROPOSED
STANDARD DUTY ASPHALT		
HEAVY DUTY ASPHALT		
BUILDING		
ASPHALT		
CONCRETE		
GRAVEL		
LANDSCAPE WOOD MULCH		
LANDSCAPE STONE MULCH		

ABBREVIATIONS

Ø	DIAMETER	MIN	MINIMUM
AC	ACRE	mm	MILLIMETER
AEW	APRON END WALL	N	NORTH
ASTM	AMERICAN SOCIETY FOR TESTING AND MATERIALS	NE	NORTHEAST
BM	BENCHMARK	OC	ON CENTER
C	CABLE	OD	OUTSIDE DIAMETER
CB	CATCH BASIN	OHP	OVER HEAD POWER
CI	CURB INLET	OL	OUTLOT
CMP	CORRUGATED METAL PIPE	PSI	POUNDS PER SQUARE INCH
CO	CLEAN OUT	PVC	POLYVINYL CHLORIDE
CSM	CERTIFIED SURVEY MAP	R	RADIUS
C.T.H	COUNTY TRUNK HIGHWAY	RAD	RADIUS
DIA	DIAMETER	RCP	REINFORCED CONCRETE PIPE
DOT	DEPARTMENT OF TRANSPORTATION	REQ	REQUIRED
E	EAST	S	SOUTH
E	ELECTRIC (BURIED)	SA	SANITARY
EL	ELEVATION	SAN	SANITARY
FDM	FACILITIES DEVELOPMENT MANUAL	SCHD	SCHEDULE
FFE	FIRST FLOOR ELEVATION	S.D.	SUMP DEPTH
FL	FLOW LINE	SQ	SQUARE
FO	FIBER OPTIC	ST	STORM
FT	FEET	S.T.H.	STATE TRUNK HIGHWAY
G	GAS	STM	STORM
G.F.E.	GROUND FLOOR ELEVATION	T	TELEPHONE
GR	GRADE	T/C	TOP OF CURB
HDPE	HIGH DENSITY POLYETHYLENE	U.S.H.	UNITED STATES HIGHWAY
INL	INLET	V	VARIES
INV	INVERT	W	WEST
M	METER	WAT	WATER
MAX	MAXIMUM	WI	WISCONSIN
MH	MANHOLE	WisDOT	WISCONSIN DEPARTMENT OF TRANSPORTATION

DIGGERS HOTLINE

CALL DIGGERS HOTLINE
1-800-242-8511
TOLL FREE

WISCONSIN STATUTE 182.0175 (1974) REQUIRES MIN. 3 WORK DAYS NOTICE BEFORE YOU EXCAVATE

THE LOCATIONS OF THE EXISTING UTILITY INSTALLATIONS AS SHOWN ON THE PLANS ARE APPROXIMATE. THERE MAY BE OTHER UNDERGROUND UTILITY INSTALLATIONS WITHIN THE PROJECT AREA THAT ARE NOT SHOWN.

100 50 0 100 200
Graphic Scale

MACH IV
ENGINEERING • SURVEYING • ENVIRONMENTAL
2260 Salscheider Court Green Bay, WI 54313
PH:920-569-5765; Fax: 920-569-5767
www.mach-iv.com

I-43 SUB SHOP

COVER SHEET

NO.	REVISION DESCRIPTION

DATE: FEBRUARY 24, 2021
DRAFTED BY: SAH / RPH
CHECKED BY: JE
PROJECT NO.: 1649-10-20
DRAWING NUMBER
SHEET NUMBER
C0.1 OF 10

R:\Jobs\1649-10-20 SCOTTS SUBS\DRAWINGS\1649-10-20 Eng.dwg 4/16/2021 9:26:24 AM

Benchmarks		
Label	Elevation	Description
BM 5	290.05	HYDRANT TAG BOLT

SHEET KEY NOTES:

1. SAW CUT CONCRETE AT NEAREST JOINT IN ACCORDANCE WITH CITY OF GREEN BAY STANDARDS
2. REMOVE CONCRETE SIDEWALK
3. REMOVE CONCRETE CURB HEAD IN ACCORDANCE WITH CITY OF GREEN BAY STANDARDS, REPLACE IN-KIND
4. CONSTRUCTION LIMITS

20 10 0 20 40
Graphic Scale

MACH IV
ENGINEERING • SURVEYING • ENVIRONMENTAL
2260 Salscheider Court Green Bay, WI 54313
PH:920-569-5765; Fax: 920-569-5767
www.mach-iv.com

I-43 SUB SHOP

DEMOLITION PLAN

NO.	REVISION DESCRIPTION

DATE: FEBRUARY 24, 2021
DRAFTED BY: SAH / RPH
CHECKED BY: JE
PROJECT NO.: 1649-10-20
DRAWING NUMBER
SHEET NUMBER
C1.0
OF 10

R:\Jobs\1649-10-20 SCOTTS SUBS\DRAWINGS\1649-10-20 Eng.dwg 4/16/2021 9:26:27 AM

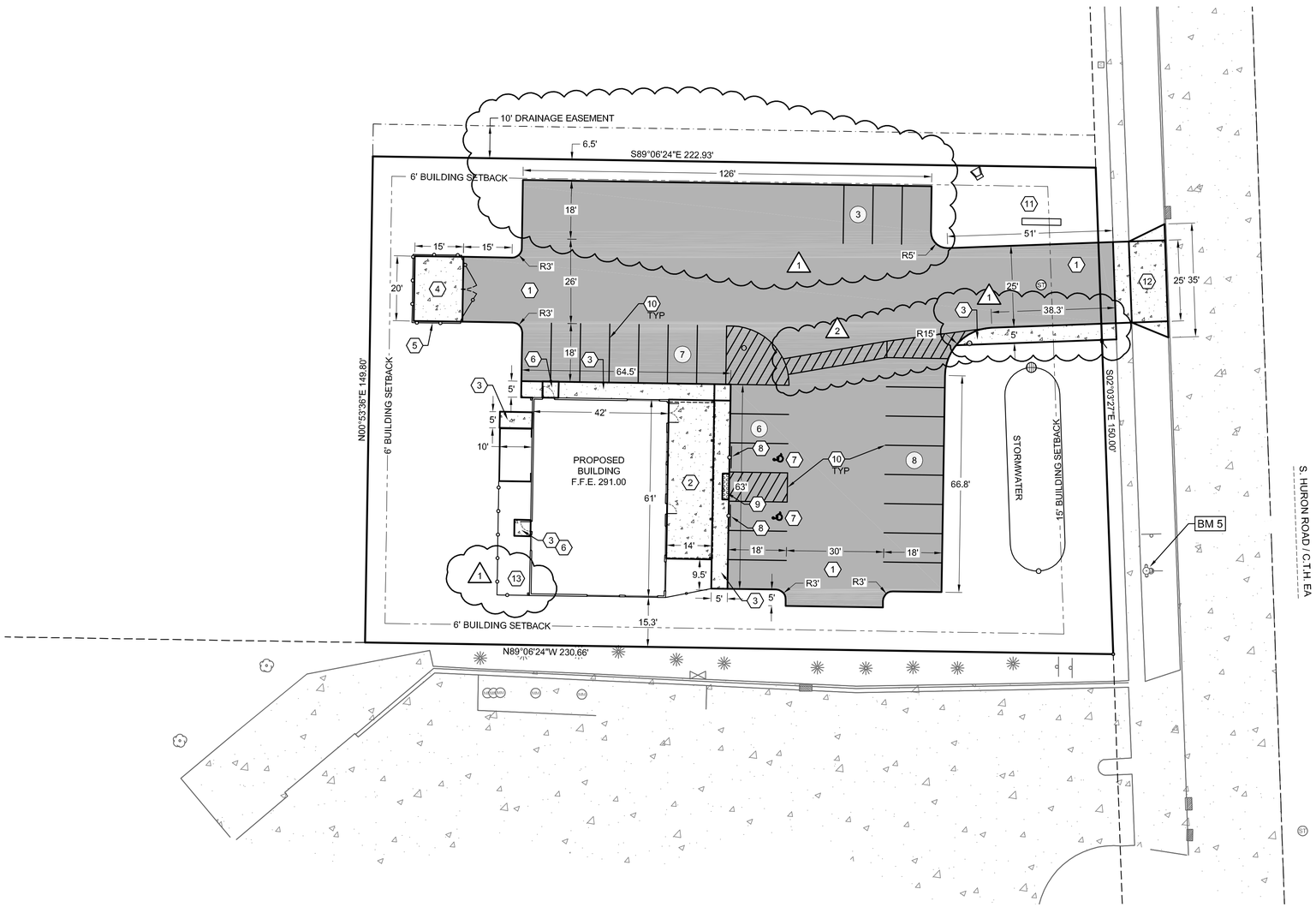

SHEET KEY NOTES:

1. STANDARD DUTY ASPHALT; SEE DETAIL A SHEET C6.0
2. CONCRETE PATIO; SEE DETAIL B SHEET C6.0
3. CONCRETE SIDEWALK; SEE DETAIL C SHEET C6.0
4. DUMPSTER PAD; SEE DETAIL D SHEET C6.0
5. DUMPSTER ENCLOSURE; REFER TO ARCHITECTURAL DRAWINGS
6. STOOP LOCATION; REFER TO ARCHITECTURAL DRAWINGS
7. ADA HANDICAP STALL; SYMBOL
8. ADA HANDICAP SIGN; SEE DETAIL E SHEET C6.0
9. ADA HANDICAP WARNING
10. 4" WIDE PAINT STRIPE; COLOR BY OWNER
11. MONUMENT SIGN
12. CONCRETE DRIVEWAY APRON; SEE DETAIL F SHEET C6.0
13. GROUND MOUNTED MECHANICALS

SITE STATISTICS

PARCEL ADDRESS:	3200 HURON ROAD
PARCELS NUMBER:	21-172-2
PARCEL SIZE:	33,974 SF (0.78 AC)
ZONING:	C-2; GENERAL COMMERCIAL
EXISTING SITE	
GREEN SPACE:	33,974 SF (100%)
IMPERVIOUS AREA	
BUILDING:	0.0 SF (0%)
PAVEMENT:	0.0 SF (0%)
TOTAL IMPERVIOUS:	0.0 SF (0%)
PROPOSED SITE	
TOTAL DISTURBED AREA:	34,816 SF (0.80 AC)
GREEN SPACE PROVIDED:	15,646 SF (46%)
IMPERVIOUS AREA	
BUILDING:	3,413 SF (10%)
PAVEMENT:	14,915 SF (44%)
TOTAL IMPERVIOUS:	18,328 SF (54%)
PARKING PROVIDED	
PARKING SPACES REQ'D/CALCS:	1 / 300 SF NET FLOOR AREA PLUS 1/ 500 SF EXTERIOR SEATING 2,727 SF / 300 SF + 686 SF / 500 SF = 10 +2 = 12 STALLS
PARKING SPACES PROVIDED:	24 STALLS; INCLUDES 2 ADA STALLS
BUILDING INFORMATION	
NUMBER OF STRUCTURES:	1
CLASS OF CONSTRUCTION:	TYPE VB
HEIGHT:	22' - 2 1/8"
NUMBER OF STORIES:	1 STORY
FLOOR AREA RATIO (F.A.R.):	0.1 F.A.R. MINIMUM
F.A.R. PROVIDED:	0.1 F.A.R.

20 10 0 20 40
Graphic Scale

MACH IV
ENGINEERING • SURVEYING • ENVIRONMENTAL
2260 Salscheider Court Green Bay, WI 54313
PH:920-569-5765; Fax: 920-569-5767
www.mach-iv.com

I-43 SUB SHOP

SITE PLAN

NO.	REVISION DESCRIPTION
2	4/14/2021 CITY COMMENTS
1	CITY COMMENTS

DATE: FEBRUARY 24, 2021
DRAFTED BY: SAH / RPH
CHECKED BY: JE
PROJECT NO.: 1649-10-20
DRAWING NUMBER
SHEET NUMBER
C2.0
OF 10

R:\Jobs\1649-10-20 SCOTTS SUBS\DRAWINGS\1649-10-20 Eng.dwg 4/16/2021 9:26:29 AM

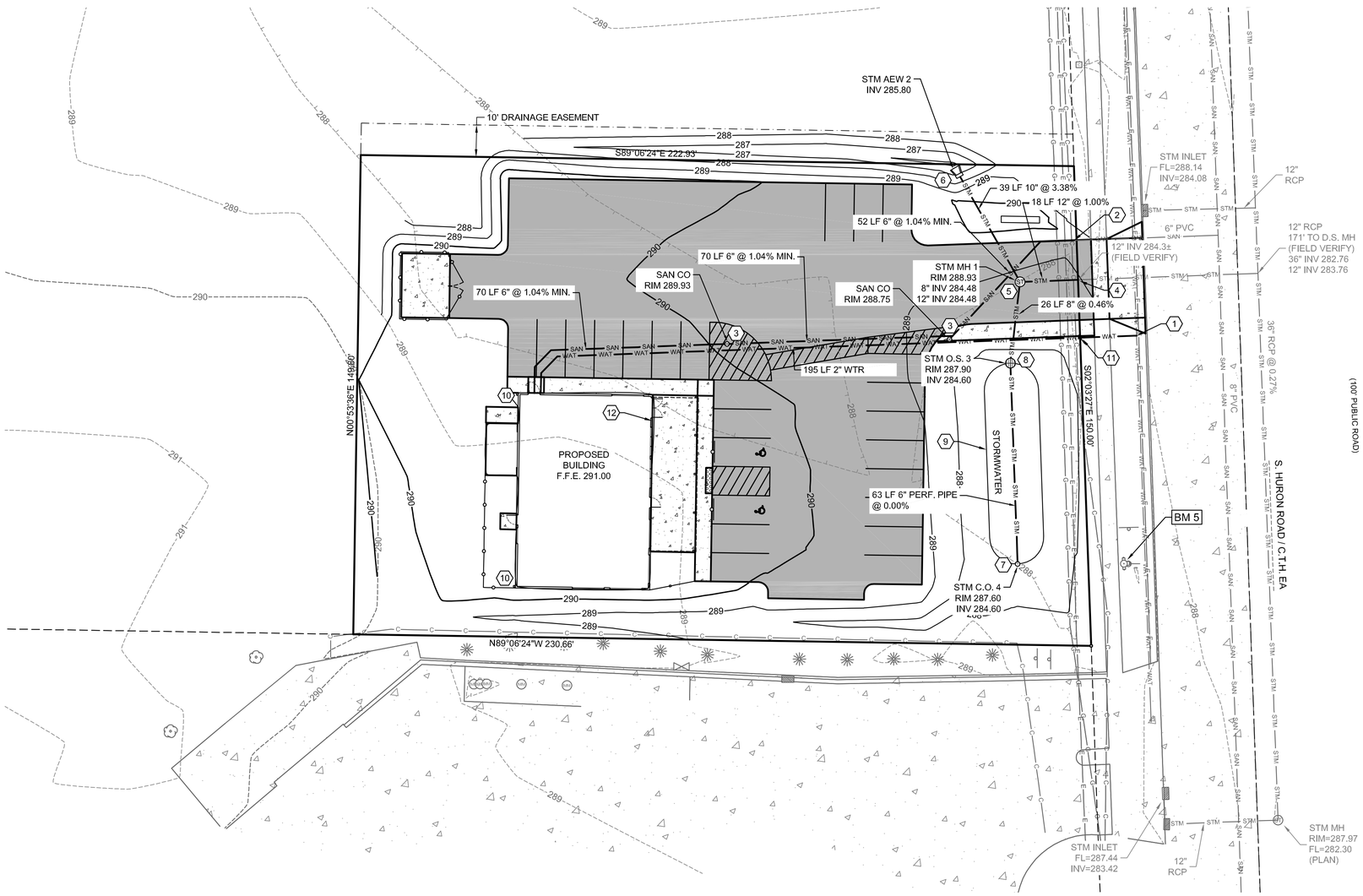

Benchmarks		
Label	Elevation	Description
BM 4	292.57	HYDRANT TAG BOLT
BM 5	290.05	HYDRANT TAG BOLT

REFER TO SHEET C0.1 FOR BENCHMARK LOCATIONS

SHEET KEY NOTES:

1. COORDINATE NEW WATER LATERAL INSTALLATION WITH THE GREEN BAY WATER UTILITY; SEE DETAIL A SHEET C6.1
2. CONNECT TO EXISTING SANITARY LATERAL; LOCATION SHOWN PER CITY RECORD DRAWINGS. FIELD VERIFY LOCATION, SIZE, AND INVERT
3. SANITARY CLEANOUT; SEE DETAIL B SHEET C6.1, CLEANOUTS TO BE LOCATED NO MORE THAN 100 FEET APART
4. CONNECT TO EXISTING STORM LATERAL. LOCATION SHOWN PER CITY RECORD DRAWINGS. FIELD VERIFY LOCATION, SIZE, AND INVERT
5. STORM MANHOLE - 3' DIAMETER, SEE DETAIL C SHEET C6.1
6. 10" APRON END WALL
7. STORM CLEANOUT; SEE DETAIL B SHEET C6.1,
8. STORM BIOFILTER OUTLET STRUCTURE; SEE DETAIL E SHEET C6.1
9. STORM BIOFILTER; REFER TO SHEET C4.0 FOR GRADING AND DETAILS
10. DOWNSPOUT - SLASH ON GRADE, VERIFY WITH ARCHITECTURAL DRAWINGS LOCATION AND NUMBER; SEE DETAIL D SHEET C6.1

1

11. WATER SERVICE CURB STOP BOX
12. KNOX BOX PER GBFD. THE KNOX BOX BRAND LOCKING BOAXES CAN BE PURCHASED ONLINE AT WWW.KNOXBOX.COM/COMMERCIAL-KNOXBOXES/ AND UTILIZING THE GREEN BAY METRO FIRE DEPARTMENT AS THE JURISDICTION.

1

SANITARY AND WATER DEMAND

SANITARY = 75 DFU

WATER = 20.4 GPM

UTILITY NOTES:

1. SANITARY LATERAL SHALL BE PVC SDR 35 (ASTM D-3034) OR SCH 40.
2. WATER SERVICE SHALL BE HDPE OR COPPER. ALL DUCTILE IRON PIPE AND FITTINGS SHALL BE ENCASED IN POLYETHYLENE WRAP.
3. ALL SERVICE LATERALS SHALL HAVE TRACER WIRE.
4. ALL WORK SHALL CONFORM TO THE MOST RECENT EDITION OF "STANDARD SPECIFICATIONS FOR SEWER AND WATER CONSTRUCTION IN WISCONSIN" AND THE MUNICIPALITY'S STANDARD SPECIFICATIONS.
5. WATER LINE THRUST RESTRAINTS (NOT SHOWN FOR CLARITY) SHALL BE PROVIDED AS SPECIFIED FOR CONCRETE THRUST BLOCKS.
6. STORM SEWER SHALL BE PVC SDR 35 (ASTMD-3034) OR SCH 40 UNLESS OTHERWISE NOTED.
7. NOTIFY THE CITY OF GREEN BAY WATER DEPARTMENT THREE (3) WORKING DAYS BEFORE THE START OF ANY WATER MAIN CONSTRUCTION WITHIN A PUBLIC RIGHT OF WAY OR EASEMENT. CONTACT BRIAN POWELL AT 920-448-3480.
8. CONNECTIONS TO MUNICIPALITY SYSTEMS SHALL BE IN ACCORDANCE WITH THEIR STANDARD SPECIFICATIONS.

20 10 0 20 40
Graphic Scale

MACH IV
ENGINEERING • SURVEYING • ENVIRONMENTAL
2260 Salscheider Court Green Bay, WI 54313
PH:920-569-5765; Fax: 920-569-5767
www.mach-iv.com

I-43 SUB SHOP

UTILITY PLAN

NO.	REVISION DESCRIPTION
1	CITY COMMENTS

DATE: FEBRUARY 24, 2021
DRAFTED BY: SAH / RPH
CHECKED BY: JE
PROJECT NO.: 1649-10-20
DRAWING NUMBER
SHEET NUMBER
C3.0 OF 10

R:\Jobs\1649-10-20 SCOTTS SUBS\DRAWINGS\1649-10-20 Eng.dwg 4/16/2021 9:26:33 AM

Benchmarks		
Label	Elevation	Description
BM 4	292.57	HYDRANT TAG BOLT
BM 5	290.05	HYDRANT TAG BOLT

REFER TO SHEET C0.1 FOR BENCHMARK LOCATIONS

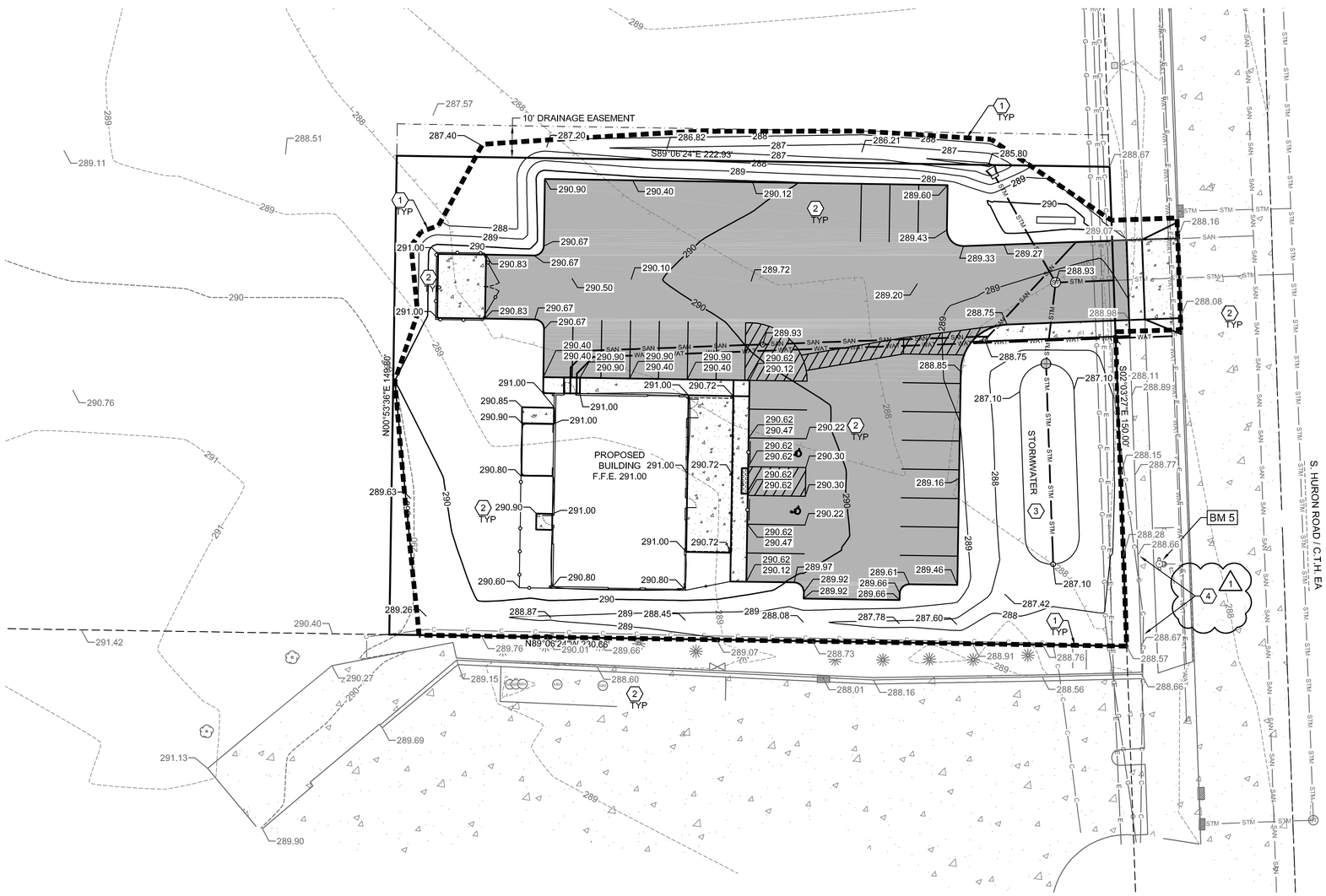

SHEET KEY NOTES:

1. CONSTRUCTION / GRADING LIMITS
2. SPOT GRADE; SEE DETAIL A THIS SHEET
3. BIOIFILTER; SEE DETAIL F SHEET C6.1
4. EMERGENCY OVERFLOW

290.50 — TOP OF CURB/WALL
290.00 — GUTTER/PAVEMENT
290.00 — FINISHED GRADE
(A) 290.00 — EXISTING GRADE

SPOT GRADE KEY

Graphic Scale

MACH IV
ENGINEERING • SURVEYING • ENVIRONMENTAL
2260 Salscheider Court Green Bay, WI 54313
PH:920-569-5765; Fax: 920-569-5767
www.mach-iv.com

I-43 SUB SHOP

GRADING PLAN

NO.	REVISION DESCRIPTION
1	CITY COMMENTS

DATE: FEBRUARY 24, 2021
DRAFTED BY: SAH / RPH
CHECKED BY: JE
PROJECT NO.: 1649-10-20
DRAWING NUMBER
SHEET NUMBER
C4.0 OF 10

R:\Jobs\1649-10-20 SCOTTS SUBS\DRAWINGS\1649-10-20 Eng.dwg 4/16/2021 9:26:37 AM

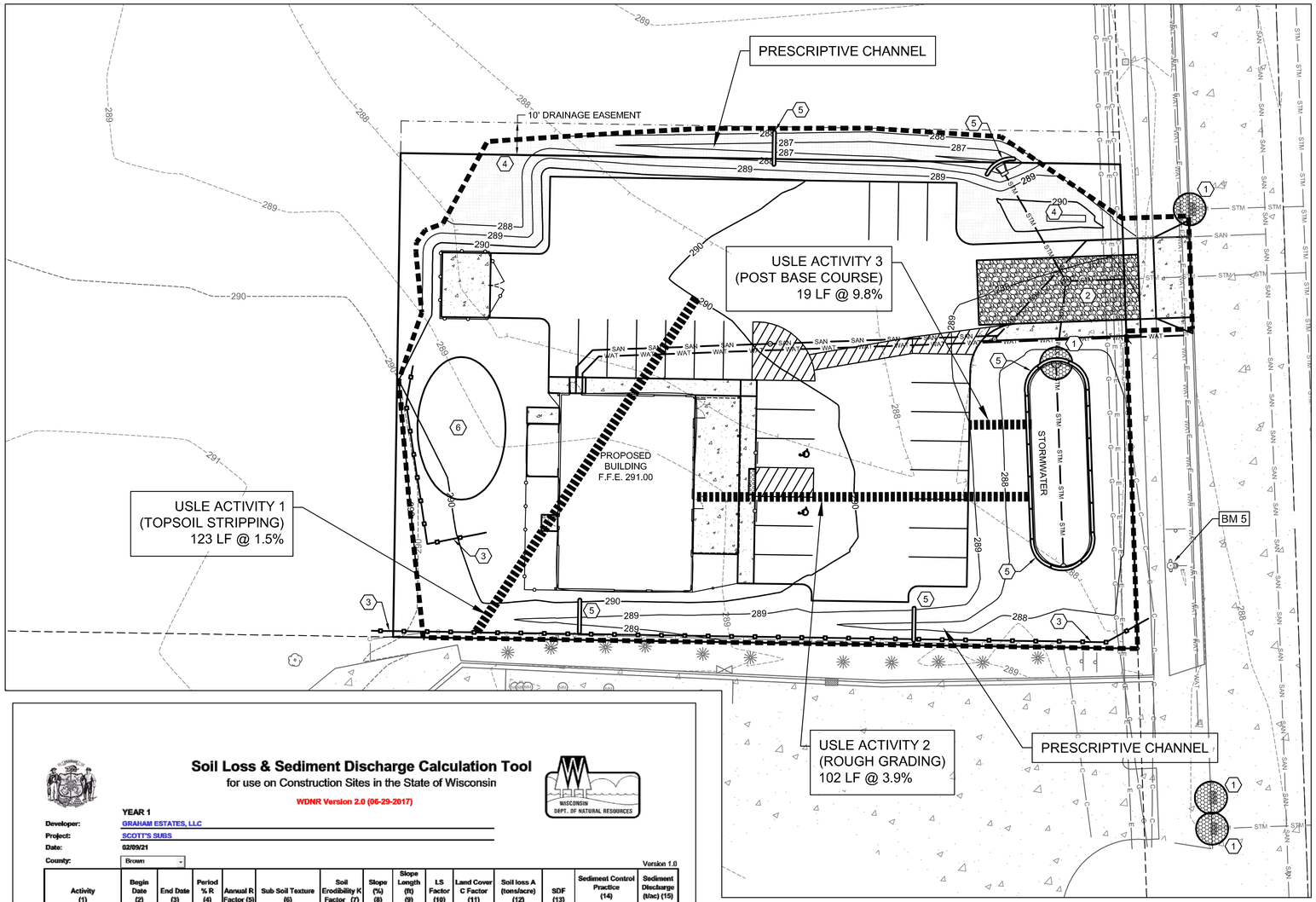

SHEET KEY NOTES:

1. INLET PROTECTION; SEE DETAIL A SHEET C5.1
2. STONE TRACKING PAD; SEE DETAIL B SHEET C5.1
3. SILT FENCE; SEE DETAIL C SHEET C5.1
4. CLASS I, TYPE B WOOD EROSION CONTROL MAT WITH E-STAPLES; SEE DETAIL D SHEET C5.1
5. SEDIMENT LOG; SEE DETAIL E SHEET C5.1
6. TEMPORARY STOCKPILES

EROSION CONTROL PRACTICES:

1. SILT FENCE (TECH. STANDARD 1056)
   SILT FENCING WILL BE REQUIRED DOWNSLOPE OF ALL DISTURBED AREAS, INCLUDING ANY DISTURBED AREAS OF THE INDIVIDUAL LOTS, AND WHERE NOTED ON THE SITE PLAN. IF THE SILT FENCE IS LOCATED IN A CHANNELIZED AREA, TWO CONSECUTIVE SILT FENCES WILL BE INSTALLED, OR ONE STRAW BALE FENCE WILL BE INSTALLED.
2. INLET PROTECTION (TECH STANDARD 1060)
   INLET PROTECTION SHALL BE INSTALLED AT ALL EXISTING AND PROPOSED STORM DRAIN INLETS ON THE PROJECT SITE AND IMMEDIATELY DOWN STREAM FROM ANY DISTURBED AREAS.
3. DUST CONTROL (TECH STANDARD 1068)
   DUST CONTROL SHALL BE IMPLEMENTED IN ACCORDANCE WITH THE ABOVE MENTIONED TECHNICAL STANDARD. WHERE POSSIBLE DUST CONTROL SHALL BE WISDOT TYPE B SOIL STABILIZER OR TEMPORARY SEED.
4. STOCKPILED TOPSOIL/TEMPORARY FILL PILES
   SILT FENCING OR STRAW BALE FENCING WILL BE REQUIRED AROUND ALL STOCKPILED TOPSOIL OR TEMPORARY FILL PILES. SOIL PILES OF MORE THAN 10 CUBIC YARDS THAT WILL BE IN EXISTENCE FOR MORE THAN 7 DAYS SHALL BE SEEDED AND/OR MULCHED TO PROVIDE VEGETATIVE COVER AND SHALL USE SILT FENCING OR STRAW BALES FENCING UNTIL THE VEGETATION IS ESTABLISHED.
5. TEMPORARY CONSTRUCTION ENTRANCE/EXIT (TECH. STANDARD 1057)
   A NEW GRAVEL CONSTRUCTION ENTRANCE WILL BE INSTALLED AT ALL CONSTRUCTION ACCESS POINTS TO PREVENT SEDIMENT FROM TRACKING ONTO THE ROADWAYS.
6. EROSION CONTROL MATS (TECH. STANDARD 1053)
   EROSION CONTROL MATS WILL BE INSTALLED IN AREAS AS SHOWN ON THE SITE PLAN, AND IN ALL OTHER AREAS WHERE EXCESSIVE EROSION IS TAKING PLACE. INSTALLATION WILL FOLLOW MANUFACTURER'S RECOMMENDATIONS FOR PLACEMENT AND STAPLING.
7. DEWATERING (TECH STANDARD 1061)
   SHOULD DEWATERING BE REQUIRED FOR INSTALLATION OF PLANNED IMPROVEMENTS, SEDIMENT SHALL BE REMOVED FROM WATER GENERATED DURING DEWATERING ACTIVITIES PRIOR TO DISCHARGING OFF-SITE OR TO WATERS OF THE STATE.

MAINTENANCE PLAN:

1. ALL EROSION CONTROL AND STORM WATER MANAGEMENT PRACTICES WILL BE CHECKED FOR STABILITY AND OPERATION EVERY 7 DAYS AND WITHIN 24 HOURS OF A STORM PRODUCING AT LEAST 0.5 INCHES OF RAINFALL. ANY NEEDED REPAIRS WILL BE MADE IMMEDIATELY TO MAINTAIN ALL PRACTICES AS DESIGNED. ALSO, ANY SEDIMENT THAT HAS BEEN DEPOSITED OFF-SITE FROM THIS CONSTRUCTION PROJECT SHALL BE CLEANED UP IMMEDIATELY.
2. REMOVE SEDIMENT FROM BEHIND ANY SILT FENCE WHEN IT HAS ACCUMULATED TO A DEPTH OF $\frac{1}{4}$ FENCE HEIGHT OR MORE. WHEN THE FENCE CAN NO LONGER FILTER WATER OR TRAP SEDIMENT, REPAIR THE SILT FENCE TO PROVIDE AN EFFECTIVE BARRIER.
3. ALL SEEDED AREAS, INCLUDING THE GRASS LINED CHANNELS, WILL BE RESEEDED AND MULCHED AS NECESSARY TO MAINTAIN A VIGOROUS, DENSE VEGETATIVE COVER.
4. ANY UNPROTECTED DRAINAGE DITCHES EXPERIENCING EXCESSIVE EROSION AND CHANNEL DEGRADATION DUE TO HIGH RUNOFF VOLUMES WILL BE REGRADED AND COVERED WITH A BIODEGRADABLE EROSION CONTROL MAT. INSTALLATION WILL FOLLOW MANUFACTURER'S RECOMMENDATIONS.
5. REMOVE SILT FENCE AND TEMPORARY STRUCTURES AFTER FINAL STABILIZATION AND VEGETATIVE COVER IS ESTABLISHED.
6. SEDIMENT THAT HAS MIGRATED OFF SITE ONTO ADJACENT PROPERTIES SHALL BE SWEPT OFF PAVEMENTS AND REMOVED FROM VEGETATED AREAS DAILY.
7. COPIES OF THE EROSION & SEDIMENT CONTROL PLAN SHALL BE KEPT ON SITE.
8. MAINTAIN EROSION AND SEDIMENT CONTROL PER THE PLAN AND AS NECESSARY TO MEET THE REQUIREMENTS OF THE ORDINANCE, UNTIL THE SITE HAS UNDERGONE FINAL STABILIZATION AND RECEIVED FINAL ACCEPTANCE FROM THE MUNICIPALITY.
9. AN EROSION AND SEDIMENT CONTROL PRACTICE INSPECTION LOG SHALL BE MAINTAINED. LOG SHALL NOTE THE TIME, DATE AND LOCATION OF INSPECTION, THE PHASE OF CONSTRUCTION AT THE SITE, PERSON DOING THE INSPECTION, ASSESSMENT OF CONTROL PRACTICES, AND DESCRIPTION OF EROSION AND SEDIMENT CONTROL MEASURES OR MAINTENANCE DONE IN RESPONSE TO INSPECTION.

CONSTRUCTION NOTES:

1. TOPSOIL TO BE REMOVED FROM THE PROJECT SITE PRIOR TO PLACEMENT OF FILL OR SUBGRADE MATERIAL. EXCESS TOPSOIL TO BE STOCKPILED ON THE SITE AS INDICATED.
2. ALL EXCAVATED AREAS NOT RECEIVING PAVEMENT TO BE COVERED WITH A MINIMUM OF 6" OF TOPSOIL, SEEDED AND MULCHED AS SOON AS FINAL GRADE HAS BEEN ACHIEVED. SEEDING SHALL BE IN ACCORDANCE WITH WDNR TECH. STANDARD (1059).
3. EROSION CONTROL METHODS SHALL BE IMPLEMENTED, AS DIRECTED BY THE ENGINEER, PRIOR TO AND DURING CONSTRUCTION, TO CONTROL WATER POLLUTION, EROSION AND SILTATION, INCLUDING, BUT NOT LIMITED TO HAY BALE DIKES AND SILT FENCES, ALL EROSION CONTROL MEASURES SHALL BE INSTALLED AND MAINTAINED IN ACCORDANCE WITH THE WDNR TECHNICAL STANDARDS.
4. CONTRACTOR IS RESPONSIBLE FOR OBTAINING ALL NECESSARY PERMITS.
5. CONTRACTOR IS RESPONSIBLE FOR CONTACTING DIGGERS HOTLINE FOR THE LOCATION OF THE UTILITIES.
6. SITE DEWATERING IS NOT ANTICIPATED, HOWEVER SHOULD DEWATERING BE NECESSARY, IT SHALL BE PERFORMED IN ACCORDANCE WITH WDNR TECHNICAL STANDARD (1061).
7. THE CONTRACTOR SHALL DISPOSE OF ALL WASTE AND EXCESS MATERIAL AT AN APPROVED LOCATION.

CONSTRUCTION SEQUENCE:

JANUARY 2021 TO JUNE 2021

- INSTALL EROSION CONTROL DEVICES IN ACCORDANCE WITH THE WDNR TECHNICAL STANDARDS AND STORMWATER MANAGEMENT PLAN.
- STRIP TOPSOIL WITHIN GRADING LIMITS
- CONSTRUCT DIVERSION SWALE ALONG NORTH PROPERTY LINE AND CONSTRUCT STORM SEWER FROM DIVERSION SWALE TO EXISTING STORM LATERAL
- EXCAVATE BIOFILTER (DO NOT PLACE PLACE STONE OR ENGINEERED SOIL UNTIL UPLAND AREAS STABILIZED)
- ROUGH GRADE SITE
- CONSTRUCT BUILDING
- INSTALL SITE UTILITIES
- INSTALL BASE COURSE
- INSTALL PAVEMENT
- TOPSOIL, SEED, FERTILIZE AND MULCH/EROSION MAT
- FINISH BIOFILTER CONSTRUCTION
- RE-SEED ANY UNVEGETATED AREAS
- REMOVE TEMPORARY EROSION CONTROL BMPS UPON SITE STABILIZATION

Soil Loss & Sediment Discharge Calculation Tool

for use on Construction Sites in the State of Wisconsin

WDNR Version 2.0 (06-29-2017)

WISCONSIN DEPT. OF NATURAL RESOURCES

YEAR 1

Developer: GRAHAM ESTATES, LLC
Project: SCOTT'S SUBS
Date: 02/09/21
County: Brown

Version 1.0

Activity (1)	Begin Date (2)	End Date (3)	Period % R (4)	Annual R Factor (5)	Sub Soil Texture (6)	Soil Erodibility K Factor (7)	Slope (%) (8)	Slope Length (ft) (9)	LS Factor (10)	Land Cover C Factor (11)	Soil loss A (tons/acre) (12)	SDF (13)	Sediment Control Practice (14)	Sediment Discharge (t/ac) (15)
Bare Ground	03/01/21	03/15/21	1.0%	100	Silty Clay	0.28	1.5%	123	0.17	1.00	0.0	0.995		0.0
Bare Ground	03/15/21	04/15/21	3.1%	100	Silty Clay	0.28	3.9%	102	0.39	1.00	0.3	0.915	Manufactured Pe	0.2
Bare Ground	04/15/21	07/01/21	33.7%	100	Silty Clay	0.28	9.8%	19	0.58	1.00	5.5	0.814	Manufactured Pe	2.7
Seed with Mulch or Er	07/01/21	09/01/21	40.6%	100	Silty Clay	0.28	9.8%	19	0.58	0.10	0.7	0.814	Manufactured Pe	0.3
End	09/01/21	-----	-----	-----	------	-----	9.8%	0	-----	------	-----	0.000		0.0
		-----	-----	-----	------	-----	0.0%	0	-----	------	-----	0.000		0.0
										TOTAL	6.6		TOTAL	3.3
													% Reduction Required	NONE

Notes:
See Help Page for further descriptions of variables and items in drop-down boxes.
The last land disturbing activity on each sheet must be 'End'. This is either 12 months from the start of construction or final stabilization.
For periods of construction that exceed 12 months, please demonstrate that 5 tons/acre/year is not exceeded in any given 12 month period.

Recommended Permanent Seeding Dates:

4/15-6/1 and 8/1-8/21 Turf, introduced grasses and legumes
Thaw-6/30 Native Grasses, forbs, and legumes

NOTE: THIS TOOL ONLY ADDRESSED SOIL EROSION DUE TO SHEET FLOW. MEASURES TO CONTROL CHANNEL EROSION MAY ALSO BE REQUIRED TO MEET SEDIMENT DISCHARGE REQUIREMENTS.

Designed By:	MACH IV
Date	

R:\Jobs\1649-10-20 SCOTTS SUBS\CALCULATIONS\USLEmodel (2).xlsm

Graphic Scale: 20 10 0 20 40

MACH IV
ENGINEERING • SURVEYING • ENVIRONMENTAL
2260 Salscheider Court Green Bay, WI 54313
PH:920-569-5765; Fax: 920-569-5767
www.mach-iv.com

I-43 SUB SHOP

EROSION CONTROL PLAN

NO.	REVISION DESCRIPTION

DATE: FEBRUARY 24, 2021
DRAFTED BY: SAH / RPH
CHECKED BY: JE
PROJECT NO.: 1649-10-20
DRAWING NUMBER
SHEET NUMBER
C5.0 OF 10

R:\Jobs\1649-10-20 SCOTTS SUBS\DRAWINGS\1649-10-20 Eng.dwg 4/16/2021 9:26:41 AM

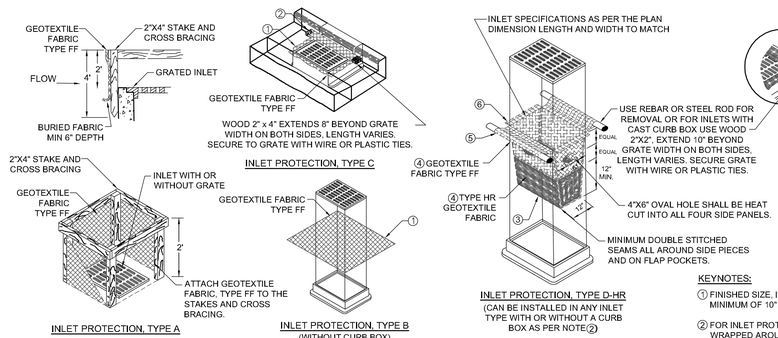

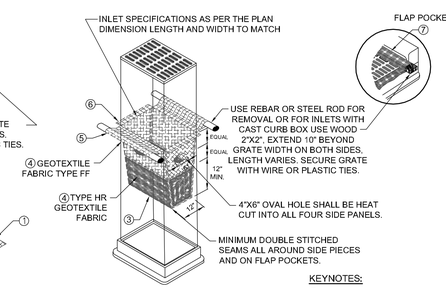

INSTALLATION NOTES
TYPE D-HR
DO NOT INSTALL INLET PROTECTION TYPE D IN INLETS SHALLOWER THAN 30", MEASURED FROM THE BOTTOM OF THE INLET TO THE TOP OF THE GRATE.
TRIM EXCESS FABRIC IN THE FLOW LINE TO WITHIN 3" OF THE GRATE. THE INSTALLED BAG SHALL HAVE A MINIMUM SIDE CLEARANCE, BETWEEN THE INLET WALLS AND THE BAG, MEASURED AT THE BOTTOM OF THE OVERFLOW HOLES, OF 3".
WHERE NECESSARY THE CONTRACTOR SHALL CINCH THE BAG, USING PLASTIC ZIP TIES, TO ACHIEVE THE 3" CLEARANCE. THE TIES SHALL BE PLACED AT A MAXIMUM OF 4" FROM THE BOTTOM OF THE BAG.

This drawing based on Wisconsin Department of Transportation Standard Detail Drawing B E 10-2.

INSTALLATION NOTES TYPE B & C

TRIM EXCESS FABRIC IN THE FLOW LINE TO WITHIN 3" OF THE GRATE. THE CONTRACTOR SHALL DEMONSTRATE A METHOD OF MAINTENANCE, USING A SEWN FLAP, HAND HOLDS OR OTHER METHOD TO PREVENT ACCUMULATED SEDIMENT FROM ENTERING THE INLET.

GENERAL NOTES
MANUFACTURED ALTERNATIVES APPROVED AND LISTED ON THE DEPARTMENT'S EROSION CONTROL PRODUCT ACCEPTABILITY LIST MAY BE SUBSTITUTED. WHEN REMOVING OR MAINTAINING INLET PROTECTION, CARE SHALL BE TAKEN SO THAT THE SEDIMENT TRAPPED ON THE GEOTEXTILE FABRIC DOES NOT FALL INTO THE INLET. ANY MATERIAL FALLING INTO THE INLET SHALL BE REMOVED IMMEDIATELY.

KEYNOTES:

① FINISHED SIZE, INCLUDING FLAP POCKETS WHERE REQUIRED, SHALL EXTEND A MINIMUM OF 10" AROUND THE PERIMETER TO FACILITATE MAINTENANCE OR REMOVAL.

② FOR INLET PROTECTION, TYPE C (WITH CURB BOX), AN ADDITIONAL 18" OF FABRIC IS WRAPPED AROUND THE WOOD AND SECURED WITH STAPLES. THE WOOD SHALL NOT BLOCK THE ENTIRE HEIGHT OF THE CURB BOX OPENING.

③ TAPER BOTTOM OF BAG TO MAINTAIN THREE INCHES OF CLEARANCE BETWEEN BAG AND THE STRUCTURE, MEASURED FROM BOTTOM OF THE OVERFLOW OPENINGS TO THE STRUCTURE WALL.

④ GEOTEXTILE FABRIC, TYPE FF FOR FLAPS AND TOP HALF OF FILTER BAG. GEOTEXTILE FABRIC, TYPE HR FOR BOTTOM HALF OF FILTER BAG WITH FRONT, BACK, AND BOTTOM BEING ONE PIECE.

⑤ FRONT LIFTING FLAP IS TO BE USED WHEN REMOVING AND MAINTAINING FABRIC BAG.

⑥ SIDE FLAPS SHALL BE A MAXIMUM OF TWO INCHES LONG. FOLD THE FABRIC OVER AND REINFORCE WITH MULTIPLE STITCHES.

⑦ FLAP POCKETS SHALL BE LARGE ENOUGH TO ACCEPT WOOD 2" X 2". THE REBAR, STEEL PIPE OR WOOD SHALL BE INSTALLED IN THE REAR FLAP AND SHALL NOT BLOCK THE TOP HALF OF THE CURB FACE OPENING.

INLET PROTECTION TYPES:

1. ALL INLETS IN PUBLIC RIGHTS OF WAY SHALL RECEIVE INLET PROTECTION TYPE D-HR AS DETAILED ON SHEET C5.1.
2. INLETS ON PRIVATE PROPERTY SHALL RECEIVE INLET PROTECTION TYPE B OR C(DEPENDANT ON CASTING TYPE), FOR INLETS IN PAVED AREAS, AND INLET PROTECTION TYPE A IN UN-PAVED AREAS.

A

INLET PROTECTION

TABLE 1: GRADATION FOR STONE TRACKING PADS

SIEVE SIZE	% PASSING BY WEIGHT
3"	100
2 1/2"	90-100
1 1/2"	25-60
3/4"	0-20
3/8"	0-5

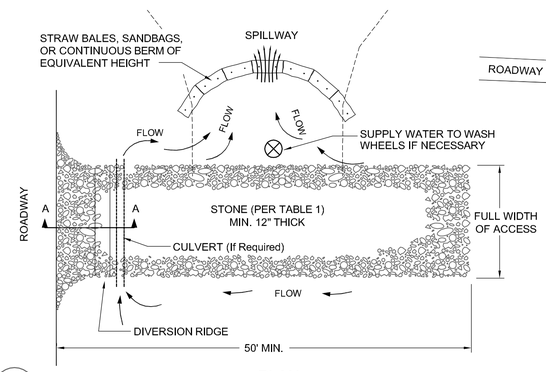

PLAN



SECTION A - A

NOTES:

1. TRACKING PAD SHALL BE FULL WIDTH OF THE ACCESS POINT UNLESS EXITING TRAFFIC IS RESTRICTED TO A DEDICATED EGRESS LANE WITH A MINIMUM 12 FOOT WIDTH.
2. THE ENTRANCE SHALL BE MAINTAINED IN A CONDITION THAT WILL PREVENT TRACKING OR FLOWING OF SEDIMENT ONTO PUBLIC RIGHT-OF-WAYS. THIS MAY REQUIRE TOP DRESSING, REPAIR AND/OR CLEANOUT OF ANY MEASURES USED TO TRAP SEDIMENT.
3. WHEN NECESSARY, WHEELS SHALL BE CLEANED PRIOR TO ENTRANCE ONTO PUBLIC RIGHT-OF-WAY.
4. WHEN WASHING IS REQUIRED, IT SHALL BE DONE ON AN AREA STABILIZED WITH CRUSHED STONE THAT DRAINS INTO AN APPROVED EROSION CONTROL BMP.
5. USE SANDBAGS, STRAW BALES OR OTHER APPROVED METHODS TO CHANNELIZE RUNOFF TO BMP AS REQUIRED.

B

STONE TRACKING PAD

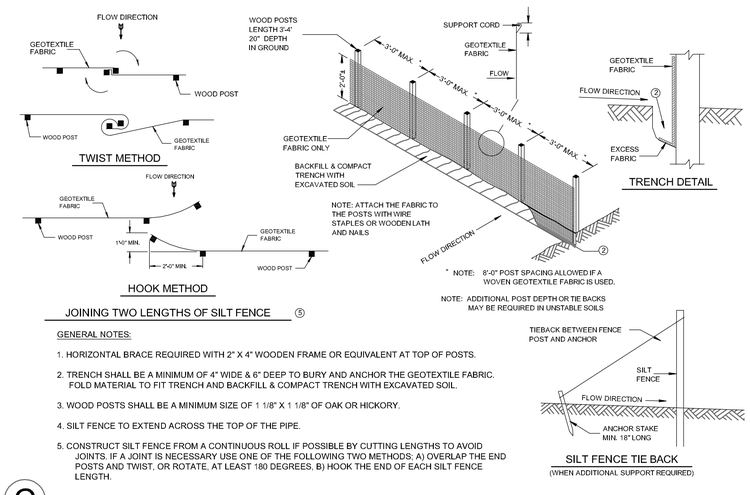

JOINING TWO LENGTHS OF SILT FENCE ⑤

GENERAL NOTES:

1. HORIZONTAL BRACE REQUIRED WITH 2" X 4" WOODEN FRAME OR EQUIVALENT AT TOP OF POSTS.
2. TRENCH SHALL BE A MINIMUM OF 4" WIDE & 6" DEEP TO BURY AND ANCHOR THE GEOTEXTILE FABRIC. FOLD MATERIAL TO FIT TRENCH AND BACKFILL & COMPACT TRENCH WITH EXCAVATED SOIL.
3. WOOD POSTS SHALL BE A MINIMUM SIZE OF 1 1/8" X 1 1/8" OF OAK OR HICKORY.
4. SILT FENCE TO EXTEND ACROSS THE TOP OF THE PIPE.
5. CONSTRUCT SILT FENCE FROM A CONTINUOUS ROLL IF POSSIBLE BY CUTTING LENGTHS TO AVOID JOINTS. IF A JOINT IS NECESSARY USE ONE OF THE FOLLOWING TWO METHODS: A) OVERLAP THE END POSTS AND TWIST, OR ROTATE, AT LEAST 180 DEGREES, B) HOOK THE END OF EACH SILT FENCE LENGTH.

C

SILT FENCE

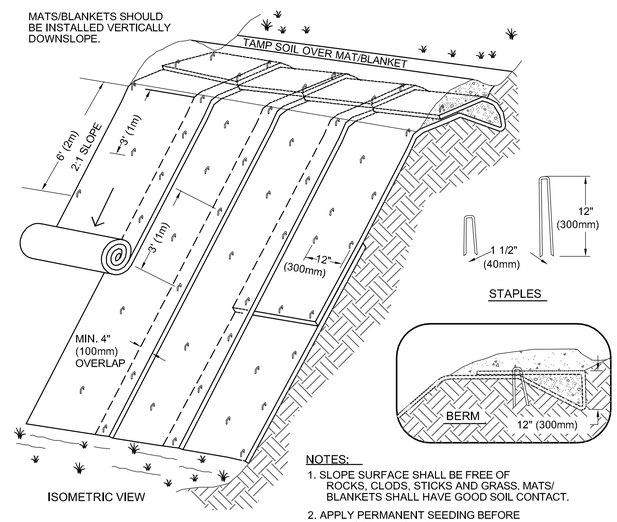

TYPICAL SLOPE SOIL STABLIZATION

NOTES:

1. SLOPE SURFACE SHALL BE FREE OF ROCKS, CLODS, STICKS AND GRASS. MATS/ BLANKETS SHALL HAVE GOOD SOIL CONTACT.
2. APPLY PERMANENT SEEDING BEFORE PLACING BLANKETS.
3. LAY BLANKETS LOOSELY AND STAKE OR STAPLE TO MAINTAIN DIRECT CONTACT WITH THE SOIL. DO NOT STRETCH.

D

EROSION CONTROL MAT FOR SLOPE INSTALLATION

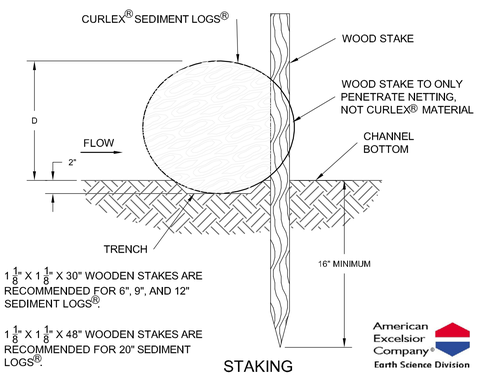

$1\frac{1}{8}$" X $1\frac{1}{8}$" X 30" WOODEN STAKES ARE RECOMMENDED FOR 6", 9", AND 12" SEDIMENT LOGS®.

$1\frac{1}{8}$" X $1\frac{1}{8}$" X 48" WOODEN STAKES ARE RECOMMENDED FOR 20" SEDIMENT LOGS®.

STAKING

American Excelsior Company® Earth Science Division

E

CURLEX® SEDIMENT LOGS®

MACH IV
ENGINEERING • SURVEYING • ENVIRONMENTAL
2260 Salscheider Court Green Bay, WI 54313
PH:920-569-5765; Fax: 920-569-5767
www.mach-iv.com

I-43 SUB SHOP

EROSION CONTROL DETAILS

NO.	REVISION DESCRIPTION

DATE: FEBRUARY 24, 2021
DRAFTED BY: SAH / RPH
CHECKED BY: JE
PROJECT NO.: 1649-10-20
DRAWING NUMBER
SHEET NUMBER
C5.1
OF 10

R:\Jobs\1649-10-20 SCOTTS SUBS\DRAWINGS\1649-10-20 Eng.dwg 4/16/2021 9:26:54 AM

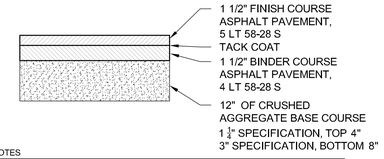

NOTES

1. CONSTRUCTION SHALL BE IN ACCORDANCE WITH WISCONSIN DOT STANDARD SPECIFICATION FOR ROAD AND BRIDGE CONSTRUCTION.

A

STANDARD DUTY ASPHALT PAVEMENT

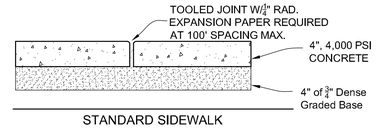

STANDARD SIDEWALK

NOTES:

1. CONCRETE SHALL RECEIVE A BROOMED FINISH.
2. JOINT SPACING SHALL BE 5' OR WIDTH OF SIDEWALK, WHICHEVER IS GREATER. (10' MAX).
3. SIDEWALK WIDTH VARIES.

B

CONCRETE PATIO

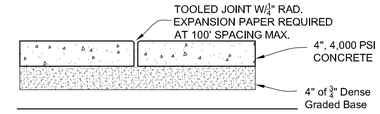

STANDARD SIDEWALK

NOTES:

1. CONCRETE SHALL RECEIVE A BROOMED FINISH.
2. JOINT SPACING SHALL BE 5' OR WIDTH OF SIDEWALK, WHICHEVER IS GREATER. (10' MAX).
3. SIDEWALK WIDTH VARIES.

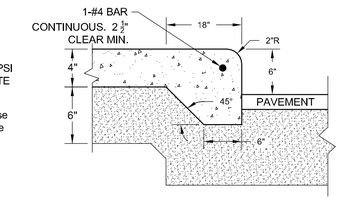

THICKENED EDGE FOR
MONOLITHIC SIDEWALK

C

CONCRETE SIDEWALK

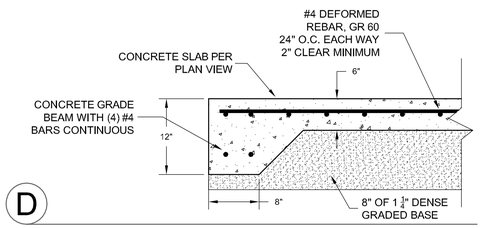

D

DUMPSTER ENCLOSURE PAD

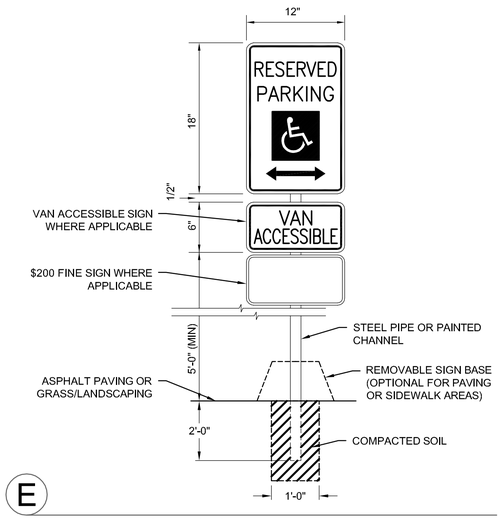

E

ADA HANDICAP SIGN

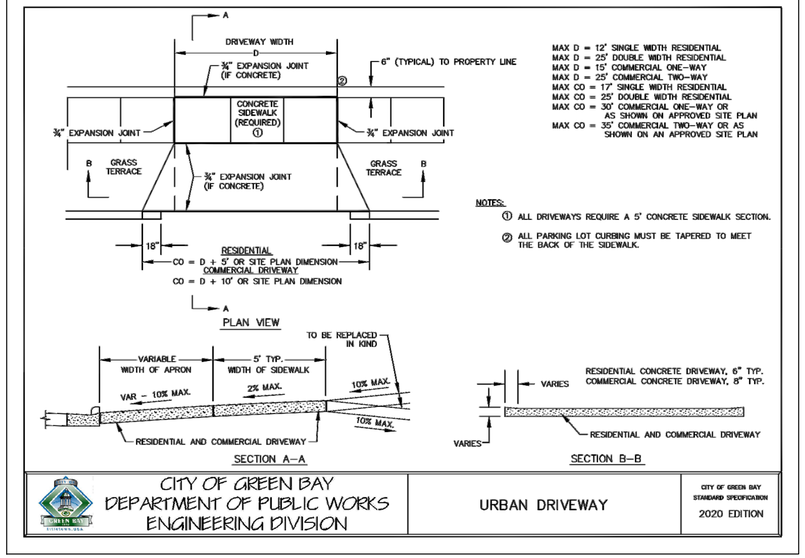

F

CONCRETE DRIVEWAY APRON

MACH IV
ENGINEERING • SURVEYING • ENVIRONMENTAL
2260 Salscheider Court Green Bay, WI 54313
PH:920-569-5765; Fax: 920-569-5767
www.mach-iv.com

I-43 SUB SHOP

SITE DETAILS

NO.	REVISION DESCRIPTION

DATE: FEBRUARY 24, 2021
DRAFTED BY: SAH / RPH
CHECKED BY: JE
PROJECT NO.: 1649-10-20
DRAWING NUMBER
SHEET NUMBER
C6.0
OF 10

R:\Jobs\1649-10-20 SCOTTS SUBS\DRAWINGS\1649-10-20 Eng.dwg 4/16/2021 9:26:56 AM

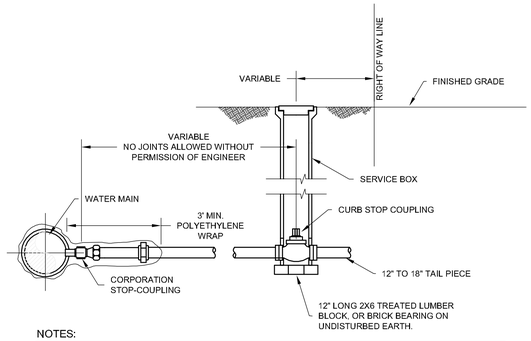

NOTES:

1. WATER SERVICE CONNECTION SHALL BE INSTALLED IN ACCORDANCE WITH THE STANDARD SPECIFICATION FOR SEWER & WATER CONSTRUCTION IN WISCONSIN.
2. DISTANCE FROM CURB STOP TO RIGHT OF WAY LINE VARIES BY MUNICIPALITY. CONTRACTOR SHALL CONTACT LOCAL PUBLIC WORKS/WATER DEPARTMENT TO COORDINATE CURB STOP PROXIMITY TO RIGHT OF WAY LINE.
3. PROVIDE FROST PROTECTION ON SERVICE BOX IN ACCORDANCE WITH STATE STANDARDS.
4. PIPE MATERIAL SHALL BE IN ACCORDANCE WITH LOCAL MUNICIPAL STANDARD. IF NO STANDARD IS PRESENT, PIPE SHALL BE EITHER TYPE K COPPER, OR SDR 9 PE.

A

WATER SERVICE CONNECTION

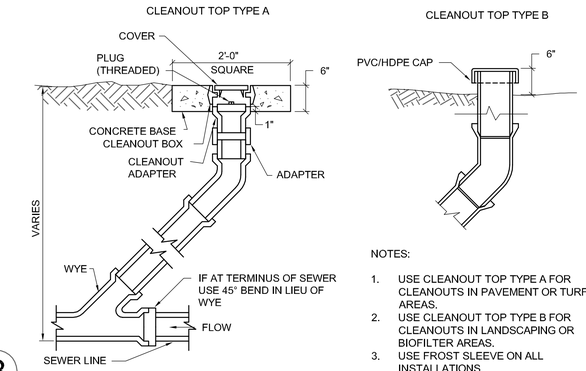

NOTES:

1. USE CLEANOUT TOP TYPE A FOR CLEANOUTS IN PAVEMENT OR TURF AREAS.
2. USE CLEANOUT TOP TYPE B FOR CLEANOUTS IN LANDSCAPING OR BIOFILTER AREAS.
3. USE FROST SLEEVE ON ALL INSTALLATIONS

B

CLEANOUT

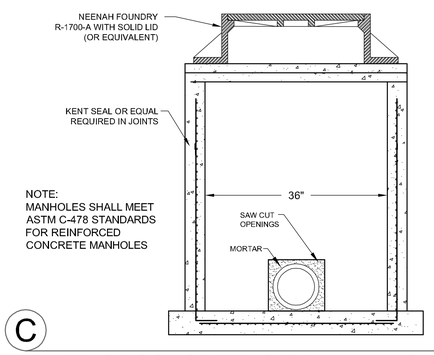

NOTE:
MANHOLES SHALL MEET ASTM C-478 STANDARDS FOR REINFORCED CONCRETE MANHOLES

C

PRECAST CONCRETE STORM MANHOLE

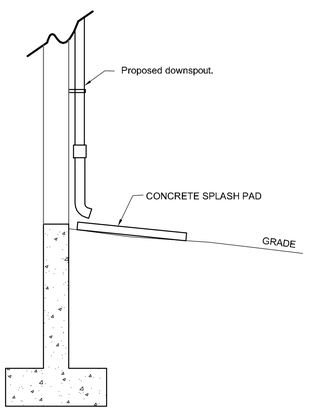

D

DOWNSPOUT DETAIL

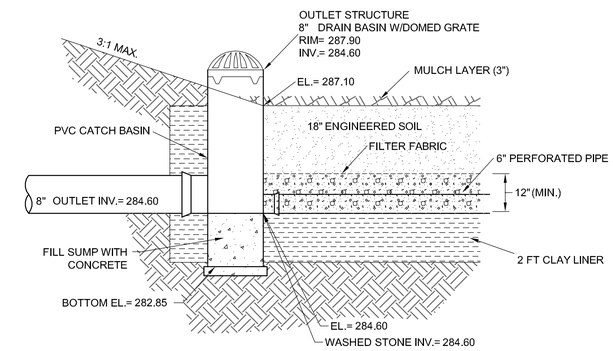

E

BIOFILTER OUTLET STRUCTURE

SCALE: N.T.S.

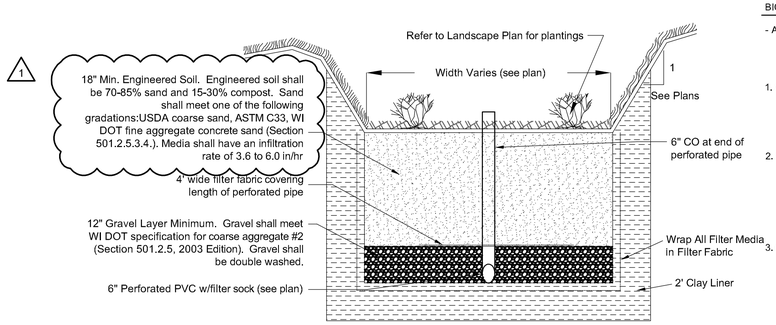

F

TYPICAL BIOFILTER CROSS SECTION

BIOFILTER CONSTRUCTION SEQUENCING AND OVERSIGHT

- A person trained and experienced in the construction, operation and maintenance of infiltration devices shall be responsible for construction of the device. The following apply:

1. Construction Site Stabilization - Construction site runoff from disturbed areas shall not be allowed to enter the bioretention device. Runoff from pervious areas shall be diverted from the device until the pervious areas have undergone final stabilization.
2. Suitable Weather - Construction shall be suspended during periods of rainfall or snowmelt. Construction shall remain suspended if ponded water is present or if residual soil moisture contributes significantly to the potential for soil smearing, clumping or other forms of compaction.
3. Compaction Avoidance - Compaction and smearing of the soils beneath the floor and side slopes of the bioretention area, and compaction of the soils used for backfill in the soil planting bed, shall be minimized. During site development, the area dedicated to the bioretention device shall be cordoned off to prevent access by heavy equipment. Acceptable equipment for constructing the bioretention device includes excavation hoes, light equipment with turf type tires, marsh equipment or wide-track loaders.
4. Compaction Remediation - If compaction occurs at the base of the bioretention device, the soil shall be refractured to a depth of at least 12 inches. If smearing occurs, the smeared areas of the interface shall be corrected by raking or roto-tilling.
5. Placement and Settling of Engineered Soil - The following apply:
   a. Prior to placement in the bioretention device, the engineered soil shall be remixed and the moisture content shall be low enough to prevent clumping and compaction during placement.
   b. The engineered soil shall be placed in multiple lifts, each approximately 12 inches in depth.
   c. Steps may be taken to induce mild settling of the engineered soil bed as needed to prepare a stable planting medium and to stabilize the ponding depth. Vibrating plate-style compactors shall not be used to induce settling.
6. Planting - The entire soil planting bed shall be mulched prior to planting vegetation to help prevent compaction of the planting soil during the planting process. Mulch shall be pushed aside for the placement of each plant.

MACH IV
ENGINEERING • SURVEYING • ENVIRONMENTAL
2260 Salscheider Court Green Bay, WI 54313
PH:920-569-5765; Fax: 920-569-5767
www.mach-iv.com

I-43 SUB SHOP

UTILITY/GRADING DETAILS

NO.	REVISION DESCRIPTION

DATE: FEBRUARY 24, 2021
DRAFTED BY: SAH / RPH
CHECKED BY: JE
PROJECT NO.: 1649-10-20
DRAWING NUMBER
SHEET NUMBER
C6.1
OF 10

R:\Jobs\1649-10-20 SCOTTS SUBS\DRAWINGS\1649-10-20 Eng.dwg 4/16/2021 9:27:07 AM

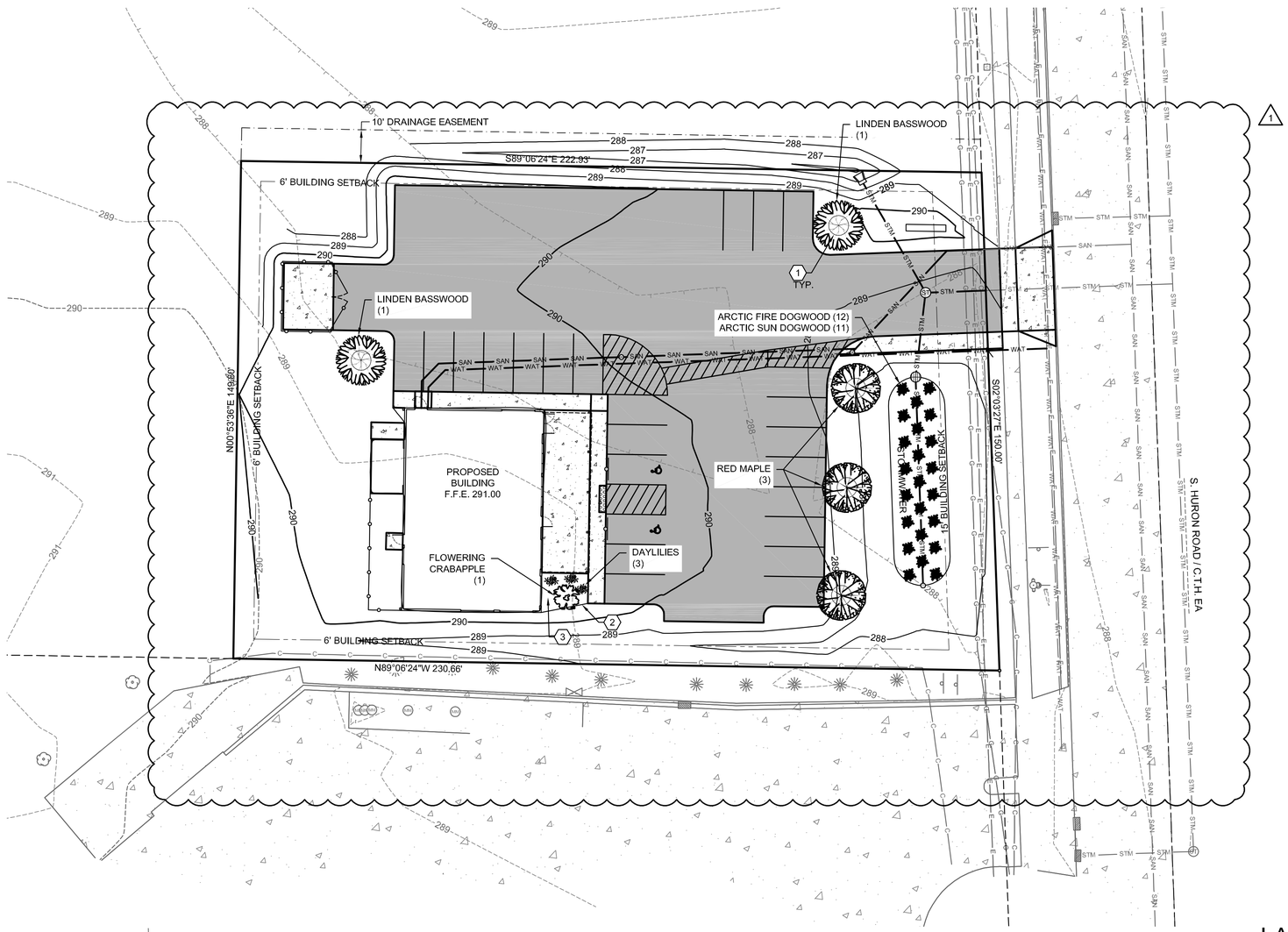

SHEET KEY NOTES:

1. 6' DIAMETER SPADE EDGE & 3" HARDWOOD MULCH
2. PROFESSIONAL GRADE EDGING
3. 1½" RIVER ROCK WITH WEED BARRIER FABRIC

PLANT TABLE

SYMBOL	COMMON NAME	SCIENTIFIC NAME	QUANTITY	SIZE
	ARCTIC FIRE DOGWOOD	CORNUS STOLONIFERA 'FARROW'	12	1 GAL.
	ARCTIC SUN DOGWOOD	CORNUS SANGUINEA 'CATO'	11	1 GAL.
	RED MAPLE	ACER RUBRUM	3	1.5" DIA.
	LINDEN BASSWOOD	TILIA AMERICANA	2	1.5" DIA.
	FLOWERING CRABAPPLE	MALUS 'PRAIRIFIRE'	1	0.75" DIA.
	DAYLILIES	HEMEROCALLIS	3	1 GAL

20 10 0 20 40
Graphic Scale

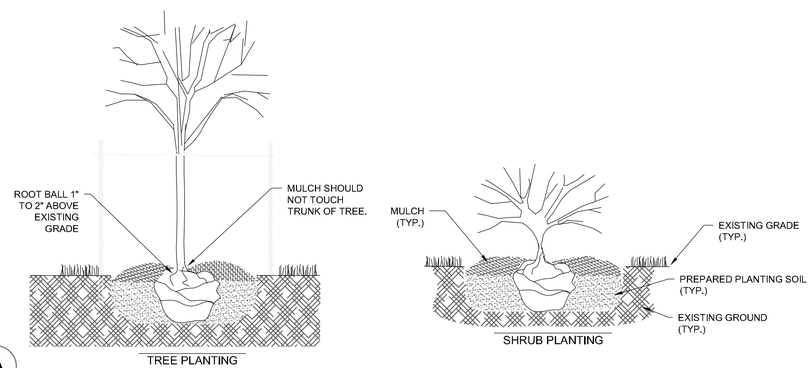

A

PLANTING DETAIL

1. PLANTING HOLE SHALL BE A MINIMUM OF TWO TIMES THE DIAMETER OF THE ROOT BALL, AND EQUAL TO THE DETPH OF THE ROOT BALL.
2. EXCAVATED SOIL FROM PLANTING HOLE SHALL BE MIXED WITH 1 PART POTTING SOIL TO 2 PARTS EXCAVATED SOIL.
3. PLANT SO THAT THE ROOT COLLAR WILL BE 1" TO 2" ABOVE EXISTING GRADE.
4. IF BALLED AND BURLAPED, PLACE PLANT IN HOLE, CUT THE BALLING TWINE, AND PEEL BACK THE TOP TWO THIRDS OF BURLAP. IF POTTED REMOVE POT, AND PLACE PLANT INTO HOLE.
5. BACKFILL HOLE WITH PREPARED SOIL, AND MOUND SOIL 2" TO 3" HIGH IN A RING AT THE PERIMETER OF THE EXCAVATED HOLE. WATER AND SMOOTH RING PRIOR TO MULCHING.
6. UNLESS NOTED OTHERWISE, MULCH WITH 3" OF SHREDDED HARDWOOD MULCH OR LANDSCAPE STONE (RIVER ROCK, NOT CRUSHED STONE)
7. IF STAKING IS REQUIRED FOR TREES TWO STAKES SHALL BE USED ONE ON THE PREVAILING WIND SIDE OF THE TREE, AND THE OTHER STAKE ON THE OPPOSITE SIDE. STAKES SHALL BE FASTENED TO THE TREE USING RUBBER TUBING, OR NYLON STRAPPING.

LANDSCAPE NOTES

1. DIAMETERS OF PLANT MATERIALS AS DRAWN ARE REPRESENTATIVE OF PLANTS AT OR NEAR MATURITY RATHER THAN AT INITIAL PLANTING SIZES.
2. THE PLANT LIST IS INTENDED AS A GUIDE FOR THE CONTRACTOR. IN THE EVENT OF DISCREPANCY BETWEEN THE NUMBER OF PLANTS ON THE PLANT LIST AND ON THE DRAWING, THE GREATER NUMBER SHALL APPLY.
3. ADJUSTMENTS IN LOCATIONS OF PLANT MATERIALS MAY BE NECESSARY DUE TO NEW OR EXISTING UTILITIES OR SITE OBSTRUCTIONS. REVIEW WITH ARCHITECT BEFORE ADJUSTMENTS ARE MADE.
4. ALL SHRUBS OCCURRING IN CONTINUOUS ROW OR FORMAL ARRANGEMENT SHALL HAVE UNIFORM HEIGHT, SPREAD AND HABIT OF GROWTH. FOR GROUNDCOVER LOCATIONS, FILL AREA WITH QUANTITY OF PLANTS DESIGNATED; EVENLY SPACED.
5. A MINIMUM OF 12" DEPTH OF 50% TOPSOIL AND 50% COMPOST SHALL BE PLACED IN ALL BED AREAS BY THE CONTRACTOR PRIOR TO PLANT INSTALLATION.
6. MULCH TREES WITH MIN. 3" DEPTH OF GRAVEL OR HARDWOOD MULCH AS NOTED ON PLAN AND PER DETAILS. MULCH SHALL EXTEND IN A CONTINUOUS LAYER WITHIN PLANTING BEDS FROM FACE TO FACE OF SITE STRUCTURES - WALKS, BUILDING, OR OTHER PLANT BED LIMITS.
7. PROTECT EXISTING LAWN AREAS; REPAIR ANY CONTRACT RELATED DAMAGE TO LAWN AREAS.
8. THE CONTRACTOR SHALL MAINTAIN ALL PLANTS AND BEDS FOR A 60 DAY PERIOD AFTER ACCEPTANCE OF THE WORK BY THE ARCHITECT. THIS INCLUDES REGULAR WATERING, WEEDING AND MOWING.
9. THE CONTRACTOR SHALL GUARANTEE ALL PLANT MATERIALS FOR ONE-YEAR FROM DATE OF ACCEPTANCE. BEFORE END OF WARRANTY PERIOD CONTRACTOR SHALL REPLACE ALL TREES, SHRUBS OR PLANTINGS NOT ALIVE OR IN A HEALTHY GROWING CONDITION.
10. SEED ALL DISTURBED AREAS WITH WDot No. 40 GRASS MIX.

MACH IV
ENGINEERING • SURVEYING • ENVIRONMENTAL
2260 Salscheider Court Green Bay, WI 54313
PH:920-569-5765; Fax: 920-569-5767
www.mach-iv.com

I-43 SUB SHOP

LANDSCAPE PLAN

NO.	REVISION DESCRIPTION
1	CITY COMMENTS

DATE: FEBRUARY 24, 2021
DRAFTED BY: SAH / RPH
CHECKED BY: JE
PROJECT NO.: 1649-10-20
DRAWING NUMBER
SHEET NUMBER
L1.0
OF 10

R:\Jobs\1649-10-20 SCOTTS SUBS\DRAWINGS\1649-10-20 Eng.dwg 4/16/2021 9:27:11 AM

Report to the
Green Bay Plan Commission

MEETING DATE	PREPARED BY
May 18, 2021	Paul Neumeyer, Staff

AGENDA ITEM # P.3

To authorize a Conditional Use Permit (CUP) for a motor vehicle repair, minor in a Downtown One (D1) district located at 533 E. Walnut Street, subject to:
a. Compliance with all of the regulations of the Green Bay Municipal Code not covered under the Conditional Use Permit (CUP), including standard site plan review and approval.
b. Inoperable or unregistered vehicles not associated with repair work shall not be stored on-site.
c. No outdoor repair work and no outdoor storage will be permitted. All vehicle parts and tires shall be stored inside the enclosed building.
d. Direction of flow regarding vehicles for repair shall be one-way.
e. Consolidation of 519 & 521 East Walnut Street with 533 East Walnut Street.
(Public Hearing held 05/10/21)

BACKGROUND

Reason for Request: To permit a motor vehicle repair, minor use.

Surrounding Zoning and Land Uses:

SUBJECT	Downton One (DI), vacant commercial building.	
NORTH	Downton One (DI)	Motel
SOUTH	Downton One (DI)/ Highway Business (C2)	Surface parking Convenience Store/Fuel sales
EAST	Downton One (DI)	Surface parking/Post Office
WEST	Downton One (DI)	Surface parking

Comprehensive Plan: The 2022 Smart Growth Plan designates the subject area as Downtown.

Consistency Analysis: While Ch. 66.1001 Wis. Stats. does not specifically require conditional uses to meet the consistency requirement, the proposed conditional use permit is consistent with the comprehensive plan. The proposed use of the subject property is compatible with and is not contradictory to the applicable recommended policy and the future land use map.

Report: The subject property is located on the northwest corner of East Walnut Street and North Monroe Avenue. The parcel contains approximately 15,791 square feet or 0.36 acres. The parcel has a Downtown One (DI) along with like zoning to the north, south and west with mixed use zoning to east. The site has had a variety of commercial use over the years, including motor vehicle repair however, most recently was used as office space for the 2020 Census.

The story and a half building has a rounded corner at the street intersection with larger overhead doors with corresponding driveway openings on both East Walnut Street and North Monroe Avenue. The site is under one ownership with the potential of two tenant spaces in the building, the northern portion of the building, along North Monroe Avenue, would be the location of the motor vehicle repair.

The applicant has an accepted offer to purchase the adjoining parcels to the west, 519 and 521 East Walnut Street to allow for access to the west side of building at 533 East Walnut Street and for additional parking. A narrative, conceptual site plan and façade elevations from the applicant are attached within this agenda.

The Zoning Ordinance Section 12-205(e) establishes seven standards for the Plan Commission to consider when reviewing a conditional use permit:

1. *The establishment, maintenance, or operation of the conditional use will not be detrimental to or endanger the public health, safety, or general welfare.*
2. *The establishment of the conditional use will not impede the normal and orderly development and improvement of the surrounding property for uses permitted in the district.*
3. *The conditional use, its exterior architectural design, and functional plan of any proposed structure will not be injurious to the use of other property in the immediate vicinity nor substantially diminish or impair property values within the surrounding neighborhood.*
4. *Adequate utilities, access roads, drainage, and/or necessary facilities have been or are being provided.*
5. *Adequate measures have been or will be taken to provide ingress and egress and so designed as to minimize traffic congestion.*
6. *The conditional use shall have adequate parking facilities as specified in subchapter 13-1700.*
7. *The conditional use shall, in all other respects, conform to the applicable regulations of the district in which it is located and all other applicable city ordinances.*

The proposed CUP does not conflict with the current and future land uses as reflected in the City's Comprehensive Plan. Staff feels the proposed CUP for a motor vehicle repair may be considered appropriate with it given the history of the site and building and is in reasonable compliance with the standards for CUP approval above.

Based on the conceptual site plan provided, access to the site will be along East Walnut Street via the existing alley/private drive to new overhead doors on the west side of the building with egress from the site towards the east via North Monroe Avenue. The applicant has accepted offers on both 519 & 521 East Walnut Street, critical to the function of the site at 533 East Walnut Street as there is no known legal access beyond its west property line. Alderman Scannell and adjacent property owners within 200 feet of the site have been notified of the request. As of the drafting of this report, staff has received no objections or calls regarding this request.

RECOMMENDATION

Approval of the request, subject to:

1. Compliance with all of the regulations of the Green Bay Municipal Code not covered under the Conditional Use Permit (CUP), including standard site plan review and approval.
2. Inoperable or unregistered vehicles not associated with repair work shall not be stored on-site.
3. No outdoor repair work and no outdoor storage will be permitted. All vehicle parts and tires shall be stored inside the enclosed building.
4. Direction of flow regarding vehicles for repair shall be one-way.

5. Consolidation of 519 & 521 East Walnut Street with 533 East Walnut Street.

FISCAL IMPACT

ATTACHMENTS

1. ZP 21-11 letter
2. Attachments 533 E Walnut St
3. 2019-Franchise-Information-Report 11.19.19
4. AAMCO Transmission Site Flow
5. Ron Franklin 533 Walnut St

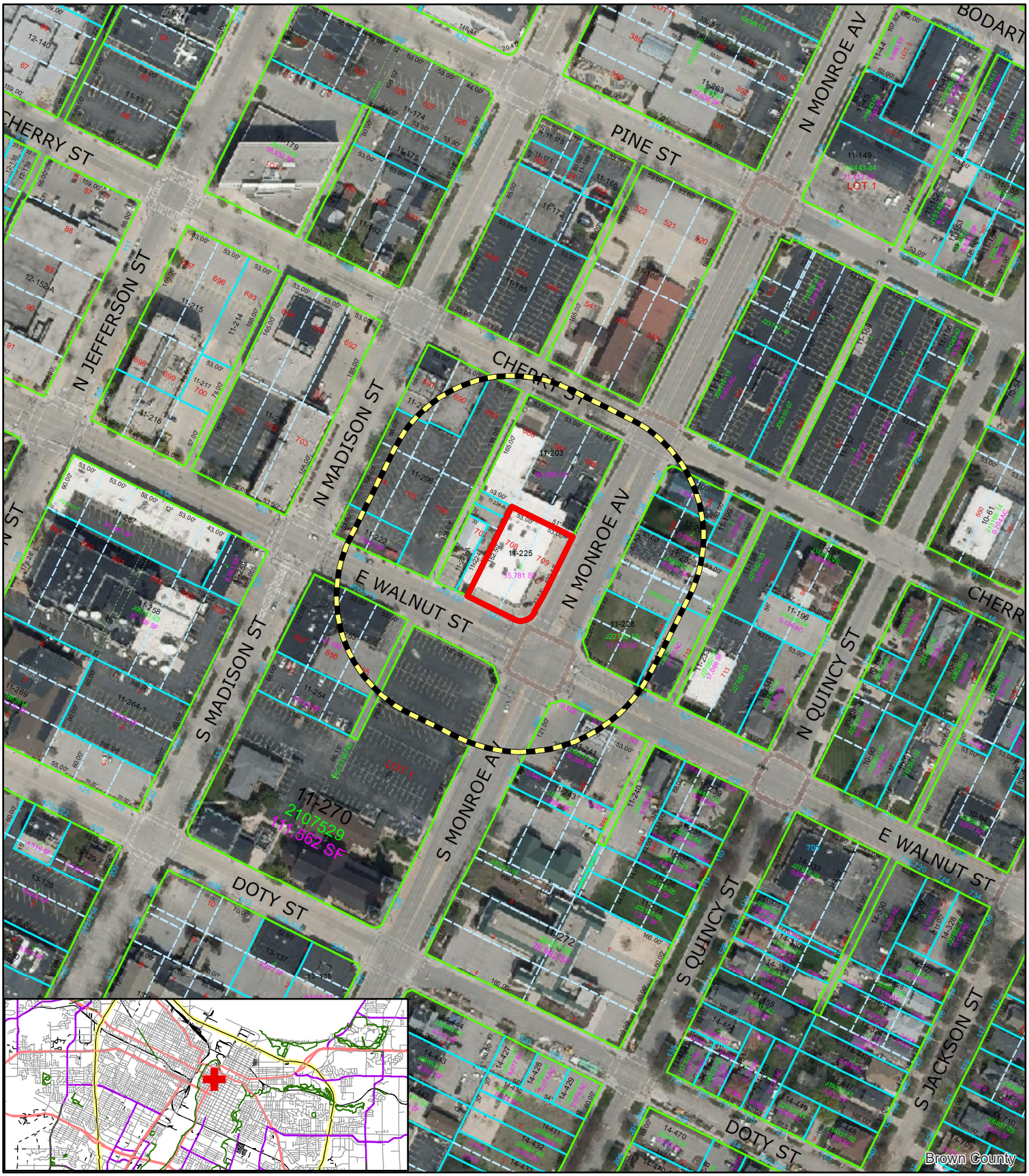

Zoning Petition (ZP 21-11)
Proposed Conditional Use Permit (CUP)
533 East Walnut Street

Subject Area

200' Property Owner Notice

0 5,000 10,000 Feet

N

This is a compilation of records and data located in various City of Green Bay offices and is to be used for reference purposes only. The City of Green Bay is not responsible for any inaccuracies or unauthorized use of the information contained within. No warranties are implied.
Map prepared by PN

Green Bay Business Center III, LLC

April 14, 2021

Submitted via email to inspmail@greenbaywi.gov and paulne@greenbaywi.gov

Paul Neumeyer
Zoning Administrator
Department of Community and Economic Development
100 N Jefferson Street, Room 608
Green Bay, Wisconsin 54301-5026

RE: Request for City Action Plan Commission
Conditional Use Permit
533 East Walnut, Green Bay, Wisconsin
Parcel Number 11-224

Dear Paul,

We are the proud owners of the Green Bay Retail Center located at the corner of East Walnut and Monroe Street, 533 East Walnut, Green Bay, Wisconsin. In 2019, we performed a number of capital improvements including new HVAC systems, renovated roof, upgrade to LED lighting throughout, new restrooms, flooring, etc. Now in 2021, AAMCO is interested in leasing space for their retail automotive transmission services at the Green Bay Retail Center. Based on the following property attributes, zoning district, and historic uses, we are requesting a Conditional Use Permit for AAMCO to offer automotive repair services at the Green Bay Retail Center.

Earl Schieb Auto Painting Photo of Property

Zoning and Historical Use

The property is in Green Bay's Downtown "D1" Zoning District. This Downtown "D1" zoning district allows for the use of automotive repair under a Conditional Use Permit. Please find enclosed a copy of the Zoning Code Sections 13.700-Mixed Used Districts as well as Section 13-1600 – Land Use Development for Motor Vehicle Repair. This property has a history of automotive service use with Firestone, Earl Schieb Auto Painting and later used as a garage for Press-Gazette's delivery vehicles up until the renovations in 2019. We are requesting for this automotive use to continue with AAMCO occupying half of the property for their automotive repair services.

6632 Telegraph Road
Suite 350
Bloomfield Hills, Michigan, 48301
Telephone: 248-988-9341
Fax: 248-723-3341

Neighboring Properties

Please find enclosed a copy of the property's site plan. The neighboring properties to the Green Bay Retail Center are Village Inn Motel to the north, St. Francis Xavier Cathedral's parking lot to the south, the United States post office to the northeast and the Marathon Gas Fuel Station to the southeast. The property rest next to two smaller vacant commercial buildings to the west that we have under contract to purchase.

Photo of 533 East Walnut Property

Property Attributes

Considering the property was constructed for automotive use, the building is recessed along North Monroe and E Walnut to allow for a larger sidewalk for vehicles to pull up to the five (5) drive-in overhead doors along North Monroe Street and three (3) drive-in overhead doors along East Walnut Street. This placement of the building on the property provides easy of ingress and egress of motor vehicles while maintaining a clearance of the sidewalk along North Monroe and East Walnut. AAMCO Transmission has requested to occupy the portion of the building featuring the five (5) drive-in overhead doors along North Monroe Street. Parking for this property is located adjacent at 503 East Walnut and 501 Cherry Street. Our proposed acquisition of 519 and 521 East Walnut to the west may provide additional parking and/or vehicle access if necessary.

Based on the described property attributes, zoning, and historic uses, we believe AAMCO is well suited to occupy the Green Bay Retail Center. Therefore, we have enclosed our Zoning Petition Form to request the City Action Plan Commission to consider a Conditional Use Permit for our 533 East Walnut property.

Thank you in advance for your consideration and we look forward to participating in the permitting process.

Best Regards
Green Bay Business Center III, LLC

Murray D. Wikol
President

Enclosed: Request for City Action Plan Commission Zoning Petition Form
Survey and Site Map of 533 East Walnut, Green Bay, Wisconsin
Conceptual Render of AAMCO Transmission at 533 East Walnut, Green Bay, Wisconsin
Zoning Code Section 13.700-Mixed Used Districts
Zoning Code Section 13-1600 – Land Use Development for Motor Vehicle Repair

Cc: David Buck, Principal Planner, davidbu@greenbaywi.gov

"ALTA/NSPS LAND TITLE SURVEY"

435, 503 & 533 E. WALNUT STREET AND 512 CHERRY STREET
CITY OF GREEN BAY, BROWN COUNTY, WISCONSIN

PARCEL 1 (PARCEL I):
LOTS 692, 693, 694, 701, 702 AND 703, PLAT OF NAVARINO, IN THE CITY OF GREEN BAY, EAST SIDE OF THE FOX RIVER, BROWN COUNTY, WISCONSIN.
TAX PARCEL NUMBER: 11-210
STREET ADDRESS: 435 E. WALNUT STREET

PARCEL 2 (PARCEL V):
THE SOUTH 59 FEET OF LOTS 704 AND 705, EXCEPT THE SOUTH 6 FEET THEREOF DESCRIBED IN VOLUME 975 RECORDS, PAGE 456 AND EXCEPT THAT PART OF LOT 705 DESCRIBED IN JACKET 7369, IMAGE 4, PLAT OF NAVARINO, IN THE CITY OF GREEN BAY, EAST SIDE OF THE FOX RIVER, BROWN COUNTY, WISCONSIN.
TAX PARCEL NUMBER: 11-222
STREET ADDRESS: 503 E. WALNUT STREET

PARCEL 4 (PARCEL III):
ALL OF LOT 689, THE SOUTH 60 FEET OF LOT 690, THE SOUTH 56 FEET OF LOT 691, THE NORTH 106 FEET OF LOTS 704 AND 705, ALL OF LOT 706, EXCEPT THE SOUTH 6 FEET THEREOF AND EXCEPTING THEREFROM THAT PART THEREOF DESCRIBED IN JACKET 6187 IMAGE 26, ALL IN THE PLAT OF NAVARINO, IN THE CITY OF GREEN BAY, EAST SIDE OF THE FOX RIVER, BROWN COUNTY, WISCONSIN.
TAX PARCEL NUMBER: 11-206
STREET ADDRESS: 512 CHERRY STREET

PARCEL 5 (PARCEL IV):
LOTS 708 AND 709, PLAT OF NAVARINO, IN THE CITY OF GREEN BAY, EAST SIDE OF THE FOX RIVER, BROWN COUNTY, WISCONSIN, EXCEPTING THEREFROM THAT PART THEREOF AS DESCRIBED IN VOLUME 975 AT PAGE 447 AS DOCUMENT NUMBER 748038 AND FURTHER EXCEPTING THEREFROM THAT PART THEREOF AS DESCRIBED IN JACKET 7609, IMAGE 21 AS DOCUMENT NUMBER 1011655.
TAX PARCEL NUMBER: 11-225
STREET ADDRESS: 533 E. WALNUT STREET

THE PROPERTY DESCRIBED HEREON IS THE SAME AS THE PROPERTY DESCRIBED IN THAT CERTAIN COMMITMENT FOR TITLE INSURANCE NO. 2851927 EFFECTIVE APRIL 2, 2017 ISSUED BY FIRST AMERICAN TITLE INSURANCE COMPANY, AND ALL EASEMENTS, COVENANTS AND RESTRICTIONS REFERENCED IN SAID TITLE COMMITMENT OR APPARENT FROM A PHYSICAL INSPECTION OF THE SITE OR OTHERWISE KNOWN TO SURVEYOR HAVE BEEN PLOTTED HEREON OR OTHERWISE NOTED AS TO THEIR EFFECT ON THE SUBJECT PROPERTY.*
NOTE: ROMAN NUMERAL PARCEL NUMBER IS FROM COMMITMENT NUMBER: 2851927, LENDER'S TITLE POLICY

ALTA/NSPS LAND TITLE SURVEY REQUIREMENTS:
3) SUBJECT PROPERTY IS IN ZONE "X" AND THE SUBJECT PROPERTY IS NOT LOCATED WITHIN THE FLOOD PLAIN PER FEDERAL EMERGENCY MANAGEMENT AGENCY MAPPING, COMMUNITY-PANEL NUMBER 55009C0169F, EFFECTIVE DATE: AUGUST 18, 2009.
4) PARCEL 1 CONTAINS 52,782 SQUARE FEET (1.2217 ACRES) OF LAND MORE OR LESS, PARCELS 2 & 4 CONTAIN 40,013 SQUARE FEET (0.9206 ACRES) OF LAND MORE OR LESS AND PARCEL 5 CONTAINS 16,172 SQUARE FEET (0.3712 ACRES) OF LAND MORE OR LESS.
6) PROPERTY IS ZONED D1 AND D2 (DOWNTOWN ONE AND DOWNTOWN TWO) ZONING DISTRICTS (CITY OF GREEN BAY ZONING ORDINANCE CHAPTER 13-700)
- MINIMUM LOT AREA: NONE FOR NON RESIDENTIAL OR MIXED USE, 1000 SQUARE FEET PER UNIT FOR MULTIFAMILY AND 2,000 SQUARE FEET PER UNIT FOR SINGLE FAMILY ATTACHED AND LIVE-WORK UNITS
- MINIMUM LOT WIDTH: 24 FEET FOR SINGLE FAMILY ATTACHED AND LIVE-WORK UNITS AND NONE FOR MULTIFAMILY DWELLING AND OTHER USES
- MAXIMUM HEIGHT: 45 FEET FOR D1 AND NONE FOR D2
- MAXIMUM IMPERVIOUS LOT COVERAGE: 100 PERCENT

BUILDING SETBACKS: RESIDENTIAL USES
- MINIMUM FRONT YARD SETBACK: 10 FEET
- MAXIMUM FRONT YARD SETBACK: 20 FEET
- MINIMUM SIDE YARD SETBACK: 12 FEET TOTAL
- MINIMUM REAR YARD SETBACK: 25 FEET

BUILDING SETBACKS: NON-RESIDENTIAL AND MIXED-USES
- MINIMUM FRONT YARD SETBACK: NONE
- MAXIMUM FRONT YARD SETBACK: 15 FEET
- MINIMUM SIDE YARD SETBACK: NONE
- MINIMUM REAR YARD SETBACK: NONE

9) PARCEL 1/PARCEL I HAS 37 REGULAR, 1 HANDICAPPED STALL & 2 LOADING DOCK PARKING STALLS
PARCELS 2 & 4/PARCELS III & V HAVE 102 REGULAR PARKING STALLS
PARCEL 5/PARCEL IV HAS NO PARKING STALL STRIPING
16) THERE WAS NO EVIDENCE OF RECENT EARTH MOVING WORK, BUILDING CONSTRUCTION, OR BUILDING ADDITIONS OBSERVED AT TIME SURVEY WORK WAS COMPLETED.
17) NO STREET CONSTRUCTION PLANNED AT THIS TIME
18) THERE WERE NO MARKERS OBSERVED AT TIME OF SURVEY WORK INDICATING THE DELINEATION OF WETLANDS.

SCHEDULE B-II
FIRST AMERICAN TITLE INSURANCE COMPANY - WISCONSIN TITLE SERVICE COMPANY INC.
FILE NO.: 1701A0273, EFFECTIVE DATE: MARCH 30, 2017 (OWNER'S POLICY-OP)
AND
FIRST AMERICAN TITLE INSURANCE COMPANY
COMMITMENT NUMBER 2851927, EFFECTIVE DATE: APRIL 2, 2017 (LENDER'S POLICY-LP)
OP11) RESTRICTIVE COVENANT FOR PACKER HISTORY PLAQUE AS DOCUMENT NO. 2582347, DOES AFFECT PARCEL 1 AS SHOWN. (ITEM LP18 (PARCEL I))
OP12) EASEMENT FOR TRAFFIC SIGNAL EQUIPMENT PER DOCUMENT NO. 2319267, DOES AFFECT PARCEL5 AS SHOWN. (ITEM LP20, PARCEL IV)
OP13) HIGHWAY EASEMENT IN DOCUMENT NO. 2649463, DOES AFFECT PARCEL 5 AS SHOWN. (ITEM LP22, PARCEL IV)
OP14) TERMS, PROVISIONS AND OBLIGATION AS DOCUMENT NO. 2602130, DO NOT AFFECT THE GROUND SURVEY.
OP15) NOTICE OF CONTAMINATION PER DOCUMENT NO. 1747379 AND CORRECTED BY DOCUMENT NO. 1750797, DOES AFFECT PARCEL 5 AS SHOWN. (ITEM LP19, PARCEL IV)
LP17) RESERVATIONS FOR EASEMENTS, BUILDING SETBACK LINES AND OTHER MATTERS SHOWN ON THE RECORDED PLATS OR CERTIFIED SURVEY MAP OF THE SUBJECT PROPERTY DOES NOT AFFECT THE SUBJECT PROPERTY AS THERE ARE NONE.
LP23) PUBLIC OR PRIVATE RIGHTS IN SUCH PORTION OF THE SUBJECT PROPERTY AS PRESENTLY USED, LAID OUT OR DEDICATED IN ANY MANNER WHATSOEVER, FOR STREET, HIGHWAY, AND/OR ALLEY PURPOSES AS SHOWN.
LP26) RIGHTS OF TENANTS, IF ANY DOES NOT AFFECT THE GROUND SURVEY.
LP27) RIGHTS OR INTERESTS OF THE ADJOINING OWNERS IN AND RELATING TO A PARTY WALL LOCATED ALONG OR ADJACENT TO THE SUBJECT PROPERTY, DOES NOT AFFECT PARCEL V.
LP31) ENCROACHMENT AND/OR INFRINGEMENT TO PARCEL V BY BUILDING TO THE NORTHWEST, AS SHOWN ON AN ALTA/NSPS LAND TITLE SURVEY PREPARED BY CAROW LAND SURVEY CO., INC. UNDER A DATE OF APRIL 17, 2017, AS PROJECT NO. C1702.21 AS SHOWN.
LP32) ENCROACHMENT AND/OR INFRINGEMENT TO PARCEL VI BY PARTY WALL OF BUILDING TO THE NORTHWEST, AS SHOWN ON AN ALTA/NSPS LAND TITLE SURVEY PREPARED BY CAROW LAND SURVEY CO., INC. UNDER A DATE OF APRIL 17, 2017, AS PROJECT NO. C1702.21 AS SHOWN.
- SEE DOCUMENTS FOR ADDITIONAL DETAILS.

LEGEND:
- = HARRISON/BERNTSEN MONUMENT FOUND
- = 3/4" SOLID ROUND IRON REBAR FOUND
- = 1" X 18" I.D. IRON PIPE WITH WITH CAROW CAP SET, WEIGHING 1.13 LBS. PER LIN. FT.
- = 1" I.D. ROUND IRON PIPE FOUND
- = CUT CROSS SET
- = CUT "V" SET
- = 5" NAIL SET
- = P.K. NAIL FOUND
- = SANITARY MANHOLE
- = STORM MANHOLE
- = STORM CATCH BASIN
- = CULVERT
- = WATER VALVE
- = CURB STOP
- = FIRE HYDRANT
- = POWER POLE
- = DOWN GUY
- = GAS VALVE
- = GAS METER
- = ELECTRICAL PEDESTAL
- = TELEPHONE PEDESTAL
- = COMMUNICATION PEDESTAL
- = LIGHT
- = PRIVATE LIGHT
- = SIGN
- = HANDICAPPED STALL
- = BOLLARD
- = PARKING METER POST ONLY
- = POSSIBLE ABANDONED MONITORING WELL
- ( ) = RECORDED AS BEARING/DISTANCE

OE = OVERHEAD ELECTRICAL
OC = OVERHEAD COMMUNICATIONS
OEC = OVERHEAD ELECTRICAL & COMMUNICATIONS
FO = UNDERGROUND FIBER OPTICS
UE = UNDERGROUND ELECTRICAL
UT = UNDERGROUND TELEPHONE
UC = UNDERGROUND COMMUNICATIONS
UEC = UNDERGROUND ELECTRICAL & COMMUNICATIONS

BEARINGS SHOWN PER THE WISCONSIN COUNTY COORDINATE SYSTEM (BROWN COUNTY)

30 0 30 60 90
Scale: 1" = 30'

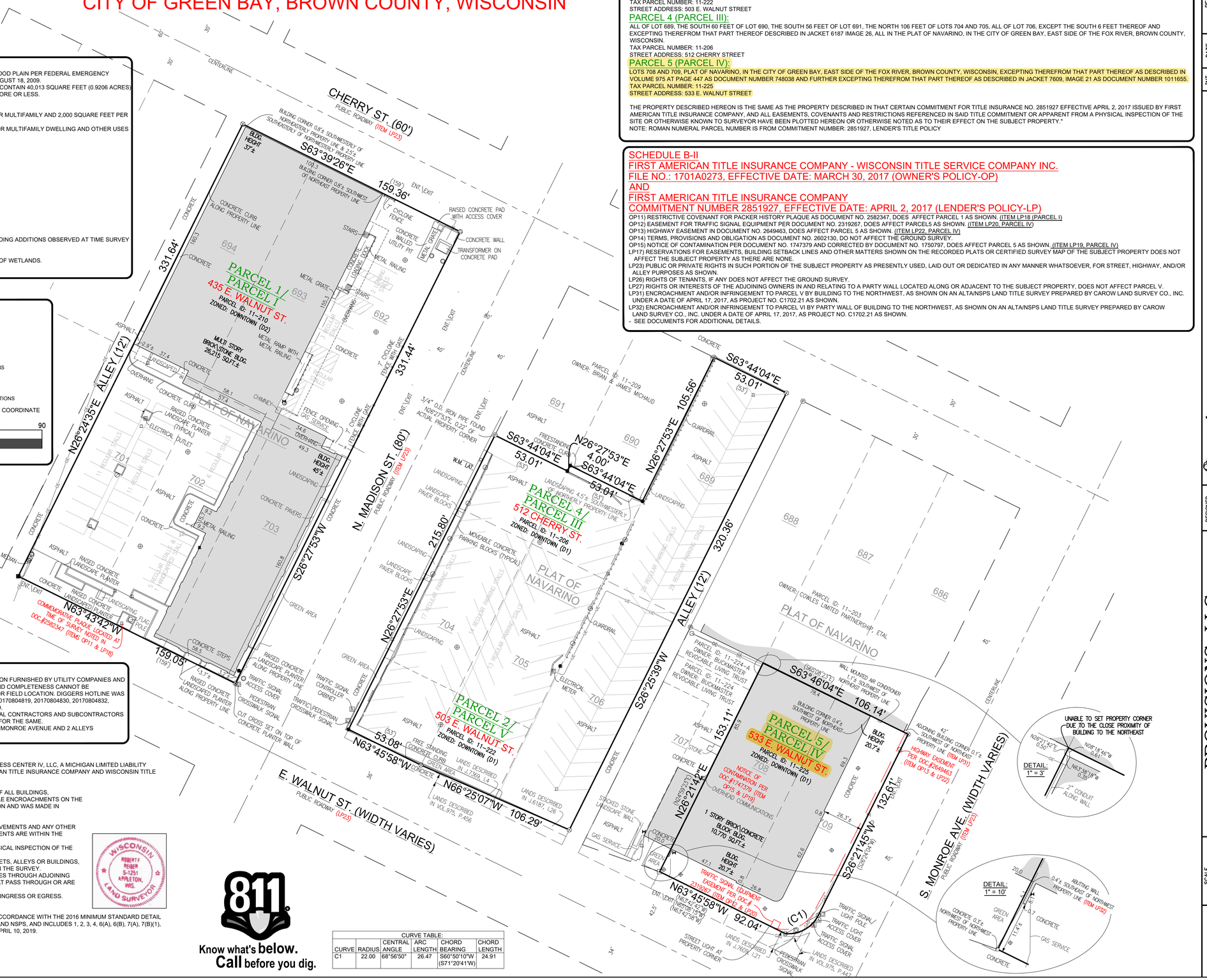

NOTES:
- THE UNDERGROUND UTILITY INFORMATION AS SHOWN HEREON IS BASED, IN PART, UPON INFORMATION FURNISHED BY UTILITY COMPANIES AND THE LOCAL MUNICIPALITY. WHILE THIS INFORMATION IS BELIEVED TO BE RELIABLE ITS, ACCURACY AND COMPLETENESS CANNOT BE GUARANTEED NOR CERTIFIED TO. PRIOR TO CONSTRUCTION DIGGERS HOTLINE MUST BE CALLED FOR FIELD LOCATION. DIGGERS HOTLINE WAS CONTACTED UNDER TICKET NO. 20170804802, 20170804804, 20170804807, 20170804810, 20170804815, 20170804819, 20170804830, 20170804832, 20170804853, 20170804855, SURVEY DRAWING REPRESENTS THE LOCATION OF ALL UTILITIES MARKED.
- ALTHOUGH EVERY EFFORT HAS BEEN MADE TO ENSURE ACCURACY WITHIN THIS DRAWING, INDIVIDUAL CONTRACTORS AND SUBCONTRACTORS MUST VERIFY CORRESPONDING DETAILS AND DIMENSIONS FOR THEIR TRADE AND BE RESPONSIBLE FOR THE SAME.
- PROPERTIES HAVE DIRECT ACCESS TO CHERRY STREET, E. WALNUT STREET, N. MADISON STREET, S MONROE AVENUE AND 2 ALLEYS

TO: GREEN BAY BUSINESS CENTER III, LLC, A MICHIGAN LIMITED LIABILITY COMPANY, GREEN BAY BUSINESS CENTER IV, LLC, A MICHIGAN LIMITED LIABILITY COMPANY, BC33, LLC, AND ITS RESPECTIVE SUCCESSORS, ASSIGNS AND/OR AFFILIATES, FIRST AMERICAN TITLE INSURANCE COMPANY AND WISCONSIN TITLE SERVICE COMPANY, INC.

- THE ACCOMPANYING SURVEY WAS MADE ON THE GROUND AND CORRECTLY SHOWS THE LOCATION OF ALL BUILDINGS, STRUCTURES AND OTHER IMPROVEMENTS SITUATED ON THE ABOVE PREMISES; THERE ARE NO VISIBLE ENCROACHMENTS ON THE SUBJECT PROPERTY OR UPON ADJACENT LAND ABUTTING SAID PROPERTY EXCEPT AS SHOWN HEREON AND WAS MADE IN ACCORDANCE WITH LAWS AND/OR MINIMUM STANDARDS OF THE STATE OF WISCONSIN.
- THE TITLE LINES AND LINES OF ACTUAL POSSESSION ARE THE SAME.
- THE AREA OF THE SUBJECT PROPERTY AND THE SIZE, LOCATION AND TYPE OF BUILDINGS AND IMPROVEMENTS AND ANY OTHER MATTERS SITUATED ON THE SUBJECT PROPERTY ARE AS SHOWN AND ALL BUILDINGS AND IMPROVEMENTS ARE WITHIN THE BOUNDARY LINES AND APPLICABLE SET-BACK LINES OF THE PROPERTY.
- THERE ARE NO EASEMENTS OR USES AFFECTING THIS PROPERTY APPEARING FROM A CAREFUL PHYSICAL INSPECTION OF THE SAME, OTHER THAN THOSE SHOWN AND DEPICTED ON THE SURVEY.
- THERE ARE NO PARTY WALLS OR VISIBLE ENCROACHMENTS ON SAID DESCRIBED PROPERTY BY STREETS, ALLEYS OR BUILDINGS, STRUCTURES OR OTHER IMPROVEMENTS SITUATED ON ADJOINING PROPERTY, EXCEPT AS SHOWN ON THE SURVEY.
- ALL UTILITY SERVICES REQUIRED FOR THE OPERATION OF THE PREMISES EITHER ENTER THE PREMISES THROUGH ADJOINING PUBLIC STREETS, OR THE SURVEY SHOWS THE POINT OF ENTRY AND LOCATION OF ANY UTILITIES THAT PASS THROUGH OR ARE LOCATED ON ADJOINING LAND.
- THE SUBJECT PROPERTY DOES NOT SERVE ANY ADJOINING PROPERTY FOR DRAINAGE, UTILITIES, OR INGRESS OR EGRESS.
- THE RECORD DESCRIPTION OF THE SUBJECT PROPERTY FORMS A MATHEMATICALLY CLOSED FIGURE.

WISCONSIN ROBERT F. REIDER S-1251 APPLETON, WIS. LAND SURVEYOR

THIS IS TO CERTIFY THAT THIS MAP OR PLAT AND THE SURVEY ON WHICH IT IS BASED WERE MADE IN ACCORDANCE WITH THE 2016 MINIMUM STANDARD DETAIL REQUIREMENTS FOR ALTA/NSPS LAND TITLE SURVEYS, JOINTLY ESTABLISHED AND ADOPTED BY ALTA AND NSPS, AND INCLUDES 1, 2, 3, 4, 6(A), 6(B), 7(A), 7(B)(1), 7(C), 8, 9, 11, 13, 14, 16, 17, 18, 20 AND 21 OF TABLE A THEREOF. THE FIELD WORK WAS COMPLETED ON APRIL 10, 2019.

DATE OF PLAT OR MAP: 4-10-2019

ROBERT F. REIDER, PLS 1251

811 Know what's below. Call before you dig.

CURVE TABLE:

CURVE	RADIUS	CENTRAL ANGLE	ARC LENGTH	CHORD BEARING	CHORD LENGTH
C1	22.00	68°56'50"	26.47	S60°50'10"W (S71°20'41"W)	24.91

REVISIONS

INT.	DATE	
MCR	4/27/17	ADDRESS CORRECTION
RDD	4-28-2017	TITLE WORK/SCHEDULE BII
RDD	4-10-2019	UPDATED ALTA SURVEY

CAROW LAND SURVEYING CO., INC.
615 N. LYNDALE DRIVE
APPLETON, WISCONSIN 54912-1297
PHONE: (920)731-4168 FAX: (920)731-5673

DESIGNED
DRAWN MR
CHECKED RFR

PROVISIONS, LLC
ATTENTION: MURRAY WIKOL
6632 TELEGRAGH ROAD, SUITE 350
BLOOMFIELD HILLS, MICHIGAN 48301
PROJECT: 435, 503 & 533 E. WALNUT ST. & 512 CHERRY ST., CITY OF GREEN BAY, BROWN COUNTY, WISCONSIN

SCALE 1" = 30'
DATE 4-17-2017
PROJECT NO. C1702.21
SHEET NO.

CHERRY ST
ASSOCIATED BANK NA
CITY OF GREEN BAY
BRIAN MICHAUD
GREEN BAY BUSINESS CENTER III LLC
N MADISON ST
GREEN BAY BUSINESS CENTER III LLC
COWLES LIMITED PARTNERSHIP ETAL
CHRISTIAN SCIENTIST CHURCH
GREEN BAY BUSINESS CENTER III LLC
N MONROE AV
STARGAZER ONE4 INVESTMENT TRUST
NITSCHKE JACKIE CENTER INC
E WALNUT ST
SAS REAL ESTATE LLC
GRAY TELEVISION GROUP INC
TWO REELERS LLC
SAS REAL ESTATE LLC
JAKSON BUILDING LLC
NITSCHKE JACKIE CENTER INC
THOMAS PECOR
S MADISON ST
ST FRANCIS XAVIER CONGREGATION
TKD PETROLEUM LLC
WALNUT STREET LLC
County of Brown, Esri Canada, Esri, HERE, Garmin, INCREMENT P, USGS, EPA, USDA, Brown County, Mike Hronek

AAMCO Transmissions Concept at 533 East Walnut, Green Bay, Wisconsin

Conceptual Render

Conceptual Render

TRANSMISSIONS AAMCO® TOTAL CAR CARE

FRANCHISE INFORMATION REPORT

CONTENTS

WHAT IS AAMCO TRANSMISSIONS? 3

WHAT ARE MY START-UP COSTS? 6

HOW MUCH CAN I MAKE? 8

WHAT TRAINING AND SUPPORT IS PROVIDED? 10

HOW DO I FINANCE AN AAMCO? 12

MEET THE MANAGEMENT TEAM 15

NEXT STEPS 18

WHAT IS AAMCO FRANCHISE?

AN ICONIC AMERICAN BRAND FOR THE PAST 50 YEARS, AAMCO IS WELL POSITIONED TO BECOME THE DOMINANT PLAYER IN COMPLEX CAR REPAIR GOING FORWARD

For half a century, the American public imagination has linked the word "transmission" to AAMCO — and for good reason. Our proven expertise in fixing the most technically challenging part of a car is heralded far and wide, and as a result, we remain the leading brand for transmission work. Rather than rest on our laurels, AAMCO has prepared for the radical shift in automotive repair. As cars become more like computers on wheels, and as hybrid and electric vehicles become mainstream, AAMCO is making significant strides toward becoming the only brand capable of fixing them.

In recent years, AAMCO has invested significantly in new technology and ongoing education to ensure that our franchise owners and their technicians have the skill set to meet the demands of modern vehicles with the expertise for which our brand is known. In 2014, we launched AAMCO University, a state-of-the-art training facility in Newnan, Georgia, which offers more than 300 hours of classes for franchisees and their technicians, as well a high-tech garage where technicians can learn how to repair electric and hybrid vehicles.

To make the business easier to run and more profitable, AAMCO recently launched a new Point of Sale system that provides franchisees with executive-class analytics, helping to make

In recent years, ***AAMCO*** *has made significant investments in technology and training that have made* ***AAMCO easier to run*** *and* ***easier to scale*** *than ever. Our existing franchisees are submitting deposits to open new centers* ***in record numbers.***

Kim Robinson
Director of Franchise Development

and retain technicians when the rest of the industry is struggling to hire qualified personnel. Most importantly, existing franchisees are reinvesting in record numbers as a direct result of these initiatives, and entrepreneurs without any experience in auto repair are rapidly joining our franchise family."

scaling to multi-unit ownership easier than ever before. AAMCO also invested in new CRM software, which gives franchise owners access to the entire support network.

As part of the Icahn Automotive Group, AAMCO franchise owners enjoy enormous benefits. Icahn Automotive Group is one of the largest franchisors in the auto repair industry, with over 2,000 locations across four different brands. The brands in the Icahn Automotive Group network specialize in different aspects of car repair, and can therefore support each other and refer business back and forth. For example, if a customer visits one of the 1,000 Pep Boys locations across the country, and the vehicle requires transmission repair, that Pep Boys shop will refer that customer to their local AAMCO. Icahn Automotive Group also helps AAMCO franchise owners keep ongoing inventory costs low, due to the strength of the brand's spending power.

"These initiatives have had a tremendous impact. In an interview with Franchise Times," Brian O'Donnell, Senior Vice President of Franchise Development with AAMCO, said, *"Centers training at the highest levels are seeing 15 to 20 percent sales increases, and the ability to offer training helps franchise owners attract*

"It could not be a more exciting time to be an AAMCO franchisee," says Jim Gregory, President of AAMCO. *"We're lucky to be a part of an incredibly large industry that's profitable and recession-resistant, and our ability to become the dominant brand for complex car repair positions us to make the future brighter than ever before. Our main goal is to help our franchisees thrive and prosper, and we have made significant investments on our franchisees' behalf to increase profitability over the long term. AAMCO is going to continue to grow, and we cannot wait to help more entrepreneurs realize their dreams of owning a business that has the potential to be financially and personally rewarding."*

AAMCO FRANCHISE OWNERS ENJOY HIGH MARGINS AND LITTLE COMPETITION

There aren't many worldwide leaders in transmission repair — there's only one — and being associated with a brand that has spent decades building consumer trust and loyalty comes with several advantages. The first advantage is immediate: when you open your doors to your new business, your community already will know where to take their vehicles for complex car repair. The other advantage is that the automotive industry is changing so rapidly that other brands are far behind in terms of being able to repair complex vehicles. So the market is wide open.

One other advantage in being the worldwide leader in transmission repair is that complex car repair is lucrative. According to Angie's List, the average cost of transmission repair can range from $2,800 to $3,800 for a rebuilt transmission and up to $8,000 for a transmission replacement. Higher tickets means that AAMCO centers can thrive on a much lower volume than brands that specialize in common car repair, such as oil changes and brake pad replacement. The cost of replacing batteries on electric vehicles also is lucrative. In the Nissan Lead, one of the most popular electric vehicles on the road, a new battery will cost upwards of $5,499. More importantly, putting a new battery in is too dangerous to do at home or at your typical auto repair shop. Doing it safely requires a significant amount of training and expertise.

While no one likes to be alarmed by the check-engine light, AAMCO goes above and beyond to make the experience easier on the consumer. Last year, we rolled out a consumer financing platform, which approves customers of all credit ratings in minutes, and offers them the ability to budget an expensive repair. In turn, the ability to offer consumer financing helps AAMCO franchise owners generate more revenue and better serve their communities.

"55 years ago, a single AAMCO center started servicing transmissions in the Philadelphia market," said Brian O'Donnell, Senior Vice President of Franchise Development with AAMCO. *"Before that, consumers had really one choice: going back to the dealer, which was expensive and inconvenient. That created the need for this transmission shop. In turn, it created an entire industry, and the industry boomed."*

"Roll forward to 2018, and AAMCO is positioned to take advantage of a new boom in a new era: hybrids, electric vehicles, complex repair, CVT transmissions — they're coming into our stores right now. And right now, hybrid and electric vehicle owners think that they have to take their cars back to the dealer. We're going to own that market. We offer better pricing and a better consumer experience, and we're right there today, just as we were 55 years ago, when the transmission industry opened up and we created this great brand."

BRING THE ICONIC AUTO REPAIR FRANCHISE TO YOUR COMMUNITY

AAMCO's network of locally owned and independently operated automotive service centers employs the latest technology. Expert technicians diagnose a repair, fix it right the first time and back it with a nationwide warranty. Known as the world's leading transmission expert, AAMCO enjoys enormous brand equity, decades of consumer trust and enormous growth potential.

With more than 600 centers across North America, AAMCO is actively seeking single- and multi-unit operators who are passionate about the brand and committed to providing the highest-quality service. Interested candidates should have a minimum net worth of $250,000 and liquid assets of at least $65,000 per unit. Depending on the real estate site selected, franchisees can expect the total investment to be $223,600 to $330,500, with a $39,500 initial franchise fee. Reduced franchise fees are available for honorably discharged veterans.



"There is no question that the interest in AAMCO is incredibly strong," says Kim Robinson, Director of Franchise Development with AAMCO. *"As an investment opportunity, AAMCO truly makes sense for entrepreneurs who want to join a brand that is committed to their success. In recent years, AAMCO has made significant investments in technology and training that have made AAMCO easier to run and easier to scale than ever. Our initiatives to simplify our business model are working, because our existing franchisees are submitting deposits to open new centers in record numbers."*

WHAT ARE MY START-UP COSTS?

INVEST IN YOUR AAMCO FRANCHISE CENTER WITH CONFIDENCE

The total investment to open a new AAMCO auto franchise ranges from $223,600 to $330,500. This figure includes a $39,500 franchise fee, as well as the costs for equipment, training, leasing a property, and other items.

Franchise candidates should have a minimum of $60,000 in liquid capital and a net worth of at least $250,000 to get started. The decision to open an AAMCO franchise is a major investment, which is why we offer several financing options that make it possible for us to partner with the most passionate owners in the industry.

AAMCO FRANCHISE

ITEM 7

Type of Expenditure	Amount	Method of Payment	When due	To whom payment is to be made
Initial License Fee *(including credit of application fee received under Deposit Agreement)*	$39,500	Installments	Upon Signing Franchise Agreement	AAMCO
Business Coach Training	$10,000	Lump Sum	Upon Signing Franchise Agreement	AAMCO
AAMCO Security Deposit	$5,000	Lump Sum	Upon Signing Franchise Agreement	AAMCO
Grand Opening Advertising Expenses	$3,000	Lump Sum	Upon Signing Franchise Agreement	AAMCO
Travel Expenses for Training Program	$2,000 - $4,000	As Incurred	Before Opening	Third Parties
Real Estate & Utility Deposits	$14,000 - $43,000	As Incurred	Before Opening	Landlord, Utility Companies, other Third Parties
Leasehold Improvements	$8,500 - $12,000	As Arranged	As Arranged	Landlord, other Third Parties
Signs *(included in Center Opening Package)*	$7,500 - $19,000	As Agreed	Before Opening	AAMCO
Shop Equipment, Supplies, Lifts & Installation, plus freight & Taxes *(included in Center Opening Package, See Item 5)*	$78,400 - $98,000	As Agreed	As Arranged	AAMCO and Third Parties
POS System	$500	Lump Sum	Before Opening	AAMCO
Computers and Phone System - Hardware	$6,500 - $10,000	As Incurred	As Arranged	Suppliers you choose *(may include AAMCO)*
Office Furniture	$5,500 - $7,000	As Incurred	As Arranged	Suppliers you choose *(may include AAMCO)*
Sales Materials	$500 - $1,000	Lump Sum	Before Opening	AAMCO
Miscellaneous Costs & Professional Fees *(Legal and Accounting Advice, Personnel recruitment, etc)*	$4,000 - $10,000	As Incurred	As Arranged	Third Parties
Insurance	$1,500 - $2,500	As Incurred	Before Opening	Third Parties
Advertising Costs *(13 weeks)*	$4,700 - $13,500	As agreed	Periodically (weekly or monthly) and As arranged	AAMCO, Ad Pool, regional monthly internet search program (or national program if applicable) and Yellow Page agency
Additional Funds	$30,000 - $50,000	As Incurred	As Arranged	
TOTAL ESTIMATED INITIAL INVESTMENT	**$223,600 - $330,500**			

** Start-up costs can vary depending on the market and individuals' financial needs.*

HOW MUCH CAN I MAKE?

AAMCO IS A PROVEN, TOP-RATED BRAND WITH A CLEAR PATH TOWARD A PROFITABLE FUTURE

One of the biggest positives in partnering with a nationally known brand with a 50-year history of expertise and customer trust is that the groundwork already is laid. We have spent decades establishing ourselves as a preeminent brand, and franchisees benefit from that legacy the day they open their doors.

AAMCO enjoys overwhelming brand recognition in the lucrative transmission segment, which is the direct result of our winning the nation's trust to fix the most complicated part of the car. This ability is a huge boon to our franchisees, as transmission repair is one of the most expensive parts to fix. It ranges from $2,800 to $3,800 for a rebuilt transmission and up to $8,000 for a transmission replacement, according to Angie's List, which notes that wear and tear is common in vehicles after crossing the 80,000- to 90,000-mile mark.

This is a tremendous advantage that helps AAMCO franchise owners enjoy much higher margins than traditional auto repair shops that specialize in oil changes — which means they need a much higher customer volume to thrive. AAMCO, as the industry specialist in transmission repair, requires a low volume of customers in comparison.

"The average age of the vehicles that come into our shop is 11-13 years old or older," says Jim Gregory, President of AAMCO. *"Consumers want to hang onto their vehicles longer, and those vehicles need to be repaired. The good news for AAMCO is that we are widely known for complex repair. We fix the powertrain, the engine and, of course, the transmission. We're a 55-year-*

old brand, and we've fixed over 45 million transmissions in that time. As the car industry shifts toward electric and hybrid vehicles, we have the high ground in that we already are known for complex repair. We are poised to dominate this fast-growing segment."

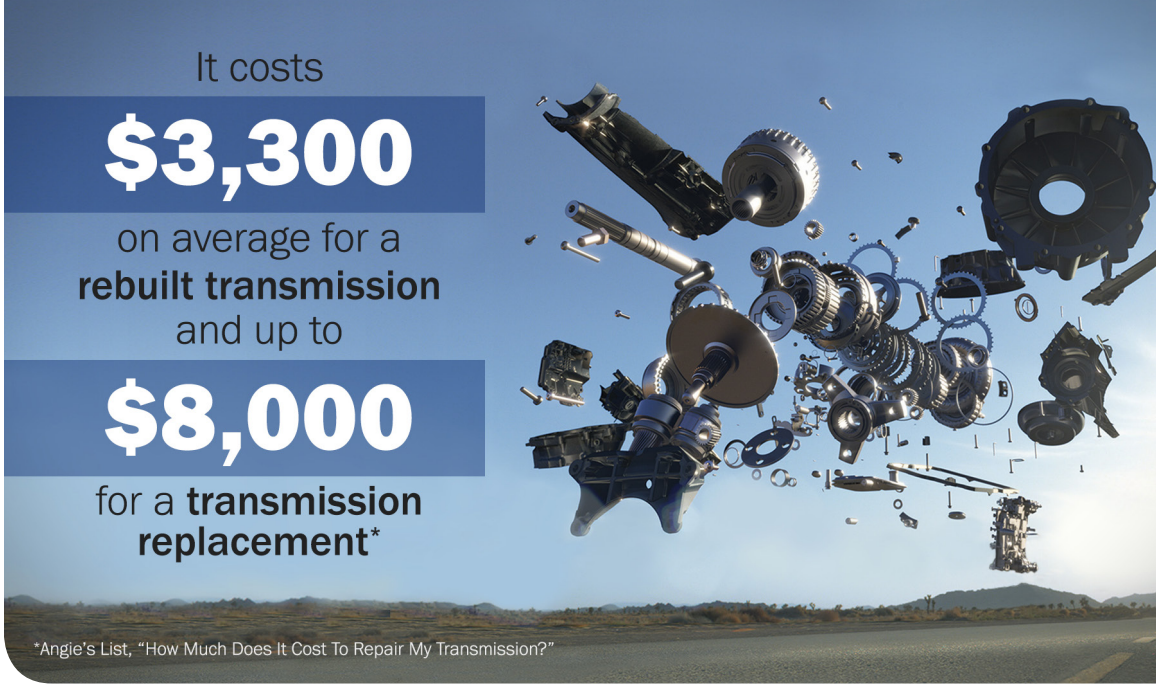

According to Hybrid Cars, there are 4 million hybrids on the road, and this number is poised to go up. A new AAA survey reports that 20% of car owners want to buy an electric car or a hybrid in the future, citing environmental accountability and better gas mileage among their reasons. When their warranty runs out at the dealership, owners of these vehicles will have very few repair options outside of the expensive and inconvenient dealerships. This is where AAMCO is primed to thrive.

The cost of repairing hybrid and electric vehicles is one of the most promising revenue streams for AAMCO franchise owners. Replacing the battery of a Nissan Leaf will cost $5,499, and only a qualified and skilled technician will be able to do the job safely. AAMCO invested in hybrid and electric vehicles for technicians to receive hands-on training at our state-of-the-art training facility, AAMCO University. Since we launched the program, we already have trained hundreds of technicians and are introducing marketing campaigns to get the word out that AAMCO is ready, qualified and competent in hybrid and electric vehicle repair.

"We are extremely well positioned in today's marketplace," Gregory says. "*We've spent over $800 million in advertising in marketing the brand over 55 years, and no other brand even comes close to matching that or matching our reputation for complex repair."*

The investments AAMCO made in new technologies extend directly to our franchisees, who now have industry-leading tools to help manage their businesses and increase profitability. Our new

Point of Sale system provides AAMCO franchisees with executive-class analytics that are updated to the minute and are accessible from anywhere in the world. AAMCO also launched a consumer financing platform, which allows franchise owners to make more high-ticket sales without burdening their customers.

"We are a data-driven company," says Brian O'Donnell, Senior Vice President of Franchise Development with AAMCO. *"While technology has been a challenge to our competitors, it is an advantage for AAMCO because we do have the skill set and capability inside our franchise centers. We have the ability to diagnose electric problems and perform high-quality repairs. Most importantly, we have the capability to be the specialist in the consumer's mind, because they understand that their vehicles are so complicated that they require a specialist. Our POS system provides KPIs that allow our franchisees to make good business decisions based on real data. Technology is a part of our growth, and we're able to see the benefits of it today."*

WHAT TRAINING AND SUPPORT IS PROVIDED?

AAMCO OFFERS ELITE TRAINING AND SUPPORT FOR ALL PARTS OF FRANCHISEES' BUSINESSES

The AAMCO leadership team believes that it's absolutely paramount that we are perceived as the industry's technical experts. That is how we will maintain the leadership position that our wonderful brand has earned over the past 50 years.

We recognize that the automotive industry is becoming more complex, and to ensure that our owners and technicians achieve the level of expertise they need, we have made a significant investment in creating a state-of-the-art education and training center, which we call AAMCO University.

AAMCO UNIVERSITY

While we don't require that our owners have automotive experience before partnering with us, they will know the second they walk through the doors of AAMCO University that we take our training seriously.

Our top-of-the-line programs and equipment have provided consistent benefit to franchisees, staff and loyal customers who trust the AAMCO name like no other in the automotive world. Franchise owners can work with our expert instructors in more than 300 courses, ranging from basic shop safety to master-level diagnostics, transmission rebuilding, and electric and hybrid vehicle repair. These modules are offered in classroom, online and interactive settings.

WHAT YOU'LL LEARN

AAMCO center owners receive more than 250 hours of training at AAMCO University, as well as more than 200 hours of online coursework. Here's a basic overview of what you'll learn:

+ CUSTOMER CARE

From first contact to vehicle delivery, franchisees become experts at ensuring lasting and positive experiences for customers, leading to a positive reputation you can leverage for word-of-mouth and future sales.

+ KEY PERFORMANCE INDICATORS

It's important to be able to analyze your business and identify areas where you can grow and improve. We will help you understand the key metrics that drive your business and how to interpret the data.

+ CENTER GROWTH STRATEGIES

We'll explore short-term and long-term plans for expanding your customer base and offering additional services to drive repeat business. Special attention is given to pooled promotional advertising opportunities and marketing to existing customers to serve their scheduled maintenance needs.

+ QUALITY CONTROL

We will teach you how to work with key team members to solve challenges related to parts, production and workflow. This isn't a theoretical exercise: We'll play out common scenarios you can expect as a business owner.

+ UTILIZING BUSINESS NETWORKS

We'll discuss opportunities for building and maintaining community ties and the effect these relationships can have on the top and bottom line.

+ LEADERSHIP

We'll study ways to build and enhance leadership skills, which will help you build a more cohesive team, create attractive career paths for your employees and retain valuable team members.

AAMCO UNIVERSITY SERVES AS A RECRUITMENT TOOL TO HELP YOU ATTRACT AND RETAIN THE MOST QUALIFIED TECHNICIANS IN YOUR AREA

AAMCO University serves your employees, too. It provides them training opportunities that help them build skills, which makes them more

valuable employees and enhances their earning potential. The end result is that you are more likely to hang on to your best people.

AAMCO University offers courses for general technicians, certified technicians, master certified diagnosticians, repair technicians, master transmission rebuilders, center service managers and general managers. This ability to educate technicians in a way that advances their skill set and career opportunities is a tremendous asset for AAMCO franchise owners.

"I am a technician, and one of the things that a technician is looking for in a place of work is someone that's going to take care of them, train them and provide opportunities for the future," says Bruce Chidsey, Vice President of Technical Support with AAMCO. *"If I go to a place that is a major brand that I can be proud of, that emphasizes my advancement, I am going to gravitate to that brand over an independent shop or another brand that doesn't have those resources."*

Our university is broken into four parts: a school of franchise ownership, school of management, school of technical excellence, and school of franchise support. That fourth school is just as important to us as the first three, because it reflects our ongoing commitment to training the team that will be supporting you. Each school has a growing list of custom coursework designed to create growth opportunities and help AAMCO maintain the excellence that customers have come to expect for more than 50 years.

HOW DO I FINANCE AN AAMCO?

HIGHLY RATED FRANCHISE HAS SEVERAL FUNDING OPTIONS

There are several ways you can finance your AAMCO franchise business. As you explore your options, here are some of the most popular financing avenues to consider:

1. HOME-EQUITY LOANS

If you've owned a home for many years, there's a good chance you can get a home equity line of credit (HELOC) or a home equity installment loan (HEIL) to finance your business.

Advantages: They usually have a very low interest rate; they are highly flexible and sometimes have no specific repayment schedule; and they don't require a lot of documentation, such as a formal business plan or an accounting of how the funds will be used. This provides more flexibility for your business.

Things you should know: You'll need to show enough income to repay the

loan through your existing sources of income — your projected earnings as a franchise owner won't count when the lender calculates your ability to repay. A real estate appraisal will be required to establish your home's value.

2. LEVERAGE RETIREMENT FUNDS TAX-FREE AND PENALTY-FREE

If you have a 401(k) or an individual retirement account (IRA), it can be converted into a self-directed IRA to fund your business. This financing option became extremely popular during the recession, when depressed real estate prices eliminated home equity loans as an option for many franchise buyers.

Advantages: Once you set up a self-directed IRA, you can tap into your retirement funds without paying penalties. Since it's your money, not the bank's, you don't have to worry about a long loan-approval process. As your business succeeds, you make payments back into your retirement account without having to pay interest to a bank. This option also allows you to keep cash in your bank accounts to be available for starting and growing your business.

Things you should know: Your business becomes your retirement plan, which brings risks and rewards. You should be confident that you can beat the stock market by building the value of your business, as well as by avoiding interest payments on a loan.

3. SBA LOANS

U.S. Small Business Association (SBA) lending has made a strong comeback as the economy has improved, and it is much easier to obtain an SBA loan than it was a few years ago. These are government-backed loans at low-market rates, which eliminates most of the risk for banks.

Advantages: You can finance a percentage of the cost of your business, which allows you to conserve cash; the interest rates tend to be fairly low; there is no prepayment penalty; and you can obtain better loan terms once you have a proven track record.

Things you should know: It can take three months or more to obtain an SBA loan, and the documentation process is extensive. The loan also requires 100 percent collateral. If most of your collateral comes from home equity, you may want to consider a home equity loan instead.



4. FRIENDS AND FAMILY

You may have friends or relatives who are willing to invest in your success.

Advantages: They know you, they are typically flexible on repayment terms and they may have expertise that they can offer your business. They may not require collateral.

Things you should know: If the business doesn't meet expectations, it may strain your relationships. Family and friends also may seek equity in exchange for your investment, which would create a partnership arrangement.

5. PARTNERSHIPS

Partnerships can allow two or more people to combine their resources to purchase an AAMCO franchise. If partners complement one another's skill sets and add value to the business, it can be a great arrangement.

Advantages: You can split management and leadership duties, which gives you greater capacity and flexibility. Because you have multiple people to oversee operations and marketing, you may be able to grow faster.

Things you should know: Partners must have clear guidelines for who handles what and how profits are divided. In addition, to get the most out of your partnership and avoid disputes, clear communication and a shared commitment to the business are essential.

MEET THE MANAGEMENT TEAM

OUR MANAGEMENT TEAM WORKS HARD TO IMPROVE OUR OWNERS' LIVES — BECAUSE THEY'VE BEEN IN YOUR SHOES

JIM GREGORY, President & CEO

Jim joined American Driveline Systems in 2014 as he was passionate about the Company's brand heritage and long-term growth opportunity in the automotive aftermarket. Prior to joining ADS, Jim was a Principal investor at American Capital, a private equity and asset management company with over $20 billion in assets under management. During his tenure at American Capital, Jim served as a Board member for businesses across a variety of industries. His experience includes controlling equity investments and successful exits in consumer, service, and manufacturing businesses, capital raising, new product development, geographical expansion and executive team building.

MARY SHETZLINE, CFO

Mary has served as American Driveline Systems' CFO since October 2017. From April 2014 to September 2017, she was Controller and a manager at ADS. Previously, Mary was a financial manager at Globus Medical in Audubon, Pennsylvania, and was an auditor at Ernst & Young in Philadelphia, Pennsylvania.

ZACH PETERS, COO

Zach brings to AAMCO over 20 years of operations leadership, execution, training, and team building experience. He previously served in the Marine Special Operations Command ("MARSOC") and most recently at Kattera, a global technology based vertically integrated construction business. While in MARSOC Zach served in many leadership roles including Operations Chief, Team Chief, and Reconnaissance Team Leader where he successfully built teams, executed critical operations in difficult and politically sensitive environments, and served as a key liaison with other DoD and Special Operations forced. Zach is the recipient of many awards including the Bronze Star, Combat Action Ribbon, and Force Recon Team Leader of the Year. After leaving MARSOC, Zach joined Kattera during a time of rapid growth from 700 to 7,000 employees. At Kattera, Zach successfully developed many operations, team building, and training initiatives.

AMY JOHNSON, CMO

Amy joined American Driveline Systems in 2019 with a deep respect for the brand and passion for supporting AAMCO franchisees. Growing up just north of Birmingham, Alabama on her family's cattle farm, she saw first-hand the impact of small business owners on the life of the community. Having owned several small businesses herself, she has a strong drive to create opportunities for franchisees and deliver value for consumers. Prior to joining American Driveline Systems, Amy led Global Demand Generation for the world's largest cybersecurity integrator. She has also worked in Finance for a $750 Billion global bank, Healthcare, Higher Education, and on the 300-acre family farm. One of her fondest memories is the old AAMCO hat her grandfather wore while teaching her to drive a tractor on the farm that she still visits frequently with her husband and their six children.

ADAM BAUMGARDNER, CIO

Adam joined American Driveline Systems in March 2019 as CIO. Adam has a deep technology background, demonstrated leadership ability, and expertise in Business Intelligence and Analytics. Prior to joining ADS, Adam worked at ConnectiveRx as VP of Product Management, Analytics. He also spent over 10 years at inVentiv Health as a Director of Product Management and Director of Software Development. Adam received his B.S. in Finance at King's College and his M.S. in Information Science at Penn State University.

BRIAN O'DONNELL, Senior Vice President of Franchise Development

Brian has been with us since 1985 and has served as our Senior Vice President of Franchise Sales and Support since February 2014. Prior to Brian's role in Franchise Development, he was Senior Vice President of Operations from 1997 to February 2014.

BRUCE CHIDSEY, Vice President of Technical Services

Bruce joined AAMCO in September 2007 as Vice President of Technical Services and New Product Development. Prior to AAMCO, Bruce spent 27 years with Pep Boys Auto, most recently as the Corporate Vice President of Service Operations and Customer Relations. He brings a rare combination of technical and sales expertise with his current certifications as ASIA/ASE World Class Technician, Master Automotive, Master HD Truck, Master Engine Machinist, and Master Refinishing.

JOHN BETHUNE, Dean of AAMCO University

John Bethune directs all training programs for AAMCO University since April 2017. He has been involved in automotive aftermarket businesses for over 30 years, including as an AAMCO Center franchisee from 1987 to 2008. After selling those businesses to successor franchisees, he remained in the industry and became Director of National Accounts for Transtar, a major aftermarket parts supplier, from 2008 to 2016. Earlier in his career, he was an educator in New Zealand and Australia.

NEXT STEPS

READY TO BECOME A PART OF AN ICONIC TRANSMISSION AND LEADER IN COMPLEX CAR REPAIR FRANCHISE?

A member of our franchising staff will reach out to you by phone. The first call usually lasts just a few minutes and gives us a chance to introduce ourselves to one another and address initial questions.

We are looking forward to speaking with you and are excited that you're interested in getting in on the ground floor of AAMCO as we continue to expand across the nation.

Thank you for your interest in becoming an AAMCO franchise owner!

TRANSMISSIONS AAMCO TOTAL CAR CARE

Proposed Site Flow for AAMCO Transmissions
533 East Walnut, Green Bay, Wisconsin

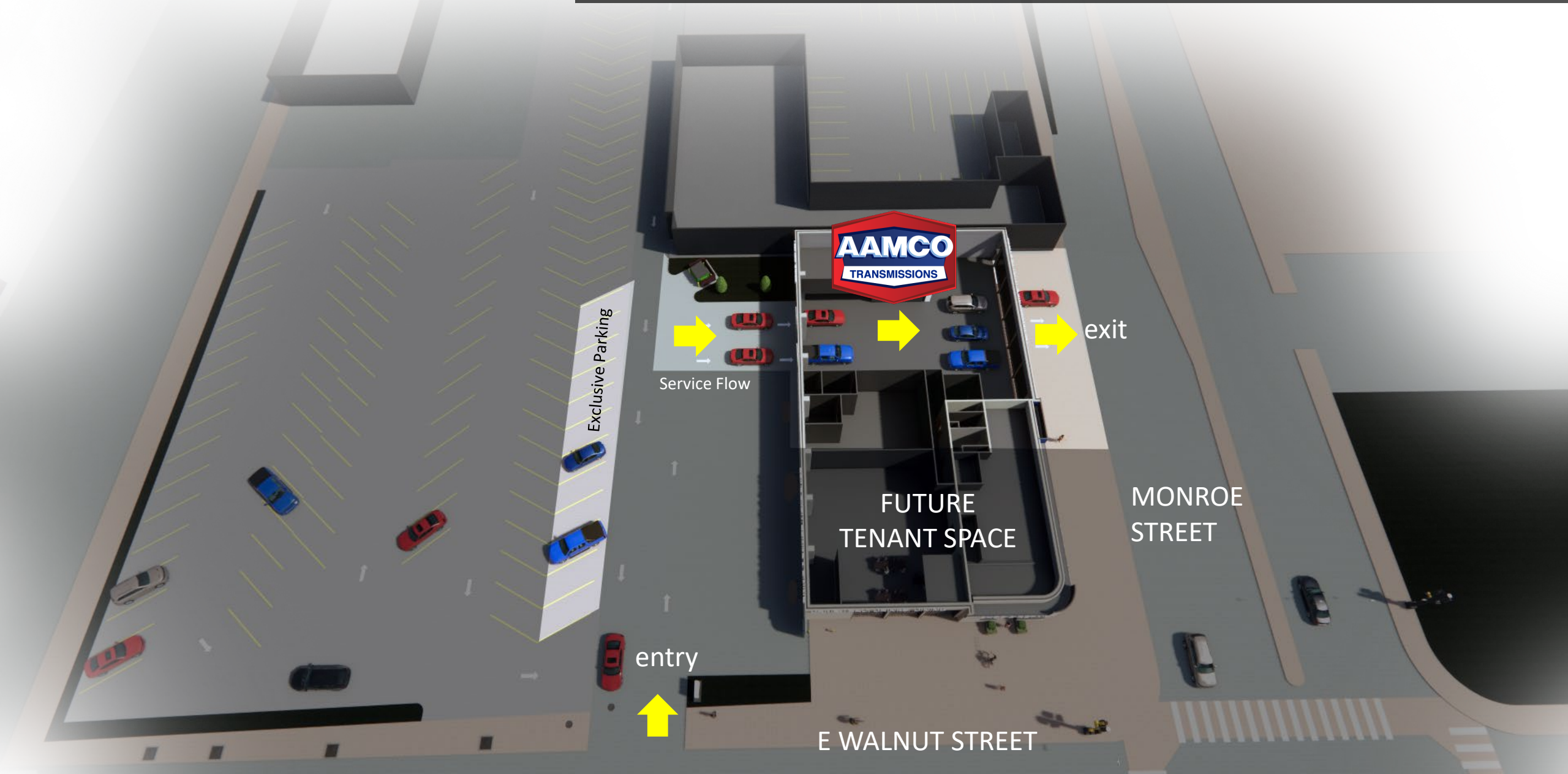

Ron Franklin

533 Walnut Street, Green Bay, WI 54301

Operational Plan:

Prior to my AAMCO business opening, the AAMCO home office team will assist me in the following:

- Facility Layout and Design
- Launching my AAMCO website
- Make recommendations and initiate my Grand Opening Marketing Package
- Recruit, interview and make recommendations on hiring Customer Service Manager and Technicians. All employees will be registered for AAMCO University.
- Creating Vendor Relationship with local Auto Parts suppliers
- Complete 3 weeks of Owner Training at AAMCO University
- Complete full owner Set Up Procedures, Labor Rates and Pricing

On the first day my AAMCO business is open, AAMCO will provide a Business Coach who will spend the first Five Weeks of operation inside of my AAMCO center. The business coach will provide ongoing coaching for myself, Customer Service Manager and technicians. The coach will also start working in the community to raise awareness for my new business and to generate some outside sales.

After five full weeks with an AAMCO Business Coach, My Regional Operations Manager will continue to offer operational guidance, support and recommendations during the life of my business. The ROM will layout a step-by-step playbook which I will be responsible for executing with the knowledge learned during my ongoing AAMCO training.

My Marketing Manager at AAMCO home office will continue to offer ongoing support and recommendations on my marketing plan.

Business Hours:
M-F 8am-5pm

Number of Employees:
AAMCO of Green Bay will initially employ three people involved in specific functions plus the full-time owner. As business activity increases, additional technical staff can be added to keep the work process streamlined. We will have up to 7 lifts in the store and will plan to have at least 1 person per lift as the business grows. Listed below are the clearly defined roles of the opening staff:

- Owner - will manage and operate their AAMCO center overseeing resources and personnel in accordance with the Mission Statement.

- Customer Service Manager (CSM) – Working directly with the customer, he / she are principally responsible for the sales of the company and collecting revenues at the completion of the job. Duties include: writing repair orders, prioritizing shop scheduling, customer follow-up, acceptance and delivery of vehicles.
- Remove & Replace Technician (R&R Tech) - Primarily does heavy line work to remove and re-install transmissions. May be called upon to perform light line service work as required such as external diagnostics services.
- General Technician/Diagnostician – Works on mainly non transmission-based work which would include oil changes, brakes, wheel work and others as well as conducting diagnostics services
- Master Rebuild Tech- This is a professional journeyman level technician with an especially strong

Plans for disposing of waste oil:
We will use a waste oil disposal company who specializes in oil recycling opposed to oil waste. The oil will be stored in 55gl drums, on an oil spill pad to ensure no oil dripped and then washed away, and picked up on an as needed basis, planned to be bi-weekly.

Report to the
Green Bay Plan Commission

MEETING DATE	PREPARED BY
May 18, 2021	Stephanie Hummel, Staff

AGENDA ITEM # P.4

To hold over the request for a Conditional Use Permit (CUP), until the next Plan Commission Meeting, for an expansion of an existing substation in the 2040 Block Morrow Avenue, due to new information received.

BACKGROUND

Primary Address: 2040 Block Morrow Avenue.

Aldperson/District: Ald. Craig Stevens / District 5

Reason for Request: To permit rebuilding and the expansion of an existing substation.

Surrounding Zoning and Land Uses:

SUBJECT	Varied Density Residential (R3)	Substation
NORTH	Right-of-Way	Morrow Street
SOUTH	Planned Unit Development (PUD)	Vacant Residential
EAST	Varied Density Residential (R3)	Single- and Two-Family Homes
WEST	Right-of-Way	Highland Park Avenue

Comprehensive Plan: The 2022 Smart Growth Plan designates the subject area for Medium/High Density Housing.
Consistency Analysis: While Ch. 66.1001 Wis. Stats. does not specifically require conditional uses to meet the consistency requirement, use of the subject property is compatible with and is not contradictory to the applicable recommended policy and the future land use map.

Report: The subject properties are located along Morrow Street and Highland Park Avenue. There are currently two parcels owned by Wisconsin Public Service Corp that make of this substation area. The expansion will use both parcels and will account for an expansion of the building, the fenced in area, and the addition of a stormwater management facility. See attached site plan.

In the review of the Conditional Use Permit (CUP), the Zoning Ordinance Section 12-205(e) establishes seven standards for the Plan Commission to consider when reviewing a CUP:

1. The establishment, maintenance, or operation of the conditional use will not be detrimental to or endanger the public health, safety, or general welfare.
2. The establishment of the conditional use will not impede the normal and orderly development and improvement of the surrounding property for uses permitted in the district.
3. The conditional use, its exterior architectural design, and functional plan of any proposed structure will not be

injurious to the use of other property in the immediate vicinity nor substantially diminish or impair property values within the surrounding neighborhood.
4. Adequate utilities, access roads, drainage, and/or necessary facilities have been or are being provided.
5. Adequate measures have been or will be taken to provide ingress and egress and so designed as to minimize traffic congestion.
6. The conditional use shall have adequate parking facilities as specified in subchapter 13-1700.
7. The conditional use shall, in all other respects, conform to the applicable regulations of the district in which it is located and all other applicable city ordinances.

When considering the request in relation to the standards, planning staff believes these standards have been met. As this is an existing use, it will have no changes to impacts on the community or surrounding neighbors. The addition of a stormwater management facility will be a positive addition to this site.

Staff feels the proposed substation expansion is agreeable. Ald. Craig Stevens and adjacent property owners have been notified of the request. As of the drafting of this report, staff has received no inquiries regarding this request.

RECOMMENDATION

Approval of request, subject to:
a) The combination of parcels 21-1226 and 21-297-1 for better site cohesion and access from Morrow Street. Note parcel 21-297-1 extends between Highland Park Avenue and this will have to be split properly between the right-of-way.
b) Compliance with all of the regulations of the Green Bay Municipal Code not covered under the Conditional Use Permit, including standard site plan review and approva

FISCAL IMPACT

ATTACHMENTS

1. ZP 21-12 Map
2. ZP 21-12 Exhibits
3. ZP 21-12 Elevations
4. ZP 21-12 Fence Exhibit

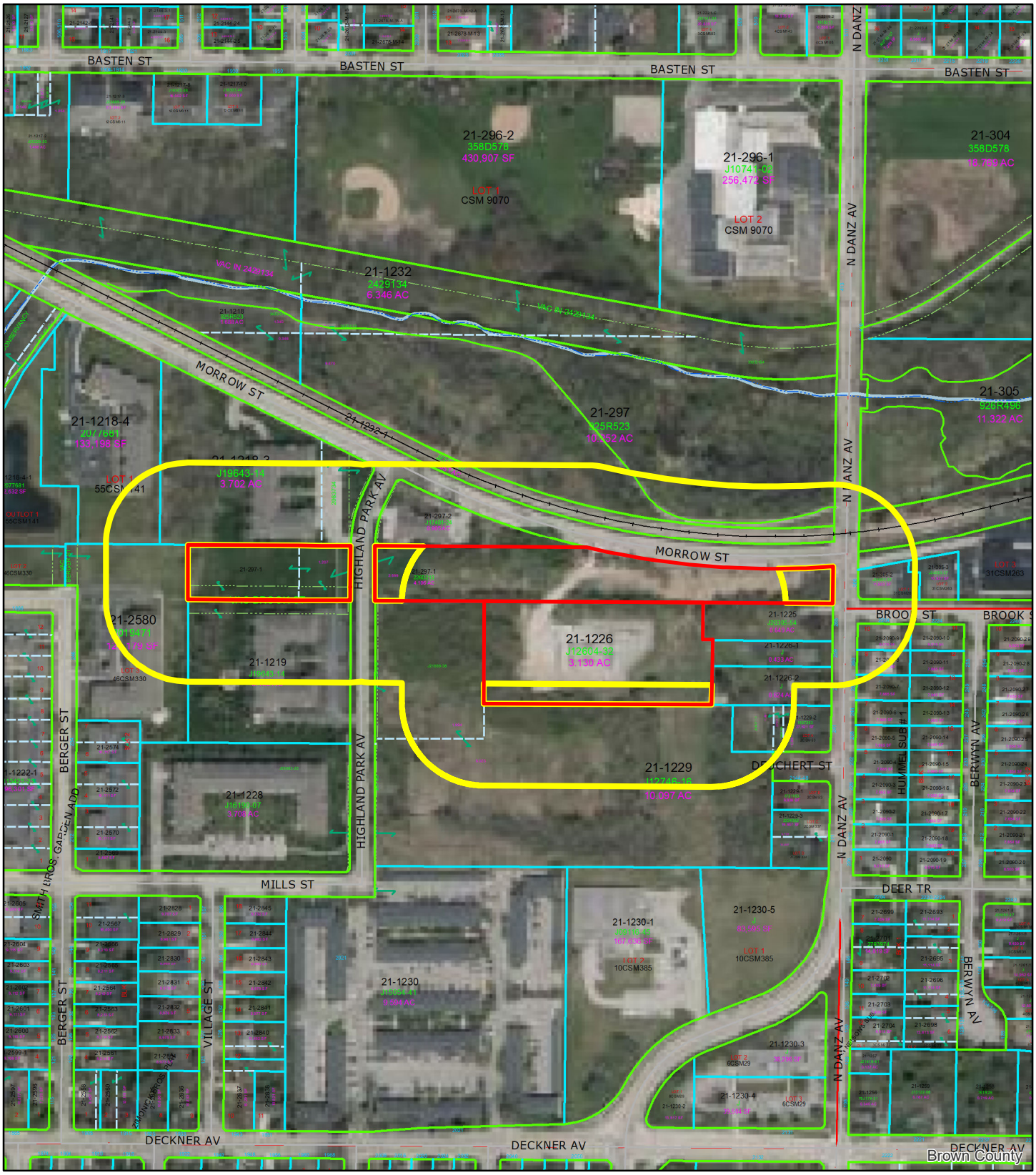

(ZP 21-12) Conditional Use Permit for Substation Expansion along 2040 Block Morrow Street

Feet
0 90 180 360

N

Subject Parcel

200-ft. Notification Area

This is a compilation of records and data located in various City of Green Bay offices and is to be used for reference purposes only. The City of Green Bay is not responsible for any inaccuracies or unauthorized use of the information contained within. No warranties are implied. Map prepared by City of Green Bay Department of Community and Economic Development. E.R. 28 Apr 2021 I:\DeptData\Planning\City\CityActions\Zoning_Petitions\ZoningPetitions2021\ZP 21-09 CUP for max number of stalls-800 Block S Huron Rd\ZP 21-09.mxd

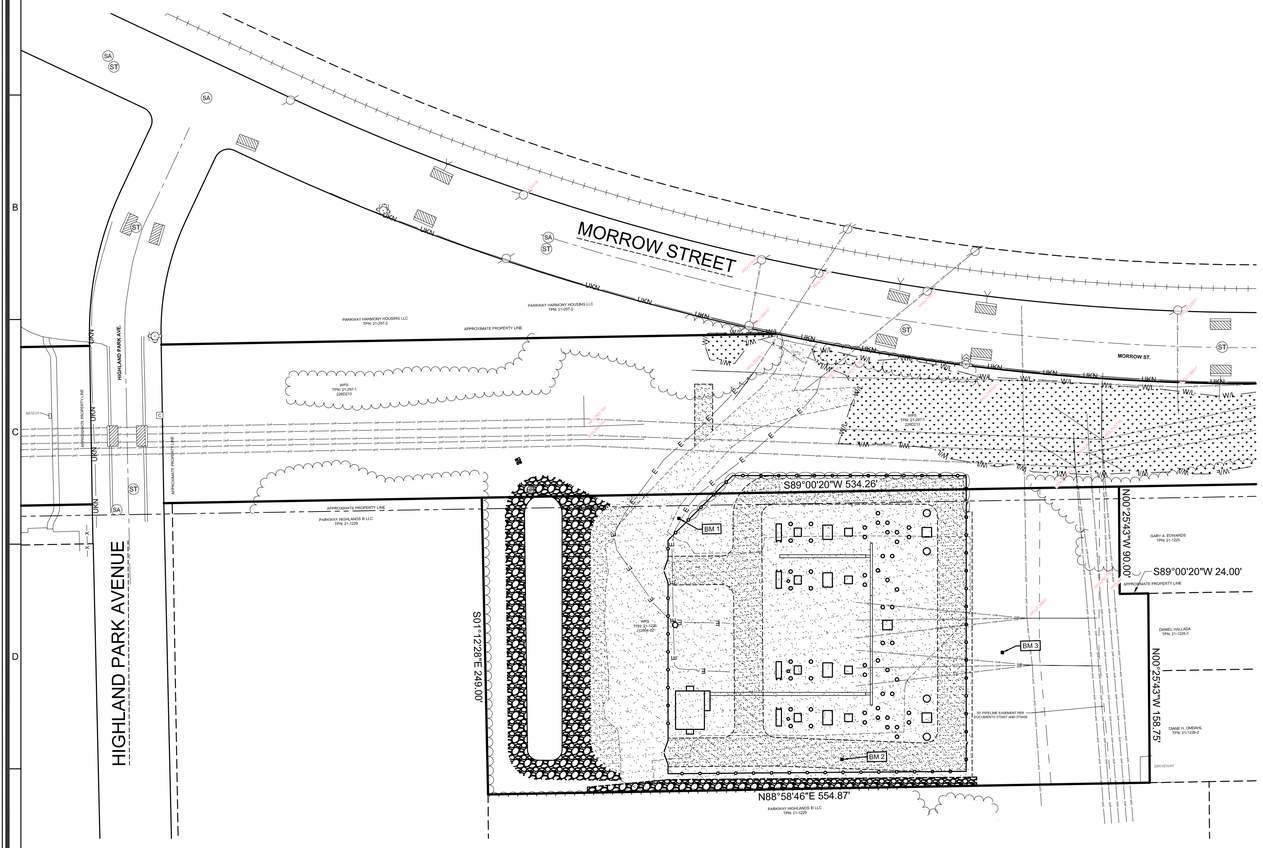

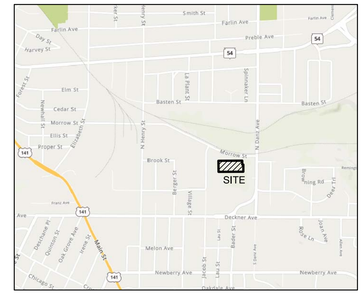

LOCATION MAP

BROOK STREET
GREEN BAY, WI 54311

NOT TO SCALE

Benchmarks		
Label	Elevation	Description
BM 1	125.80	REBAR WITH CAP
BM 2	131.27	REBAR WITH CAP
BM 3	134.84	REBAR WITH CAP

CIVIL SHEETS INDEX

C1.0 COVER SHEET
C2.0 EXISTING CONDITIONS / DEMOLITION PLAN
C3.0 SITE & UTILITY PLAN
C4.0 GRADING & EROSION CONTROL PLAN
C5.0 DETAILS

EXHIBITS BY OTHERS

PBL-05-004-06	W.P.S.	24' X 30' CONTROL HOUSE ELEVATIONS
PBL-03-009-01	W.P.S.	CONCRETE CAST CABLE TRENCH PLAN
MHS-08-018-01	W.P.S.	SECURITY FENCE DETAIL

CIVIL GENERAL NOTES:

1. SURVEY WAS PERFORMED BY WPS AND SUPPLEMENTED BY MACH IV ENGINEERING & SURVEYING LLC JANUARY 2021.
2. SURVEY VERTICAL DATUM IS NAVD88.
3. THIS SURVEY DOES NOT GUARANTEE THE EXISTENCE/ NON-EXISTENCE, SIZE, TYPE OR LOCATION OF UNDERGROUND UTILITIES. UTILITIES SHOWN ARE BASED ON ABOVEGROUND UTILITY STRUCTURES (I.E. VALVES, MANHOLES ETC.), AND AVAILABLE UTILITY MAPS AND PLANS.
4. UNLESS OTHERWISE INDICATED, ALL EXISTING STRUCTURES AND FACILITIES SHALL REMAIN.
5. PROVIDE TURF, AS SPECIFIED TO ALL DISTURBED AREAS NOT RECEIVING PAVEMENTS, CURBS, SIDEWALKS, BUILDINGS, OR LANDSCAPING, WITHIN THE LIMITS OF CONSTRUCTION.
6. NO LAND DISTURBING ACTIVITIES SHALL TAKE PLACE UNTIL ALL TEMPORARY SOIL EROSION DEVICES ARE INSTALLED.
7. ALL GRADE TRANSITIONS BETWEEN NEW AND EXISTING SHALL BE SMOOTH AND GRADUAL WITH NO SHARP OR ABRUPT CHANGES.
8. COORDINATE THE WORK OF ALL TRADES - VERIFY ALL FIELD CONDITIONS, QUANTITIES AND DIMENSIONS PRIOR TO COMMENCEMENT OF WORK. ANY DISCREPANCIES SHALL BE PROMPTLY BROUGHT TO THE ATTENTION OF THE ARCHITECT.
9. EXECUTE ALL WORK WITH CARE AS TO PROTECT FROM DAMAGE ADJACENT EXISTING FEATURES TO REMAIN. ANY SUCH DAMAGE SHALL BE REPAIRED OR REPLACED TO MATCH THE ORIGINAL CONDITION AS APPROVED BY THE ARCHITECT.
10. UNLESS REFERRED TO, OR INDICATED AS "EXISTING", ALL WORK SHOWN ON THESE DRAWINGS SHALL BE CONSIDERED AS NEW AND PROVIDED UNDER THIS CONTRACT.
11. FINISHED GRADE OF TOPSOIL (AFTER COMPACTION) SHALL BE 1/2" TO 1" BELOW TOP OF ABUTTING PAVEMENTS, SIDEWALKS, AND CURBING.
12. NO DISTURBANCE SHALL OCCUR OUTSIDE OF SITE LIMITS.
13. GENERAL CONTRACTOR SHALL OBTAIN APPROVAL FROM OWNER AND MUNICIPALITY PRIOR TO ANY LAND DISTURBANCE OUTSIDE THE CONSTRUCTION LIMITS.
14. CONTRACTOR SHALL BE RESPONSIBLE FOR OBTAINING WORK IN RIGHT OF WAY PERMITS.
15. NO HAZARDOUS MATERIALS WILL BE STORED ON-SITE.
16. FOR LEGEND AND ABBREVIATIONS SEE SHEET C1.0.
17. FOR EROSION CONTROL PLAN AND NOTES SEE SHEET C3.0 AND C4.0.
18. FOR NOTES SHOWN THUS, "(1)", SEE SHEET KEY NOTES, ON SHEET THEY APPEAR.

60 30 0 60 120
GRAPHIC SCALE

CIVIL LEGEND

	EXISTING	PROPOSED
CABLE PEDESTAL	C	
ELECTRIC METER		
ELECTRIC PEDESTAL	E	
GUY WIRE		
LIGHT POLE		
POWER POLE		
GAS METER		
GAS VALVE		
BOLLARD		
HANDICAP PARKING		
SANITARY CLEANOUT		CO
SANITARY MANHOLE	SA	SA
CATCH BASIN	CB	CB
CULVERT		
DOWNSPOUT		
INLET		
INLET 2' X 2'		
STORM CLEANOUT		D
STORM MANHOLE	ST	ST
FIBER OPTIC PEDESTAL	FO	
SIGN		
FIRE HYDRANT		
WATER SHUT OFF		
WATER VALVE		

	EXISTING	PROPOSED
EVERGREEN SHRUB		
EVERGREEN TREE		
TREE		
TREE SHRUB		
BUILDING OVERHANG		
UNDERGROUND CABLE	C	
OVERHEAD WIRE	OHP	
UNDERGROUND ELECTRIC	E	
GAS	G	
LANDSCAPE		
FENCE		
GUARDRAIL		
CENTERLINE		
CURB		
PARKING STRIPE		
SANITARY SEWER	SAN	SAN
CULVERT	CLVRT	CLVRT
STORM SEWER	STM	STM
FIBER OPTIC	FO	
WOOD LINE		
RETAINING WALL		
WATERMAIN	WAT	WAT
CONTOUR MAJOR	600	600
CONTOUR MINOR	602	602

	EXISTING	PROPOSED
STANDARD DUTY ASPHALT		
HEAVY DUTY ASPHALT		
BUILDING		
ASPHALT		
CONCRETE		
GRAVEL		
LANDSCAPE WOOD MULCH		
LANDSCAPE STONE MULCH		

ABBREVIATIONS

Ø	DIAMETER
AC	ACRE
AEW	APRON END WALL
ASTM	AMERICAN SOCIETY FOR TESTING AND MATERIALS
BM	BENCHMARK
C	CABLE
CB	CATCH BASIN
CI	CURB INLET
CMP	CORRUGATED METAL PIPE
CO	CLEAN OUT
CSM	CERTIFIED SURVEY MAP
C.T.H	COUNTY TRUNK HIGHWAY
DIA	DIAMETER
DOT	DEPARTMENT OF TRANSPORTATION
E	EAST
E	ELECTRIC (BURIED)
EL	ELEVATION
FDM	FACILITIES DEVELOPMENT MANUAL
FFE	FIRST FLOOR ELEVATION
FL	FLOW LINE
FO	FIBER OPTIC
FT	FEET
G	GAS
G.F.E.	GROUND FLOOR ELEVATION
GR	GRADE
HDPE	HIGH DENSITY POLYETHYLENE
INL	INLET
INV	INVERT
M	METER
MAX	MAXIMUM
MH	MANHOLE
MIN	MINIMUM
mm	MILLIMETER
N	NORTH
NE	NORTHEAST
OC	ON CENTER
OD	OUTSIDE DIAMETER
OHP	OVER HEAD POWER
OL	OUTLOT
PSI	POUNDS PER SQUARE INCH
PVC	POLYVINYL CHLORIDE
R	RADIUS
RAD	RADIUS
RCP	REINFORCED CONCRETE PIPE
REQ	REQUIRED
S	SOUTH
SA	SANITARY
SAN	SANITARY
SCHD	SCHEDULE
S.D.	SUMP DEPTH
SQ	SQUARE
ST	STORM
S.T.H.	STATE TRUNK HIGHWAY
STM	STORM
T	TELEPHONE
T/C	TOP OF CURB
U.S.H.	UNITED STATES HIGHWAY
V	VARIES
W	WEST
WAT	WATER
WI	WISCONSIN
WisDOT	WISCONSIN DEPARTMENT OF TRANSPORTATION

DIGGERS HOTLINE

CALL DIGGERS HOTLINE
1-800-242-8511
TOLL FREE

WISCONSIN STATUTE 182.0175 (1974) REQUIRES MIN. 3 WORK DAYS NOTICE BEFORE YOU EXCAVATE

THE LOCATIONS OF THE EXISTING UTILITY INSTALLATIONS AS SHOWN ON THE PLANS ARE APPROXIMATE, THERE MAY BE OTHER UNDERGROUND UTILITY INSTALLATIONS WITHIN THE PROJECT AREA THAT ARE NOT SHOWN.

MACH IV
ENGINEERING • SURVEYING • ENVIRONMENTAL
2260 Salscheider Court Green Bay, WI 54313
PH:920-569-5765; Fax: 920-569-5767
www.mach-iv.com

WISCONSIN PUBLIC SERVICE

WPS PREBLE SUBSTATION

COVER SHEET

NO.	REVISION DESCRIPTION

DATE: MARCH 31, 2021
DRAFTED BY: RPH
CHECKED BY:
PROJECT NO.: 1819-01-20
DRAWING NUMBER
SHEET NUMBER
C1.0
OF 1

R:\Jobs\1819-01-20 WPS Preble Substation\DRAWINGS\1819-01-20 Eng GB.dwg 4/15/2021 11:28:41 AM

Benchmarks		
Label	Elevation	Description
BM 1	609.59	REBAR WITH CAP
BM 2	615.06	REBAR WITH CAP
BM 3	618.63	REBAR WITH CAP

SHEET KEY NOTES:

1. EQUIPMENT REMOVAL BY OWNER
2. REGRADE GRAVEL; SEE SHEET C3.0 FOR ELEVATIONS
3. REMOVE / RELOCATE UNDERGROUND ELECTRICAL (BY OTHERS)
4. REMOVE STRUCTURES
5. REMOVE FENCE
6. CLEAR AND GRUB ALL TREES IN PROJECT AREA
7. CONSTRUCTION / GRADING LIMITS

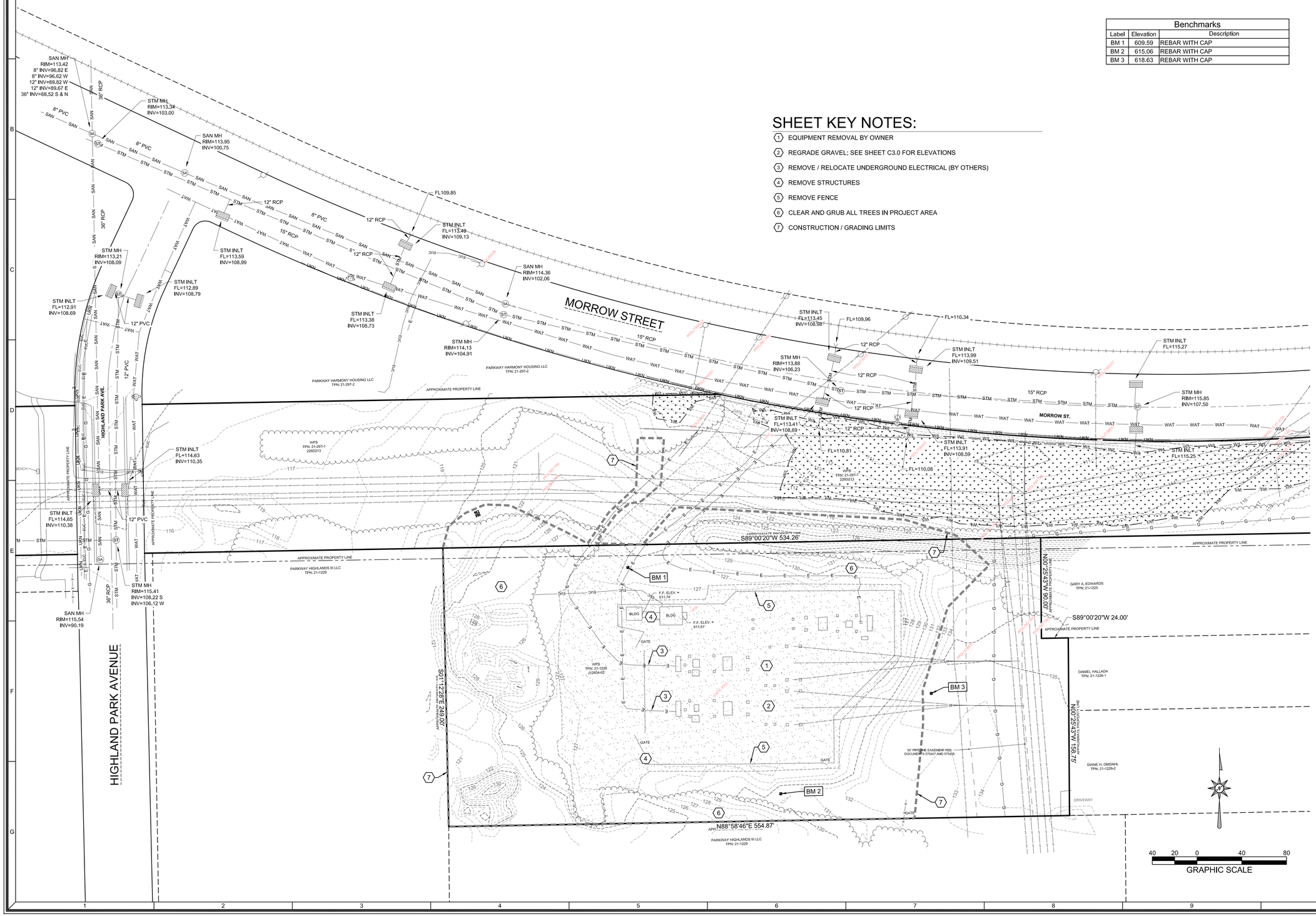

MACH IV
ENGINEERING • SURVEYING • ENVIRONMENTAL
2260 Salscheider Court Green Bay, WI 54313
PH:920-569-5765; Fax: 920-569-5767
www.mach-iv.com

WISCONSIN PUBLIC SERVICE

WPS PREBLE SUBSTATION

EXISTING CONDITIONS / DEMOLITION PLAN

NO.	REVISION DESCRIPTION

DATE: MARCH 31, 2021
DRAFTED BY: RPH
CHECKED BY:
PROJECT NO.: 1819-01-20
DRAWING NUMBER
SHEET NUMBER
C2.0 OF 1

R:\Jobs\1819-01-20 WPS Preble Substation\DRAWINGS\1819-01-20 Eng GB.dwg 4/15/2021 11:28:49 AM

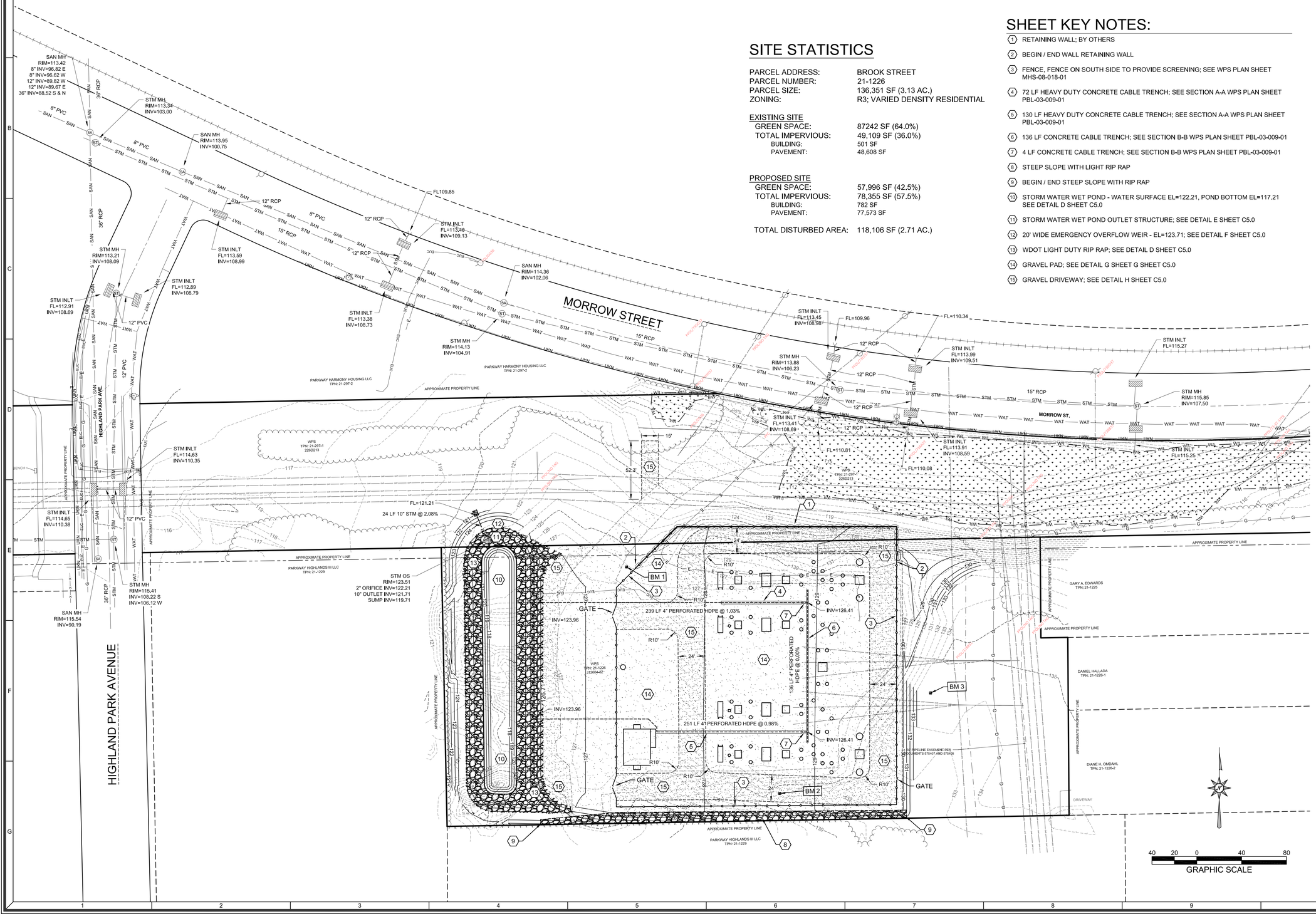

SITE STATISTICS

PARCEL ADDRESS:	BROOK STREET
PARCEL NUMBER:	21-1226
PARCEL SIZE:	136,351 SF (3.13 AC.)
ZONING:	R3; VARIED DENSITY RESIDENTIAL

EXISTING SITE

GREEN SPACE:	87242 SF (64.0%)
TOTAL IMPERVIOUS:	49,109 SF (36.0%)
BUILDING:	501 SF
PAVEMENT:	48,608 SF

PROPOSED SITE

GREEN SPACE:	57,996 SF (42.5%)
TOTAL IMPERVIOUS:	78,355 SF (57.5%)
BUILDING:	782 SF
PAVEMENT:	77,573 SF

TOTAL DISTURBED AREA: 118,106 SF (2.71 AC.)

SHEET KEY NOTES:

1. RETAINING WALL; BY OTHERS
2. BEGIN / END WALL RETAINING WALL
3. FENCE, FENCE ON SOUTH SIDE TO PROVIDE SCREENING; SEE WPS PLAN SHEET MHS-08-018-01
4. 72 LF HEAVY DUTY CONCRETE CABLE TRENCH; SEE SECTION A-A WPS PLAN SHEET PBL-03-009-01
5. 130 LF HEAVY DUTY CONCRETE CABLE TRENCH; SEE SECTION A-A WPS PLAN SHEET PBL-03-009-01
6. 136 LF CONCRETE CABLE TRENCH; SEE SECTION B-B WPS PLAN SHEET PBL-03-009-01
7. 4 LF CONCRETE CABLE TRENCH; SEE SECTION B-B WPS PLAN SHEET PBL-03-009-01
8. STEEP SLOPE WITH LIGHT RIP RAP
9. BEGIN / END STEEP SLOPE WITH RIP RAP
10. STORM WATER WET POND - WATER SURFACE EL=122.21, POND BOTTOM EL=117.21 SEE DETAIL D SHEET C5.0
11. STORM WATER WET POND OUTLET STRUCTURE; SEE DETAIL E SHEET C5.0
12. 20' WIDE EMERGENCY OVERFLOW WEIR - EL=123.71; SEE DETAIL F SHEET C5.0
13. WDOT LIGHT DUTY RIP RAP; SEE DETAIL D SHEET C5.0
14. GRAVEL PAD; SEE DETAIL G SHEET G SHEET C5.0
15. GRAVEL DRIVEWAY; SEE DETAIL H SHEET C5.0

MACH IV
ENGINEERING • SURVEYING • ENVIRONMENTAL
2260 Salscheider Court Green Bay, WI 54313
PH:920-569-5765; Fax: 920-569-5767
www.mach-iv.com

WISCONSIN PUBLIC SERVICE

WPS PREBLE SUBSTATION

SITE & UTILITY PLAN

NO.	REVISION DESCRIPTION

DATE: MARCH 31, 2021
DRAFTED BY: RPH
CHECKED BY:
PROJECT NO.: 1819-01-20
DRAWING NUMBER
SHEET NUMBER
C3.0
OF 1

R:\Jobs\1819-01-20 WPS Preble Substation\DRAWINGS\1819-01-20 Eng GB.dwg 4/15/2021 11:28:55 AM

SHEET KEY NOTES:

1. SILT FENCE; SEE DETAIL A SHEET C5.0
2. CLASS I URBAN, TYPE B WOOD EROSION CONTROL MAT WITH E-STAPLES; SEE DETAIL B SHEET C5.0
3. ENERGY DISSIPATOR; SEE DETAIL C SHEET C5.0
4. SPOT GRADE; SEE DETAIL A THIS SHEET

128.21 — TOP OF CURB/WALL
127.71 — GUTTER/PAVEMENT
127.21 — FINISHED GRADE
(A) 129.21 — EXISTING GRADE

SPOT GRADE KEY

PLANNED EROSION CONTROL PRACTICES:

1. SILT FENCE (TECH. STANDARD 1056)
   SILT FENCING WILL BE REQUIRED DOWNSLOPE OF ALL DISTURBED AREAS, INCLUDING ANY DISTURBED AREAS OF THE INDIVIDUAL LOTS, AND WHERE NOTED ON THE SITE PLAN. IF THE SILT FENCE IS LOCATED IN A CHANNELIZED AREA, TWO CONSECUTIVE SILT FENCES WILL BE INSTALLED, OR ONE STRAW BALE FENCE WILL BE INSTALLED.
2. DUST CONTROL (TECH STANDARD 1068)
   DUST CONTROL SHALL BE IMPLEMENTED IN ACCORDANCE WITH THE ABOVE MENTIONED TECHNICAL STANDARD. WHERE POSSIBLE DUST CONTROL SHALL BE WISDOT TYPE B SOIL STABILIZER OR TEMPORARY SEED.
3. STOCKPILED TOPSOIL/TEMPORARY FILL PILES
   SILT FENCING OR STRAW BALE FENCING WILL BE REQUIRED AROUND ALL STOCKPILED TOPSOIL OR TEMPORARY FILL PILES. SOIL PILES OF MORE THAN 10 CUBIC YARDS THAT WILL BE IN EXISTENCE FOR MORE THAN 7 DAYS SHALL BE SEEDED AND/OR MULCHED TO PROVIDE VEGETATIVE COVER AND SHALL USE SILT FENCING OR STRAW BALES FENCING UNTIL THE VEGETATION IS ESTABLISHED.
4. EROSION CONTROL MATS (TECH. STANDARD 1053)
   EROSION CONTROL MATS WILL BE INSTALLED IN AREAS AS SHOWN ON THE SITE PLAN, AND IN ALL OTHER AREAS WHERE EXCESSIVE EROSION IS TAKING PLACE. INSTALLATION WILL FOLLOW MANUFACTURER'S RECOMMENDATIONS FOR PLACEMENT AND STAPLING.
5. DEWATERING (TECH STANDARD 1061)
   SHOULD DEWATERING BE REQUIRED FOR INSTALLATION OF PLANNED IMPROVEMENTS, SEDIMENT SHALL BE REMOVED FROM WATER GENERATED DURING DEWATERING ACTIVITIES PRIOR TO DISCHARGING OFF-SITE OR TO WATERS OF THE STATE.

MAINTENANCE PLAN:

1. ALL EROSION CONTROL AND STORM WATER MANAGEMENT PRACTICES WILL BE CHECKED FOR STABILITY AND OPERATION EVERY 7 DAYS AND WITHIN 24 HOURS OF A STORM PRODUCING AT LEAST 0.5 INCHES OF RAINFALL. ANY NEEDED REPAIRS WILL BE MADE IMMEDIATELY TO MAINTAIN ALL PRACTICES AS DESIGNED. ALSO, ANY SEDIMENT THAT HAS BEEN DEPOSITED OFF-SITE FROM THIS CONSTRUCTION PROJECT SHALL BE CLEANED UP IMMEDIATELY.
2. REMOVE SEDIMENT FROM BEHIND ANY SILT FENCE WHEN IT HAS ACCUMULATED TO A DEPTH OF $\frac{1}{3}$ FENCE HEIGHT OR MORE. WHEN THE FENCE CAN NO LONGER FILTER WATER OR TRAP SEDIMENT, REPAIR THE SILT FENCE TO PROVIDE AN EFFECTIVE BARRIER.
3. ALL SEEDED AREAS, INCLUDING THE GRASS LINED CHANNELS, WILL BE RESEEDED AND MULCHED AS NECESSARY TO MAINTAIN A VIGOROUS, DENSE VEGETATIVE COVER.
4. ANY UNPROTECTED DRAINAGE DITCHES EXPERIENCING EXCESSIVE EROSION AND CHANNEL DEGRADATION DUE TO HIGH RUNOFF VOLUMES WILL BE REGRADED AND COVERED WITH A BIODEGRADABLE EROSION CONTROL MAT. INSTALLATION WILL FOLLOW MANUFACTURER'S RECOMMENDATIONS.
5. REMOVE SILT FENCE AND TEMPORARY STRUCTURES AFTER FINAL STABILIZATION AND VEGETATIVE COVER IS ESTABLISHED.
6. SEDIMENT THAT HAS MIGRATED OFF SITE ONTO ADJACENT PROPERTIES SHALL BE SWEPT OFF PAVEMENTS AND REMOVED FROM VEGETATED AREAS DAILY.
7. COPIES OF THE EROSION & SEDIMENT CONTROL PLAN SHALL BE KEPT ON SITE.
8. MAINTAIN EROSION AND SEDIMENT CONTROL PER THE PLAN AND AS NECESSARY TO MEET THE REQUIREMENTS OF THE ORDINANCE, UNTIL THE SITE HAS UNDERGONE FINAL STABILIZATION AND RECEIVED FINAL ACCEPTANCE FROM THE MUNICIPALITY.
9. AN EROSION AND SEDIMENT CONTROL PRACTICE INSPECTION LOG SHALL BE MAINTAINED. LOG SHALL NOTE THE TIME, DATE AND LOCATION OF INSPECTION, THE PHASE OF CONSTRUCTION AT THE SITE, PERSON DOING THE INSPECTION, ASSESSMENT OF CONTROL PRACTICES, AND DESCRIPTION OF EROSION AND SEDIMENT CONTROL MEASURES OR MAINTENANCE DONE IN RESPONSE TO INSPECTION.

CONSTRUCTION NOTES:

1. TOPSOIL TO BE REMOVED FROM THE PROJECT SITE PRIOR TO PLACEMENT OF FILL OR SUBGRADE MATERIAL. EXCESS TOPSOIL TO BE STOCKPILED ON THE SITE AS INDICATED.
2. ALL EXCAVATED AREAS NOT RECEIVING PAVEMENT TO BE COVERED WITH A MINIMUM OF 6" OF TOPSOIL, SEEDED AND MULCHED AS SOON AS FINAL GRADE HAS BEEN ACHIEVED. SEEDING SHALL BE IN ACCORDANCE WITH WDNR TECH. STANDARD (1059).
3. EROSION CONTROL METHODS SHALL BE IMPLEMENTED, AS DIRECTED BY THE ENGINEER, PRIOR TO AND DURING CONSTRUCTION, TO CONTROL WATER POLLUTION, EROSION AND SILTATION, INCLUDING, BUT NOT LIMITED TO HAY BALE DIKES AND SILT FENCES. ALL EROSION CONTROL MEASURES SHALL BE INSTALLED AND MAINTAINED IN ACCORDANCE WITH THE WDNR TECHNICAL STANDARDS.
4. CONTRACTOR IS RESPONSIBLE FOR OBTAINING ALL NECESSARY PERMITS.
5. CONTRACTOR IS RESPONSIBLE FOR CONTACTING DIGGERS HOTLINE FOR THE LOCATION OF THE UTILITIES.
6. SITE DEWATERING IS NOT ANTICIPATED, HOWEVER SHOULD DEWATERING BE NECESSARY, IT SHALL BE PERFORMED IN ACCORDANCE WITH WDNR TECHNICAL STANDARD (1061).
7. THE CONTRACTOR SHALL DISPOSE OF ALL WASTE AND EXCESS MATERIAL AT AN APPROVED LOCATION.

Benchmarks		
Label	Elevation	Description
BM 1	125.21	REBAR WITH CAP
BM 2	131.27	REBAR WITH CAP
BM 3	134.84	REBAR WITH CAP

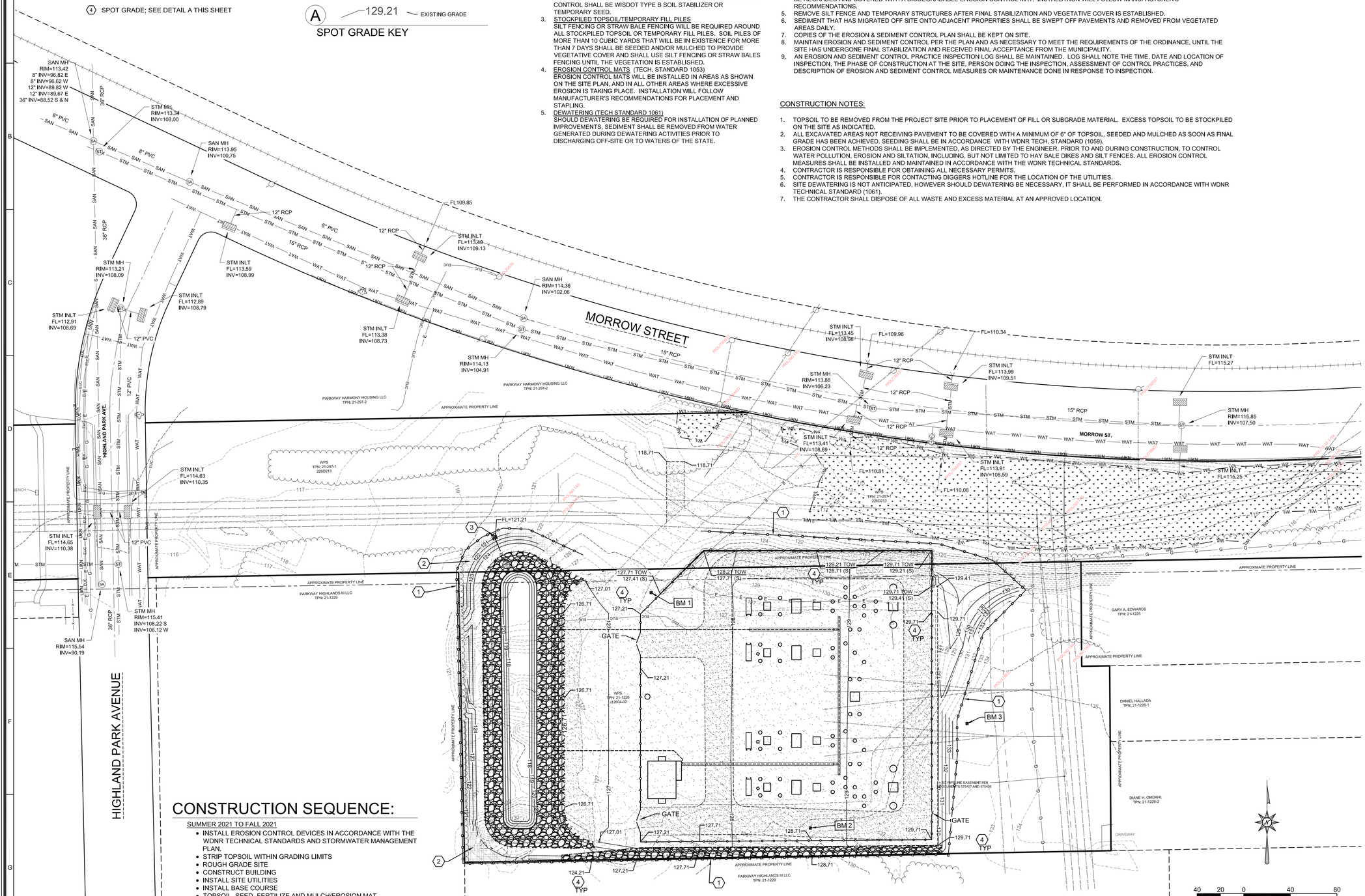

CONSTRUCTION SEQUENCE:

SUMMER 2021 TO FALL 2021

- INSTALL EROSION CONTROL DEVICES IN ACCORDANCE WITH THE WDNR TECHNICAL STANDARDS AND STORMWATER MANAGEMENT PLAN.
- STRIP TOPSOIL WITHIN GRADING LIMITS
- ROUGH GRADE SITE
- CONSTRUCT BUILDING
- INSTALL SITE UTILITIES
- INSTALL BASE COURSE
- TOPSOIL, SEED, FERTILIZE AND MULCH/EROSION MAT
- INSTALL STORM WATER WET POND
- RE-SEED ANY UNVEGETATED AREAS
- REMOVE EROSION CONTROL BMPS UPON SITE STABILIZATION

MACH IV
ENGINEERING • SURVEYING • ENVIRONMENTAL
2260 Salscheider Court Green Bay, WI 54313
PH:920-569-5765; Fax: 920-569-5767
www.mach-iv.com

WISCONSIN PUBLIC SERVICE

WPS PREBLE SUBSTATION

GRADING & EROSION CONTROL PLAN

NO.	REVISION DESCRIPTION

DATE: MARCH 31, 2021
DRAFTED BY: RPH
CHECKED BY:
PROJECT NO.: 1819-01-20
DRAWING NUMBER
SHEET NUMBER
C4.0 OF 1

R:\Jobs\1819-01-20 WPS Preble Substation\DRAWINGS\1819-01-20 Eng GB.dwg 4/15/2021 11:29:02 AM

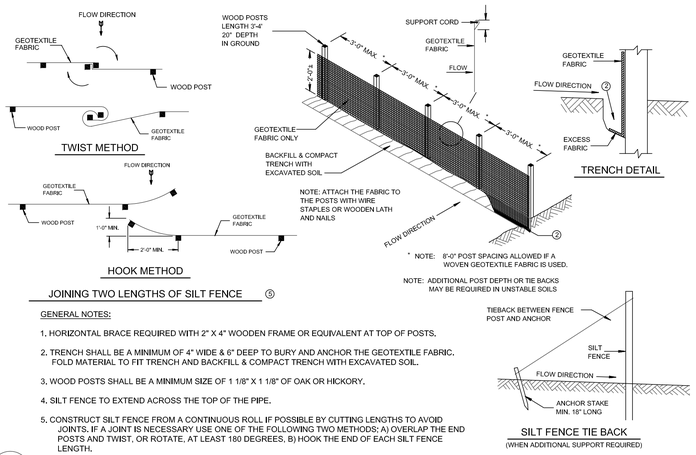

GENERAL NOTES:

1. HORIZONTAL BRACE REQUIRED WITH 2" X 4" WOODEN FRAME OR EQUIVALENT AT TOP OF POSTS.
2. TRENCH SHALL BE A MINIMUM OF 4" WIDE & 6" DEEP TO BURY AND ANCHOR THE GEOTEXTILE FABRIC. FOLD MATERIAL TO FIT TRENCH AND BACKFILL & COMPACT TRENCH WITH EXCAVATED SOIL.
3. WOOD POSTS SHALL BE A MINIMUM SIZE OF 1 1/8" X 1 1/8" OF OAK OR HICKORY.
4. SILT FENCE TO EXTEND ACROSS THE TOP OF THE PIPE.
5. CONSTRUCT SILT FENCE FROM A CONTINUOUS ROLL IF POSSIBLE BY CUTTING LENGTHS TO AVOID JOINTS. IF A JOINT IS NECESSARY USE ONE OF THE FOLLOWING TWO METHODS; A) OVERLAP THE END POSTS AND TWIST, OR ROTATE, AT LEAST 180 DEGREES, B) HOOK THE END OF EACH SILT FENCE LENGTH.

A

SILT FENCE

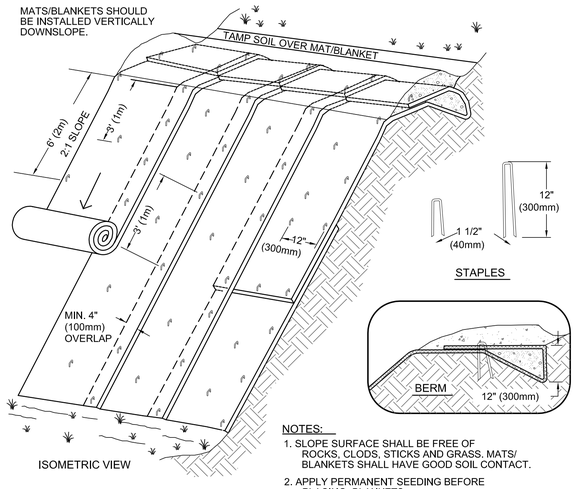

NOTES:

1. SLOPE SURFACE SHALL BE FREE OF ROCKS, CLODS, STICKS AND GRASS. MATS/ BLANKETS SHALL HAVE GOOD SOIL CONTACT.
2. APPLY PERMANENT SEEDING BEFORE PLACING BLANKETS.
3. LAY BLANKETS LOOSELY AND STAKE OR STAPLE TO MAINTAIN DIRECT CONTACT WITH THE SOIL. DO NOT STRETCH.

B

EROSION CONTROL MAT FOR SLOPE INSTALLATION

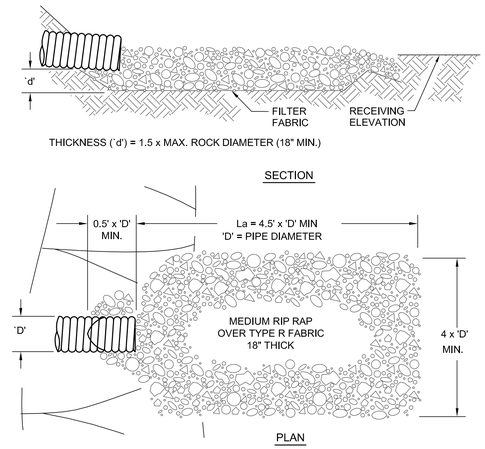

NOTES:

1. 'La' = LENGTH OF APRON. DISTANCE 'La' SHALL BE OF SUFFICIENT LENGTH TO DISSIPATE ENERGY.
2. APRON SHALL BE SET AT A ZERO GRADE AND ALIGNED STRAIGHT.
3. FILTER MATERIAL SHALL BE WDOT TYPE HR FILTER FABRIC

C

ENERGY DISSIPATOR

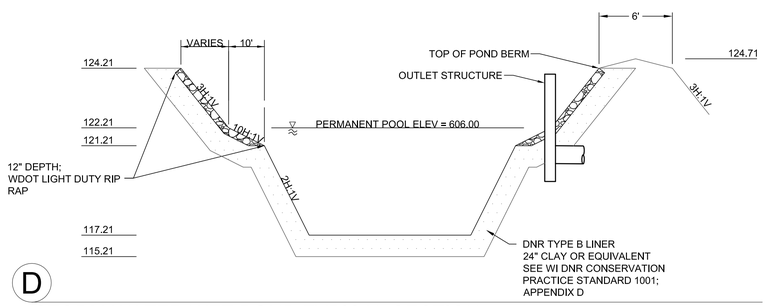

D

STORM WATER WET POND TYPICAL SECTION

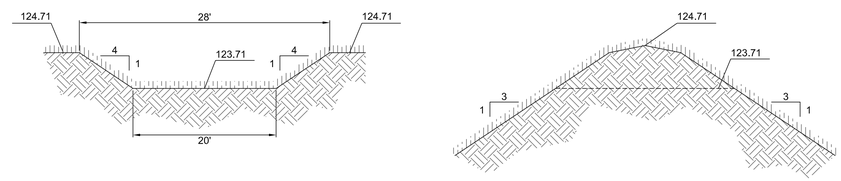

TRANSVERSE X-SECTION

LONG. X-SECTION

F

EMERGENCY OVERFLOW WEIR

SCALE: N.T.S.

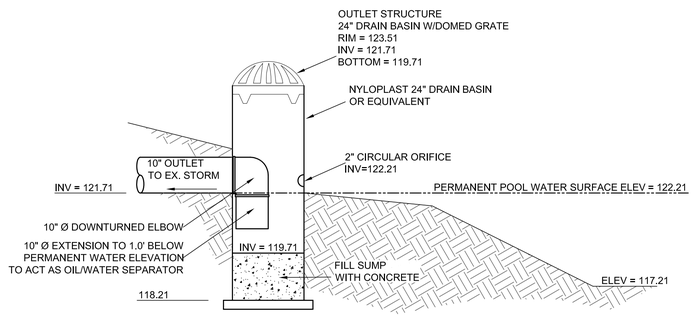

E

STORM WATER WET POND OUTLET STRUCTURE

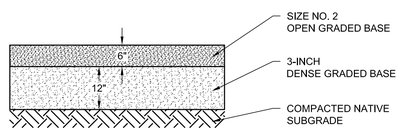

NOTES

1. CONSTRUCTION SHALL BE IN ACCORDANCE WITH WISCONSIN DOT STANDARD SPECIFICATION FOR ROAD AND BRIDGE CONSTRUCTION.

G

GRAVEL PAD

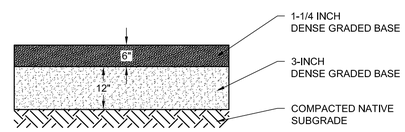

NOTES

1. CONSTRUCTION SHALL BE IN ACCORDANCE WITH WISCONSIN DOT STANDARD SPECIFICATION FOR ROAD AND BRIDGE CONSTRUCTION.

H

GRAVEL PAD - DRIVE AISLE

MACH IV
ENGINEERING • SURVEYING • ENVIRONMENTAL
2260 Salscheider Court Green Bay, WI 54313
PH:920-569-5765; Fax: 920-569-5767
www.mach-iv.com

WISCONSIN PUBLIC SERVICE

WPS PREBLE SUBSTATION

DETAILS

NO.	REVISION DESCRIPTION

DATE: MARCH 31, 2021
DRAFTED BY: RPH
CHECKED BY:
PROJECT NO.: 1819-01-20
DRAWING NUMBER
SHEET NUMBER
C5.0
OF 1

R:\Jobs\1819-01-20 WPS Preble Substation\DRAWINGS\1819-01-20 Eng GB.dwg 4/15/2021 11:29:07 AM

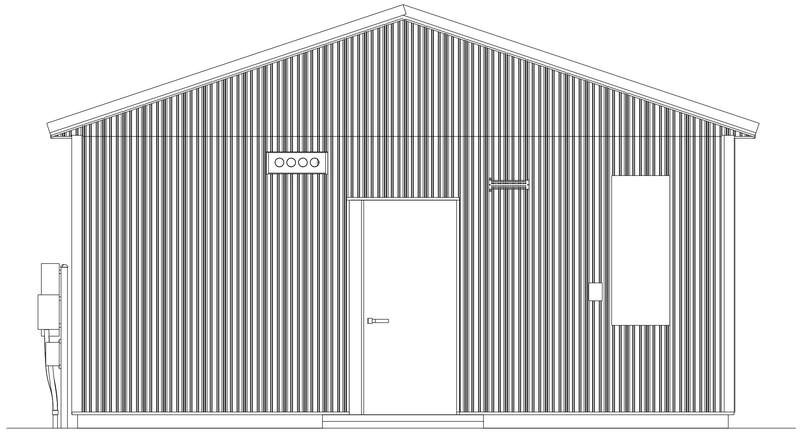

NORTH ELEVATION



WEST ELEVATION

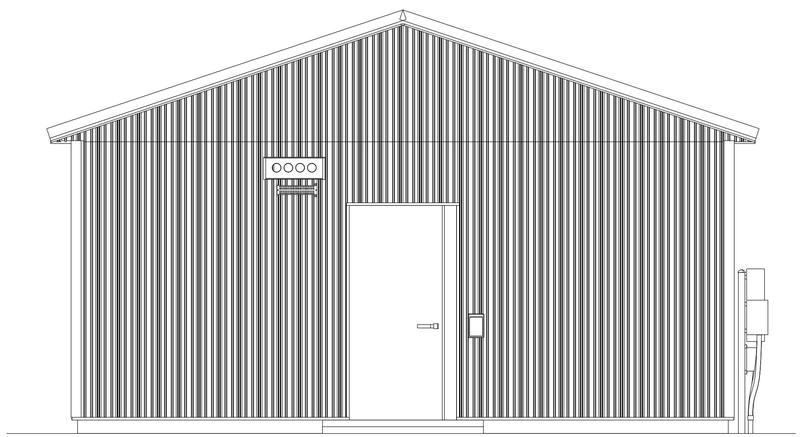

SOUTH ELEVATION



EAST ELEVATION

DRAWING APPROVAL
PLEASE CIRCULATE DRAWING(S)
IN ORDER SHOWN BELOW:

Comments are needed by : , / /

	Name	Initial	Code
PLN			
OPS			
PROT			
SCADA			
MAINT			
DE			
PM			
OTHER			

Codes: A = Approved for final
B = Approved with comments
C = Revise and resubmit

ISSUED BY WPS FOR
REVIEW

	INITIAL	APP'D	REVISE
DE		☐	☐
PROT.		☐	☐
COMM.		☐	☐
DA		☐	☐
IT		☐	☐

REVISIONS

-	ATC W.O. # 603987 ATC ENG I/O # T1051740082 ATC CONST I/O # T1051740083 REBUILD SUBSTATION.

WPS CAP I/O # 6001910
REBUILD SUBSTATION.

DATE: 03-24-21
DESIGNED BY: AMH
REVIEWED BY: DEW
ENGINEER: DEW

ENGINEERING STAMP

DATE: 03-24-21
SCALE: 3/8"=1'-0"
DESIGNED BY: AMH
REVIEWED BY: DEW
ENGINEER: DEW

24' x 30' CONTROL HOUSE
ELEVATIONS
PREBLE SUBSTATION

WPS
Wisconsin Public Service
THE INFORMATION ON THIS PRINT IS CONFIDENTIAL AND IS THE PROPERTY OF WISCONSIN PUBLIC SERVICE CORPORATION

PBL - 05 - 004 - 06
REV. -

PLOTTED: $$$$date$$$

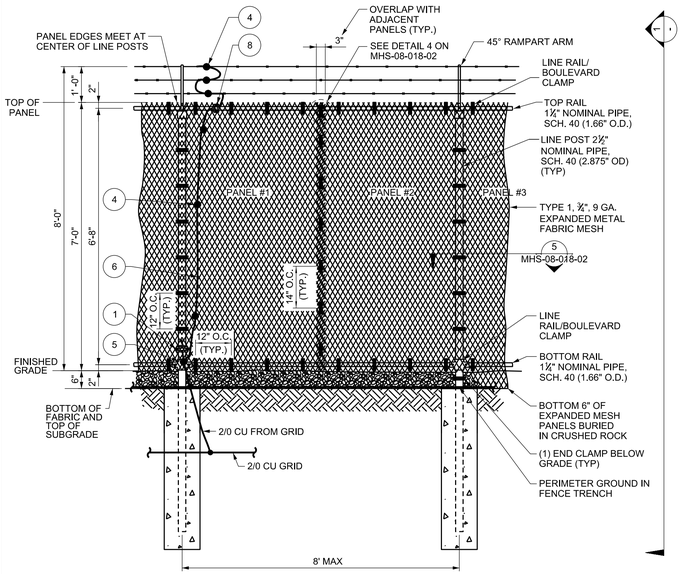

LINE POST SPAN

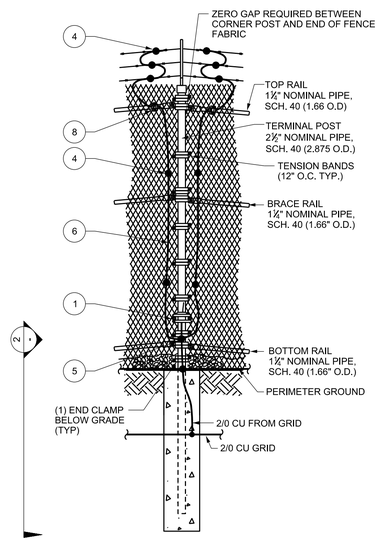

CORNER/TERMINAL POST

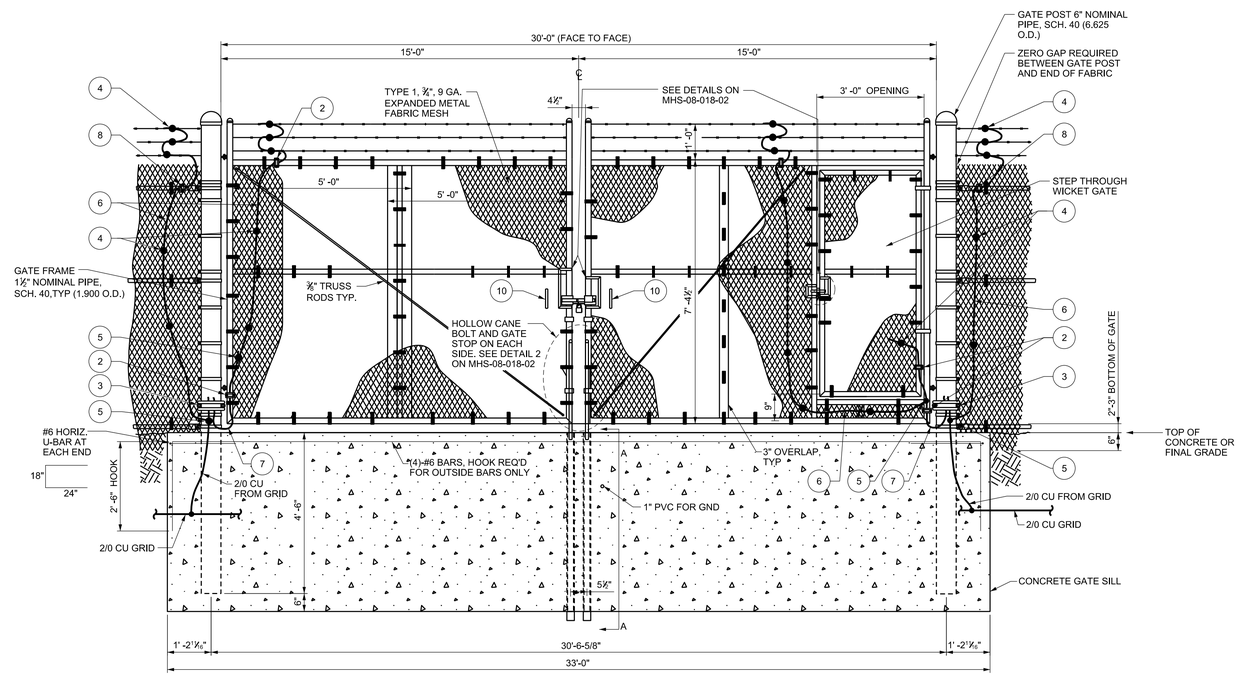

DOUBLE DRIVE GATES AND WICKET GATE

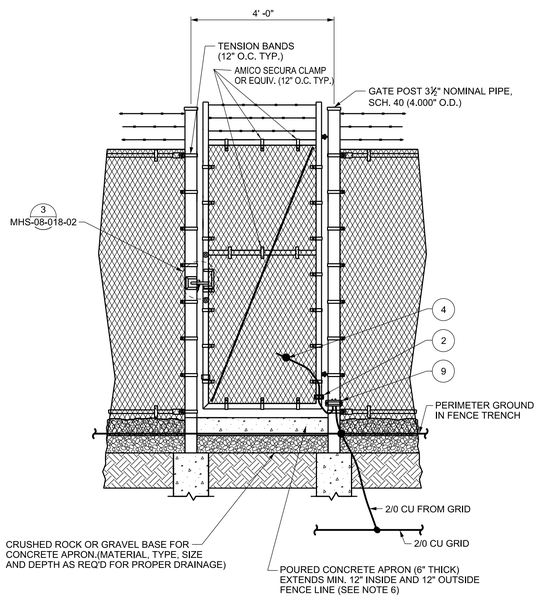

4'-0" GATE DETAIL

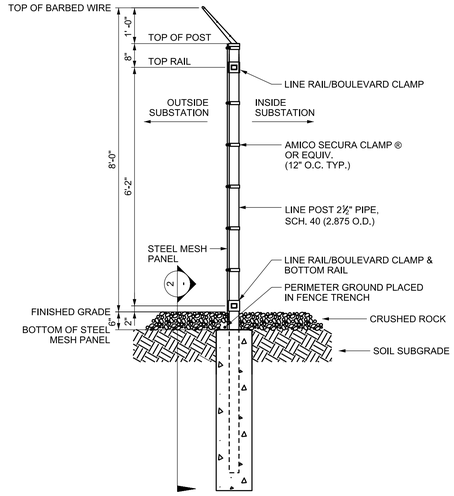

FENCE PROFILE (1 / -)
SCALE: NTS

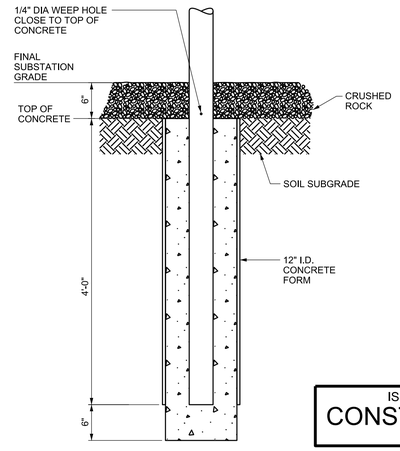

TERMINAL POST FOUNDATION (2 / -)
SCALE: NTS

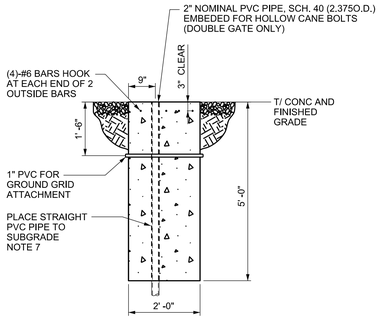

SECTION A-A

ISSUED FOR
CONSTRUCTION
BY WPS

DRAWING ISSUED FOR CONSTRUCTION BY ATC

This ATC issued drawing is presently in the construction stage.
Contact ATC Project Manager COLE VOSTERS
at (920) 338-6580 on all construction related manners.
For technical issues, proposed revisions to this drawing,
and to return "Field Mark-ups", contact the ATC Lead Engineer
TOBIN LARSEN at (920) 338-6549
Field Mark-ups Performed By: _____
Date: _____
Contact Number: _____

FENCE CONTRACTOR NOTES:

1. FENCE CONTRACTOR TO INSTALL WPS SUPPLIED GROUND CLAMP AT SPECIFIED LOCATIONS AS FENCE MESH FABRIC IS BEING APPLIED (SEE APPROPRIATE DETAILS). WPS FIELD PERSONAL WILL ASSIT IN LOCATION INTERVALS FOR ITEM'S 1 & 8 LOCATION ALONG FENCE LINE. (SEE DETAIL LINE POST DETAIL).
2. FENCE CONTRACTOR NOT RESPONSIBLE FOR GROUNDING DESIGN OR MATERIAL.
3. WHERE SPACE FOR CLAMPS IS LIMITED, SECURE STEEL MESH TO GATE FRAME WITH TAMPER RESISTANT SCREW TYPE FASTENERS.
4. INSTALL SHARP EDGE PROTECTION TO CUT EDGE OF STEEL MESH AROUND GATE LATCH AREAS.
5. SEE MHS-08-018-02 FOR ADDITIONAL FENCE FABRICATION DETAILS.
6. FENCE CONTRACTOR TO DRILL 1/4" WEEP HOLES & COLD GALVANZE AFTER. (SEE DETAIL TERMINAL POST FDN. 2)
7. PVC PIPE SHALL BE IN POCKET OF LOOSE GRAVEL TO MINIMIZE FREEZING.
8. FABRIC SHALL BE CUT/FABRICATED SO NO SHARP EDGES ARE EXPOSED.

GENERAL NOTES:

1. ELEVATIONS SHOWN AS VIEWED FROM OUTSIDE SUBSTATION FENCE. GROUNDING SHOWN AS VIEWED FROM INSIDE THE SUBSTATION.
2. FIELD CREW TO SUPPLY HIGH SECURITY FENCE GATE LOCKS, EITHER LARGE SHACKLE – WPS CODE T1420001 OR SMALL SHACKLE – WPS CODE T1420002.
3. SEE SS-403-15 FOR SIGN LOCATIONS AND SIGN ATTACHMENT METHOD ON FENCE AND GATES.
4. THIS DRAWING WAS CREATED FROM TEMPLATE WPS-08-016-01, REVISION 9.

GROUNDING NOTES:

1. TAKE APPROPRIATE PRECAUTIONS WHEN WORKING ON GROUNDING SYSTEM ELEMENTS IN A ENERGIZED SUBSTATION OR GROUNDING SYSTEM ELEMENTS ASSOCIATED WITH A NEARBY ENERGIZED LINE. REFER TO SAFETY RULE 719N. A POSSIBLE TOUCH VOLTAGE OR TRANSFERRED VOLTAGE. HAZARD MAY BE PRESENT WHEN GROUND SYSTEM CONNECTIONS ARE SEPARATED. GROUNDING SYSTEM ELEMENTS INCLUDE: GROUND GRID FENCE AND GATES. COUNTER -POISE. WATER MAIN LEADS, TRANSMISSION LINE SHIELD WIRES AND DISTRIBUTION LINE NEUTRALS.
2. LOOP FENCE GROUND FOR FROST EXPANSION
3. GROUND TANGENT FENCE POS'S PER FENCE AND GROUNDING PLAN. MAXIMUM DISTANCE IS 30 FT BETWEEN GROUNDS POINTS WITH AT LEAST ONE MIDPOINT GROUND ON SHORT OR RANDOM FENCE SECTIONS. ALL GROUND POINTS WILL BE FENCE POST GROUNDING ONLY, WITH PIPE GROUND CLAMPS TO SUBSTATION GROUND GRID (SEE DETAILS ON THIS DWG).
4. RUN NO. 6 WIRE ON INSIDE OF FENCE AND ATTACH EVERY 3'.
5. USE HEAT SHRINK ON BOTH ENDS OF ITEM #7
6. CONCRETE APRON SHOULD EXTEND TO THE OUTSIDE OF GATEPOSTS.

FENCE GROUNDING BILL OF MATERIAL

	ITEM	DESCRIPTION OF MATERIAL	MANUFACTURER	CATALOG #	WPS STOCK #	QUANTITY
INSTALLED BY FENCE CONTRACTOR (SEE NOTES)	1	CLAMP, GROUNDING, CABLE TO 2 1/2" NOM. PIPE	SEFCOR	GU1-6012	T1420532	40
INSTALLED BY FENCE CONTRACTOR (SEE NOTES)	2	CLAMP, GROUNDING, CABLE TO 1 1/2" NOM. PIPE	SEFCOR	GU1-5412	T1420534	7
INSTALLED BY FENCE CONTRACTOR (SEE NOTES)	3	CLAMP, GROUNDING, CABLE TO 6" NOM. PIPE	SEFCOR	GUR-6914	T1420538	2
	4	CONNECTOR, SPLIT BOLT			T1416399	350
	5	VERSITAP			T1342527	50
	6	WIRE, NO. 6, BARE CU			T1330917	600 FT
	7	2/0 CU WELDING CABLE			T1386611	50 FT
INSTALLED BY FENCE CONTRACTOR (SEE NOTES)	8	CLAMP, GROUNDING, CABLE TO 1 1/4" NOM. PIPE	SEFCOR	1-OC-2548	T1420533	40
INSTALLED BY FENCE CONTRACTOR (SEE NOTES)	9	CLAMP, GROUNDING, CABLE TO 3 1/2" NOM. PIPE	SEFCOR	GU1-6312	T1420539	2
INSTALLED BY FENCE CONTRACTOR (SEE NOTES)	10	6-1/2" GALVANIZED PULL HANDLE	NATIONAL HARDWARE	N118-731		4

REVISIONS

-	ATC W.O. # 603676 ATC ENG I/O # T1051740054 ATC CONST I/O # T1051740055 REBUILD SUBSTATION.

WPS CAP I/O # 6001863
REBUILD SUBSTATION.

DATE: 08-01-19
DESIGNED BY: AMH
REVIEWED BY: DEW
ENGINEER: DEW

ENGINEERING STAMP

ENGINEER: DEW | REVIEWED BY: DEW | DESIGNED BY: AMH | SCALE: 1/2"=1'-0" | DATE: 06-27-19

INSTALLATION & GROUNDING DETAILS
HIGH SECURITY FENCE
MYSTERY HILLS SUBSTATION

Wisconsin Public Service
THE INFORMATION ON THIS PRINT IS CONFIDENTIAL AND THE PROPERTY OF WISCONSIN PUBLIC SERVICE CORPORATION

MHS-08-018-01 REV. -

PLOTTED: $$$$date$$$

Report to the
Finance Committee of the City of Green Bay

MEETING DATE	PREPARED BY
May 18, 2021	Calvin Winters

AGENDA ITEM # Q.1

To award the contract for Financial Advisory services to Ehler's & Associates, the highest scoring proposer to RFP 2021-01. Scoring summary attached.

BACKGROUND

RECOMMENDATION

FISCAL IMPACT

ATTACHMENTS

1. RFP 2021-01 Score Tabulation
2. Finance Committee pricing comparision

Financial Advisory Services RFP 2021-01

RFP Issued February 25th, 2021. Vendor Responses Due March 25, 2021

Key Scorning Areas	Possible Points	Baird	Bakertilly	**Ehlers**	PFM	PMA
Organizational Capabilities	30	25	27	**29**	28	25
Staff Qualifications	20	18	18	**18**	18	15
Proposal Requirements	30	25	28	**30**	28	28
Price	20	20	17.00	**18.00**	17.00	16.00
Total score:	**100**	88.00	90.00	**95.00**	91.00	84.00

Financial Advisory fee summary

Fees based on issue size and issue type

Ranking	RFP score as presented	10 year history score	Estimated annual fees based on 2020 borrowing*	Actual fees paid in 2020	Comments
PMA	16	16	$72-84K		
Baird	20	20	$48K	$ 48,135	Do not offer additional services requested
Ehlers	18	18	$65K	$ 18,570	Annual fee includes Financial Management Plan update, TIF and levy limit guidance, and debt overview
Baker Tilly	17	17	$75K		
PFM	17	17	$75K	$ -	
				$ 66,705	

*Excludes underwriter fees competitive bid by all vendors

Report to the
Finance Committee of the City of Green Bay

MEETING DATE	PREPARED BY
May 18, 2021	Calvin Winters

AGENDA ITEM # Q.2

To award the Green Bay Press Gazette the bid to be the official paper for the City of Green Bay for the posting of legal notices. Bid summary attached.

BACKGROUND

RECOMMENDATION

FISCAL IMPACT

ATTACHMENTS

1. Summary

CITY OF GREEN BAY IFB #2021-11
Official City of Green Bay Newspaper

Issued: 4/6/2021 Due: 5/4/2021	VENDOR #1 **GREEN BAY PRESS GAZETTE**	VENDOR #2 PRESS TIMES
DESCRIPTION		
Line Length:	**9.18**	9
Type Size:	**6 pt**	8 pt
Name of Type:	**Arial**	Arial
Font Base Rate:	**0.6594**	0.5146
Percentage of Font Base Rate that will be charged for 1, 2 and 3 column ads:		
1st:	**0.6594**	0.05146
2nd:	**1.3908**	1.0817
3rd:	**2.1222**	1.6483
Line Rates:		
1 Column 1st Insertion:	**1.0551**	0.05146
1 Column Subsequent Insertion:	**0.8335**	0.4065
1 Column Width (pica):	**9.18**	9.00
2 Columns 1st Insertion:	**2.2253**	1.0817
2 Columns Subsequent Insertion:	**1.7579**	0.8545
2 Columns Width (pica):	**19.36**	18.92
3 Columns 1st Insertion:	**3.3955**	1.6483
3 Columns Subsequent Insertion:	**2.6824**	1.3021
3 Columns Width (pica):	**29.54**	28.83
Intended number of newspapers to be circulated with these notices and the geographic area:	**21,916**	5000 (weekly) Brown County
Affidavit Cost:	**1.00**	1.00
Additional costs the City may incur:	**N/A**	Display ad rate at BW $11.90, Color $14.90 Inserts $50 per 1000
Exceptions :		Deadline 10 am Wednesday for Friday
Payment Terms:	**Net 30**	Net 30

Report to the
Finance Committee of the City of Green Bay

MEETING DATE	PREPARED BY
May 18, 2021	Joanne Bungert, Deputy City Attorney

AGENDA ITEM # Q.3

To approve a second amendment to the City of Green Bay and Village of Bellevue Contract for services for the provision of water and sewer services between bordering properties.

BACKGROUND

- We currently have an agreement from 1980 and 2004 where in the municipalities agree to share sewer and water services between bordering properties.
- As part of these agreements, the Village bills for water and sewer services it provides, however, any bills that become delinquent, the Village turns over to the City for placement on the tax rolls.
-We currently do this for a few properties and Village is asking to further amend the agreements to add an additional parcel for the collection process.

RECOMMENDATION

FISCAL IMPACT

ATTACHMENTS

1. GB and Bellevue 2nd Amendement for Water and Sewer
2. Village of Bellevue Agreement
3. 1st Amendment Village of Bellevue Agreement

Second Amendment
City of Green Bay and Village of Bellevue
Contract for Services

This ____ day of May, 2021, the City of Green Bay and the Village of Bellevue enter into this Second Amendment to an Agreement (Second Amendment) dated March 12, 1980.

WHEREAS, on March 12, 1980, the City of Green Bay (hereinafter "City") and the Town of Bellevue entered into a settlement agreement that included the sharing of sewer and water services for bordering properties; and

WHEREAS, the Town of Bellevue has subsequently become the Village of Bellevue (hereinafter "Village"); and

WHEREAS, pursuant to certain agreements, the Green Bay Metro Fire Department has acquired jurisdiction in the Villages of Allouez and Bellevue and accordingly provides fire protection related services in said Villages; and

WHEREAS, on July 14th, 2004, the City and the Village executed the First Amendment to the City of Green Bay and Village of Bellevue Contract for Services (hereinafter " First Amendment") to allow the extension of sewer, water and fire protection related services per the March 12, 1980 Settlement Agreement (hereinafter "Agreement") for the benefit of at least a portion of the following parcels listed in said Original Agreement: 23-248, 23-244-3, 23-260 and 23-254-5; and

WHEREAS, the Village is requesting to execute this Second Amendment to the Agreement to include parcel 23-254-5; and

WHEREAS, the municipalities are desirous of a more efficient and cost effective means of serving property owners and accordingly seek to amend this settlement agreement.

NOW, THEREFORE it is agreed and stated as follows:

1. The Agreement as amended by the First Amendment is further amended only to the extent specifically stated below relating to the provision of water service and fire protection to parcel 23-254-5. All other portions of the Agreement and the First Amendment shall remain unaffected and incorporated hereto by reference as attached Exhibit A.

2. The Village shall provide water service to parcel 23-254-5 lying within the City along Verlin Road. The Village will install, read, and maintain the water meters for parcel number 23-254-5. The utility billing for water and sewer charges along with any charges for private fire protection will be sent directly to the customer by the Village. In the event of that customer does not submit payment of these charges within 60 days of receiving the invoice, a copy of the invoice shall be submitted to the City for placement of the outstanding charges upon the customer's tax bill. Upon collection of the payment, the payment shall be submitted to the Village.

   Fire protection services and shall be administered and governed in accordance with the November 13, 2020 Fire Department Consolidation Agreement City of Green Bay and Village of Bellevue.

3. Paragraph 5 of the First Amendment shall be amended to read as follows:

   The Village shall provide water services to properties (Parcel No. 23-248) lying within the City along Lime Kiln Road and south of the existing railroad right-of-way. The Village will install, read, and maintain the water meters for Parcel No. 23-248. The utility billing for water and sewer charges along with any charges for private fire protection will be sent directly to the

customer by the Village. In the event of that customer does not submit payment of these charges within 60 days of receiving the invoice, a copy of the invoice shall be submitted to the City for placement of the outstanding charges upon the customer's tax bill. Upon collection of the payment, the payment shall be submitted to the Village.

Fire protection services shall be administered and governed in accordance with the November 13, 2020 Fire Department Consolidation Agreement City of Green Bay and Village of Bellevue.

IN WITNESS WHEREOF, the parties hereto have caused this Contract for Services Agreement to be executed the date first above written.

CITY OF GREEN BAY	VILLAGE OF BELLEVUE
_____	_____
Eric Genrich, Mayor	Steve Soukup, President
_____	_____
Celestine Jeffreys, Clerk	Karen Simons, Clerk

STATE OF WISCONSIN | CIRCUIT COURT | BROWN COUNTY

CITY OF GREEN BAY, a municipal corporation,

Plaintiff,

vs.

TOWN OF BELLEVUE, et al,

Defendant.

MOTION FOR VOLUNTARY DISMISSAL

NOW COMES the City of Green Bay, by its City Attorney, James A. Simmonds, by its Assistant City Attorney, Thomas A. Camilli, and pursuant to Section 805.04, Wis. Stats., moves the Court for an order dismissing the above entitled matter without costs and without prejudice to any parties based on the contract which is attached hereto, incorporated by reference, and made a part of this motion as Exhibit 1. This contract has been entered into pursuant to the provisions of Section 60.31 (2) (c), Wis. Stats.

Dated at Green Bay, Wisconsin, this 12th day of March, 1980.

Thomas A. Camilli

James A. Simmonds, City Attorney
BY: Thomas A. Camilli
Assistant City Attorney

STATE OF WISCONSIN | CIRCUIT COURT | BROWN COUNTY

CITY OF GREEN BAY, a municipal corporation,

Plaintiff,

vs.

AFFIDAVIT

TOWN OF BELLEVUE, et al,

Defendant.

STATE OF WISCONSIN)
) SS.
COUNTY OF BROWN)

THOMAS A. CAMILLI, being first duly sworn, deposes and states to the Court as follows:

1. That he is the Assistant City Attorney for the City of Green Bay and for the last two years has been the attorney of record in the above entitled action.

2. That your affiant, in conjunction with Attorney Robert Stebbins, representing the Town of Bellevue and the Town of Bellevue Sanitary District No. 1, took part in the drafting of a contract entered into between the City of Green Bay, the Town of Bellevue, and the Town of Bellevue Sanitary District No. 1 relating to the furnishing of sewer and water services to certain areas previously annexed by the City from the Town of Bellevue.

3. That the Town of Bellevue, at its regular meeting of February 7, 1980, authorized by ordinance, its town chairman and town clerk, to enter into the proposed agreement covering the furnishing of sewer and water services to property previously annexed by the City of Green Bay from the Town of Bellevue. That a certified copy of that ordinance is attached to and made part of Exhibit 1 of plaintiff's motion to dismiss.

4. That the Town of Bellevue Sanitary District No. 1, at its regular meeting of February 7, 1980, authorized by ordinance, the Sanitary District president and Sanitary District secretary, to enter into the proposed agreement relating to the furnishing of sewer and water services to property

previously annexed by the City of Green Bay from the Town of Bellevue. That a certified copy of the ordinance authorizing the Sanitary District president and the Sanitary District secretary to enter into the agreement has been attached to and made a part of Exhibit 1 of plaintiff's motion to dismiss.

5. That the City of Green Bay, at its regular meeting of February 18, 1980, by resolution, authorized its mayor and clerk to enter into the agreement relating to the furnishing of sewer and water services to certain properties within the City of Green Bay which had previously been annexed from the Town of Bellevue. That a certified copy of that resolution authorizing the mayor and the clerk to enter into the agreement as proposed, has been attached to and made part of Exhibit 1 of plaintiff's motion to dismiss.

6. That a properly executed copy of the contract entered into between the City of Green Bay and the Town of Bellevue Sanitary District No. 1 and the Town of Bellevue has been attached to and incorporated as part of Exhibit 1 of plaintiff's motion to dismiss.

7. That the agreement is an attempt to deal with certain jurisdictional problems arising between the City of Green Bay, the Town of Bellevue, and the Town of Bellevue Sanitary District No. 1 arising out of a number of annexations by the City which have occurred since 1966. Included in this agreement are the four parcels of property which are the subject of the dispute in the matter set out in the caption of the motion for voluntary dismissal.

8. That the above referenced agreement is entered into pursuant to the provisions of Section 60.31 (2) (c), Wis. Stats.

9. That this affidavit is submitted in support of the City's motion to dismiss.

Dated at Green Bay, Wisconsin, this 12th day of March, 1980.

Thomas A. Camilli
Thomas A. Camilli
Assistant City Attorney

Subscribed and sworn to before me
this 12 day of March, 1980.

Laurie A. Palubicki
Laurie A. Palubicki
Notary Public, Brown County, Wisconsin
My Commission Expires October 9, 1983

CONTRACT FOR SEWER AND WATER SERVICES

This agreement entered into between the City of Green Bay, a municipal corporation, hereinafter referred to as the City, and Sanitary District No. 1, of the Town of Bellevue, a municipal corporation, both the Sanitary District and the Town of Bellevue are hereinafter referred to as the District, both being in the County of Brown and State of Wisconsin, WITNESSETH:

WHEREAS, the parties have been engaged in intensive litigation commencing October 1, 1975, and continuing to the present time. Said litigation in the main is connected with jurisdictional disputes over certain areas both in the City and the District involving questions of who shall furnish sewer and water services for the area; and,

WHEREAS, it is further desired by the parties that a contract should be entered into as provided for by Section 60.31 (2) (c) of the Statutes; and,

WHEREAS, the property involved in the pending litigation is designated as Parcel "A", the legal description of which is attached to the back of this contract, so referred to and incorporated herein by reference; and,

WHEREAS, the District presently maintains sewer and water facilities along Verlin Drive, Lime Kiln Road, and Bellevue Street, which border Parcel "A"; and,

WHEREAS, the City has installed no sewer and water services for Parcel "A" and is not contemplating installing any, as it is impractical to do so; and,

WHEREAS, the following properties are likewise in the City and in the District. These parcels are further described as follows: Parcel "B". That the legal description of each of said parcels is attached hereto and denominated as such and incorporated herein by reference; and,

WHEREAS, attached hereto is a map of both parcels of land to this contract. That each is labeled with the parcel designation which is further identified by legal description attached.

EXHIBIT 1

NOW THEREFORE the parties do agree as follows:

1. That the District shall continue the operation of sewer and water facilities for property described as Parcel "A" from the present installations which it owns, and will further expand the services to Parcel "A" as may be required.

2. That the District shall provide sewer and water services for the property described herein as Parcel "B".

3. That three parcels not depicted on the attached map lying north of Parcel "A" and immediately west of Lime Kiln Road and Parcel "B" were also annexed by the City from the Town of Bellevue and the District after the establishment of the District. These parcels are described as follows:

B-239

The north 140 feet of the east 325 feet of the south 1/2 of Private Claim 9 East, lying west of the state road. Containing 1.02 A (This parcel presently serviced by the City and will continue to be)

B-244.1

Part of Lot 2 of Private Claim 10 East, commencing at the intersection of the north line of the railroad and the centerline of Highway "V", north 14° 50' east 315 feet to the point of beginning, thence north 66° 27' west 216.05 feet, thence north 23° 33' east 207.57 feet, thence south 66° 27' east 184.22 feet, thence south 14° 50' west 210 feet to the point of beginning, excepting the highway. Containing 0.95A excepting the highway.

B-244.2

Part of Lot 2 of Private Claim 10 East, commencing at the intersection of the north line of the railroad and the centerline of Highway "V", thence north 14° 50' east 222.95 feet to the point of beginning, thence north 14° 50' east 92.05 feet, thence north 66° 27' west 155.97 feet, thence south 23° 33' west 90.96 feet, thence south 66° 27' east 210 feet to the point of beginning, containing 0.44 acres excepting the highway.

That parcel B-239 has at all times pertinent to the litigation between the parties been serviced by the City and will continue to be serviced by the City.

That parcels B-244.1 and B-244.2 have at all times pertinent to the litigation between the parties been part of Elkay Enterprises, Inc. and/or the Packerland Packing complex, and based on previous litigation are to be serviced via facilities now owned and operated by the Packerland Packing Corporation or the City.

4. That annual District taxes and special assessments, if any, except sewer and water service charges shall be certified to the City by the District, which the City will add to their regular real estate taxes on Parcels "A" and "B" and shall be collected and remitted to the District as soon as collected, all as provided for by Section 60.31 (4) (e), Wis. Stats.

5. That in the event of a default in payment of any tax or special assessment the City will follow the provisions of Sections 74.031 and 74.19, Wis. Stats., collect such tax from Brown County and remit to the District.

6. That taxes through 1979 heretofore certified by the District to the City are compromised by payment by the City to the District of the sum of $1,645.00.

7. That this agreement terminates all jurisdictional disputes with regard to the servicing and taxing of those properties annexed by the City from the Town of Bellevue after the establishment and incorporation of the District.

8. That this contract is executed in duplicate.

That an authenticated copy of the authority of the governing body of each of the municipalities authorizing the signature on behalf of the municipalities by the Mayor of the City, attested by the Clerk, the President of the Commission attested by the Secretary of the Commission, and the Chairman of the Town attested by the Clerk, is attached hereto.

Dated this 7th day of February, 1980.

CITY OF GREEN BAY

By /s/ Samuel Shellon
Mayor

2/28/80
/s/ Paul D Jorgensen
Clerk

TOWN OF BELLEVUE

Per Wencil Froelich
Chairman

Douglas Voigt
Clerk

SANITARY DISTRICT NO. 1 OF THE TOWN OF BELLEVUE

Per Wencil Froelich
Wencil Froelich, President

Douglas Voigt
Douglas Voigt, Secretary

PARCEL "A"

That part of Private Claims 10, 11, 12, 13, and 43, East Side of Fox River, Town of Bellevue, Brown County, Wisconsin, described as follows:

Commencing at the point of intersection of the north line of the Chicago and Northwestern Railroad right-of-way and the centerline of Lime Kiln Road and running thence northwesterly along the north line of the Chicago and Northwestern Railroad, 2,700 feet; thence S 26° 00' W 545 feet to the north line of said Private Claim No. 12; thence S 64° 02' E along the north line of said Private Claim No. 12, 1291.7 feet to the northwest corner of Parcel "A" of a Certified Survey Map recorded in Volume 2, Page 485 of Certified Survey Maps, Brown County Records; thence S 25° 59' 50" W 1005.00 feet; thence S 64° 36' 05" E 447.37 feet; thence S 25° 16' W 604.10 feet to a point on the centerline of Verlin Road; thence S 64° 54' E along the centerline of Verlin Road 1747.43 feet to a point on the centerline of Lime Kiln Road; thence N 1° 48' W along the centerline of Lime Kiln Road 56.47 feet; thence along the centerline of Lime Kiln Road on the arc of a curve to the right with a radius of 5729.65 feet; the chord of which bears N 2° 25' 30" E 844.24 feet; thence N 6° 39' E along the centerline of Lime Kiln Road 153.18 feet; thence N 83° 21' W 217.80 feet; thence N 64° 36' 05" W 1025.94 feet; thence N 25° 59' 50" E 707.12 feet to the north line of said Private Claim No. 12; thence S 64° 02' E along the north line of Private Claim No. 12, 326.38 feet; thence N 25° 58' E 200.00 feet; thence S 64° 02' E 623.39 feet to a point on the centerline of Lime Kiln Road; thence northeasterly along the centerline of Lime Kiln Road, 366.00 feet more or less to the point of commencement.

(The above referenced parcel is also described as follows:)

B-248

Part of Lot 5 Private Claim 11. East lying west of state highway excepting railroad and excepting 626 R 547 BCR 29.85A

B-254.4

That part of Parcel A and A-2 in 2 CSM 485 and part of Private Claim 12 and 13 E described in 1037 R 293 BCR excepting 1050 R 472 8.12A

B-254.5

That part of Private Claim 12 and 13 E described in 1050 R 472 BCR 12.70A.

B-260

Part of Private Claim 13 E and 43 E described in 1051 R 600 BCR 18.76A excepting highway.

PARCEL "B"

B-243.1

That part of the north 1/2 of Lot 1, Private Claim 10 East, lying west of the road as annexed to the City of Green Bay in 1970, containing 7.74A

B-234

Part of the south 1/2 of Private Claim 9 East commencing at the intersection of the centerline of County Trunk V and the southerly line, thence SE 1783 feet, N 26° E 326 feet, thence NW parallel to the south line to the centerline of the road, thence SW to the beginning. Containing 13.28A excepting the highway.

B-237

West 1814.5 feet of the north 5/16 of the south 1/2 of Private Claim 9 East, lying east of the centerline of the state highway. Containing 6.06A

B-244.3

That part of Lot 2, Private Claim 10 East, lying easterly of highway "V" excepting the railroad. Containing 8.40A

B-242

That part of Lot 1, Private Claim 10 East, lying east of the road and north of the railroad excepting the highway and excepting 371 D 10 10.01A

B-242.1

That part of the south 1/2 of Lot 1, Private Claim 10 East, lying west of road and north of the railroad, containing 7.21 A

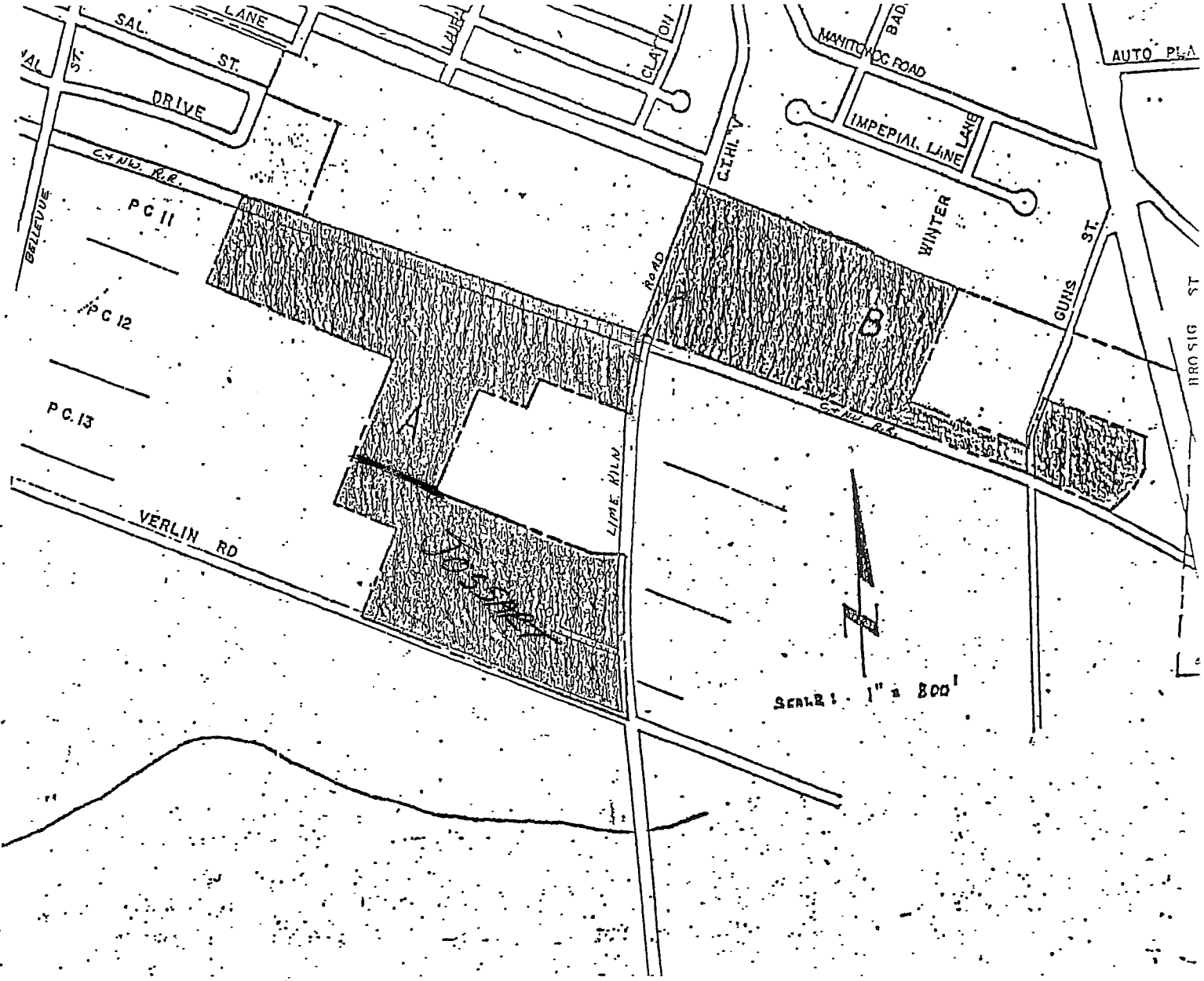
SAL. LANE
ST.
DRIVE
LAUREL
CLAYTON
MANITOWOC ROAD
AUTO PLA
IMPERIAL LANE
LANE
C.T.H. "V"
C.+N.W. R.R.
BELLEVUE
PC 11
PC 12
PC 13
A
B
WINTER
GUINS ST.
LIME KILN ROAD
VERLIN RD
SCALE: 1" = 800'

Town Of Bellevue

BROWN COUNTY, WISCONSIN

ROUTE 6

GREEN BAY, WISCONSIN

State of Wisconsin)
County of Brown) ss
Town of Bellevue)

I, Douglas J. Voigt, Clerk of the Town of Bellevue, hereby certify that the copy hereto annexed has been carefully compared by me with the original Ordinance

which is on file and of record in my office and in my possession as custodian thereof, and that the same is a correct transcript therefrom and a true copy of said original record and of the whole thereof.

IN TESTIMONY WHEREOF, I have hereunto set my hand and affixed the seal of the Town of Bellevue this 7th day of February, 1980.

Douglas J. Voigt

Douglas J. Voigt, Clerk, TOWN OF BELLEVUE

STATE OF WISCONSIN BROWN COUNTY TOWN OF BELLEVUE

ORDINANCE

The Town Board of the Town of Bellevue does ordain as follows:

The current proposed contract between the city of Green Bay and the Town of Bellevue is approved in all respects. The Chairman of the Town Board and the Clerk of the Town are hereby authorized on behalf of the Town to execute this agreement in the name of the Town.

Let certified copies of this Ordinance be attached to the proposed contracts and submitted to the City of Green Bay for approval by the Common Council.

Dated February 7, 1980.

/s/ Wencil Froelich
Wencil Froelich, Chairman of the Town of Bellevue

Attest:

/s/ Douglas J. Voigt
Douglas J. Voigt, Clerk

BELLEVUE SANITARY DISTRICT NO. 1

TOWN OF BELLEVUE
ROUTE 6
GREEN BAY, WISCONSIN

PLEASE REPLY TO:

_____

_____

GREEN BAY, WISCONSIN _____

State of Wisconsin)
County of Brown) ss
Sanitary Dist. #1)
Town of Bellevue)

I, Douglas J. Voigt, Secretary of Sanitary District No.1, Town of Bellevue, hereby certify that the copy hereto annexed has been carefully compared by me with the original Ordinance

which is on file and of record in my office and in my possession as custodian thereof, and that the same is a correct transcript therefrom and a true copy of said original record and of the whole thereof.

IN TESTIMONY WHEREOF, I have hereunto set my hand and affixed the seal of the Sanitary District No. 1, Town of Bellevue, this 7th day of February, 1980.

Douglas J. Voigt, Secretary, Sanitary Dist. #1
Town of Bellevue

STATE OF WISCONSIN BROWN COUNTY SANITARY DISTRICT NO. 1, OF THE TOWN OF BELLEVUE

ORDINANCE

Sanitary District No. 1, of the Town of Bellevue does ordain as follows:

The current porposed contract between the city of Green Bay and Sanitary District No. 1, Town of Bellevue is approved in all respects. The President of the Sanitary District and the Secretary of the Sanitary District are hereby authorized on behalf of the Sanitary District to execute this agreement in the name of the Sanitary District.

Let certified copies of this Ordinance be attached to the proposed contracts and submitted to the City of Green Bay for approval by the Common Council.

Dated February 7, 1980.

/s/ Wencil Froelich
Wencil Froelich, President of Sanitary District No. 1, of the Town of Bellevue

Attest:

/s/ Douglas J. Voigt
Douglas J. Voigt, Secretary

City of Green Bay
WISCONSIN
54301
OFFICE OF CITY CLERK
ROOM 101 - CITY HALL - 497-3625

PAUL G. JANQUART
City Clerk
JUNE E. WILUSZ
Deputy City Clerk

CERTIFICATION OF CLERK

I, Paul G. Janquart, the duly appointed qualified and acting City Clerk of the City of Green Bay, Wisconsin, do hereby certify that the attached Resolution is a true, correct and compared copy of a Resolution adopted by the Common Council of the City of Green Bay, Brown County, Wisconsin, at a regular meeting held on February 18 19 80.

CITY CLERK

Dated at Green Bay, Wisconsin
February 29 1980

SEAL

RESOLUTION AUTHORIZING CONTRACT FOR SEWER AND WATER SERVICES

Green Bay, Wisconsin
February 18, 1980

BY THE COMMON COUNCIL OF THE CITY OF GREEN BAY:

WHEREAS, the City of Green Bay has been engaged in extensive litigation since October 1, 1975 with the Town of Bellevue and the Town of Bellevue Sanitary District involving question of who shall furnish sewer and water services to areas previously annexed by the City from the Town of Bellevue; and

WHEREAS, other litigation in which the City has been involved has made it impractical for the City to service those properties which were the subject of the original dispute; and

WHEREAS, it is desired by the parties that a contract be entered into as provided by Section 60.31 (2) (c), Wisconsin; and

WHEREAS, the Town of Bellevue and the Town of Bellevue Sanitary District have already approved the proposed contract at their regular meetings on February 7, 1980; NOW THEREFORE

BE IT RESOLVED that the Mayor and City Clerk be directed to enter into and execute the contract agreed upon between the parties and previously approved by the Town of Bellevue and the Town of Bellevue Sanitary District.

BE IT FURTHER RESOLVED that the sum of $1,645.00 be, and the same is hereby, transferred from the Contingency Fund #590.50 to the City Attorney's Court Expense Account #509.29.

BE IT FURTHER RESOLVED that this agreement and contract is contingent upon the Circuit Court for Brown County accepting the provisions contained therein and agreeing to dismiss the lawsuit which has been pending between the parties since 1975.

Adopted 2/18/80

Approved 2/19/80

Mayor

Clerk

TAC:ch

22.

First Amendment
City of Green Bay and
Village of Bellevue Contract for Services

This 14th day of July, 2004, the City of Green Bay and the Village of Bellevue enter into this First Amendment to an Agreement dated March 12, 1980.

WHEREAS, on March 12, 1980, the City of Green Bay and the Town of Bellevue entered into a settlement agreement that included the sharing of sewer and water services for bordering properties; and

WHEREAS, the Town of Bellevue has subsequently become the Village of Bellevue; and

WHEREAS, the City of Green Bay (hereafter 'City'), Village of Bellevue (hereafter 'Village') and Brown County Highway Department are cooperatively financing portions of the Lime Kiln Road roadway urbanization project as approved in the current Brown County Highway Department six-year Highway Improvement Plan; and

WHEREAS, the City is requesting the Village to extend sewer, water and fire protection related services per the Original Agreement (1980) and the conditions listed hereunder as part of its First Amendment for the benefit of a least a portion of the following parcels listed in said Agreement: 23-248, 23-244-3, 23-234, 23-237, 23-260 and 23-254-5; and

WHEREAS, the municipalities are desirous of a more efficient and cost effective means of serving property owners in the border area, the municipalities seek to amend this settlement agreement.

NOW, THEREFORE, it is agreed and stated as follows:

1. The March 12, 1980, Settlement Agreement (hereinafter "Agreement") is amended only to the extent specifically stated below relating to the provision of sewer and water service. All other portions of the Settlement Agreement shall remain unaffected and incorporated hereto by reference as attached Exhibit A.

2. The Village has assumed all responsibilities and duties as set forth in the Agreement and this Amendment that were previously the duties and responsibilities of the Sanitary District No. 1 of the Town of Bellevue and the Town of Bellevue.

3. Paragraph 2 of the Agreement is hereby amended such that the City shall assume all responsibilities in providing water to the properties abutting Lime Kiln Road, including Parcel B, from Debra Lane south to the northern boundary of the existing railroad right-of-way.

4. In order to provide the required sewer and water services for both municipalities as set forth in the Agreement and this Amendment, the Village shall enter into a construction contract as set forth in the Project Description attached as Exhibit B. The construction contract must comply with all competitive bidding requirements as set forth in Wis. Stat. §62.15. The

Village shall request payment from the City for the actual cost of construction of the City's portion of the project. The Village shall charge an additional 8.5% on the water main cost for engineering services. An additional 15% shall be charged on the sanitary sewer cost for engineering, inspection, testing and administration. The City is responsible for inspecting the water main and staking for its portion of the Project.

5. The Village shall provide water services to properties (Parcel No. 23-248) lying within the City along Lime Kiln Road and south of the existing railroad right-of-way. The Village will install, read and maintain the water meters for Parcel No. 23-248. The utility billing for water and sewer charges along with any charges for private fire protection will be sent directly to the customer by the Village. In the event of that a customer does not submit payment of these charges within 60 days of receiving the invoice, a copy of the invoice shall be submitted to the City of Green Bay for placement of the outstanding charges upon the customer's tax bill. Upon collection of the payment, the payment shall be submitted to the Village.

The City will be responsible for all firefighting required on properties located within the City. The Village grants permission to the City to utilize fire hydrants in the area for emergency purposes only. Any fire hydrant hooked to the Village water system must comply with Village specifications, although any necessary fittings may be installed such that the hydrant is ready for immediate use by the Green Bay Fire Department.

6. The Village shall submit bills directly to Green Bay customers that utilize Village sewer and/or water services. The City shall provide any necessary information, including water usage, to the Village for purposes of calculating and issuing bills for these services. Taxes and special assessments shall continue to be charged as provided in paragraph 4 of the Agreement.

7. The Village sanitary sewer provided to Parcel B, as described in the Agreement, shall be allowed a peak flow of 0.219 cubic feet per second (c.f.s.) of discharge to said sewer system. The City shall submit to the Village the projected flows prior to issuing a building permit for these parcels.

IN WITNESS WHEREOF, the parties hereto have caused this Contract for Services Agreement to be executed the date first above written.

CITY OF GREEN BAY	VILLAGE OF BELLEVUE
James J. Schmitt, Mayor	Robert Schlag, President
Douglas R. Daul, Clerk	Karen Simons, Clerk

EXHIBIT A

CONTRACT FOR SEWER AND WATER SERVICES

This agreement entered into between the City of Green Bay, a municipal corporation, hereinafter referred to as the City, and Sanitary District No. 1, of the Town of Bellevue, a municipal corporation, both the Sanitary District and the Town of Bellevue are hereinafter referred to as the District, both being in the County of Brown and State of Wisconsin, WITNESSETH:

WHEREAS, the parties have been engaged in intensive litigation commencing October 1, 1975, and continuing to the present time. Said litigation in the main is connected with jurisdictional disputes over certain areas both in the City and the District involving questions of who shall furnish sewer and water services for the area; and,

WHEREAS, it is further desired by the parties that a contract should be entered into as provided for by Section 60.31 (2) (c) of the Statutes; and,

WHEREAS, the property involved in the pending litigation is designated as Parcel "A", the legal description of which is attached to the back of this contract, so referred to and incorporated herein by reference; and,

WHEREAS, the District presently maintains sewer and water facilities along Verlin Drive, Lime Kiln Road, and Bellevue Street, which border Parcel "A"; and,

WHEREAS, the City has installed no sewer and water services for Parcel "A" and is not contemplating installing any, as it is impractical to do so; and,

WHEREAS, the following properties are likewise in the City and in the District. These parcels are further described as follows: Parcel "B". That the legal description of each of said parcels is attached hereto and denominated as such and incorporated herein by reference; and,

WHEREAS, attached hereto is a map of both parcels of land to this contract. That each is labeled with the parcel designation which is further identified by legal description attached.

NOW THEREFORE the parties do agree as follows:

1. That the District shall continue the operation of sewer and water facilities for property described as Parcel "A" from the present installations which it owns, and will further expand the services to Parcel "A" as may be required.

2. That the District shall provide sewer and water services for the property described herein as Parcel "B".

3. That three parcels not depicted on the attached map lying north of Parcel "A" and immediately west of Lime Kiln Road and Parcel "B" were also annexed by the City from the Town of Bellevue and the District after the establishment of the District. These parcels are described as follows:

B-239

The north 140 feet of the east 325 feet of the south 1/2 of Private Claim 9 East, lying west of the state road. Containing 1.02 A (This parcel presently serviced by the City and will continue to be)

B-244.1

Part of Lot 2 of Private Claim 10 East, commencing at the intersection of the north line of the railroad and the centerline of Highway "V", north 14° 50' east 315 feet to the point of beginning, thence north 66° 27' west 216.05 feet, thence north 23° 33' east 207.57 feet, thence south 66° 27' east 184.22 feet, thence south 14° 50' west 210 feet to the point of beginning, excepting the highway. Containing 0.95A excepting the highway.

B-244.2

Part of Lot 2 of Private Claim 10 East, commencing at the intersection of the north line of the railroad and the centerline of Highway "V", thence north 14° 50' east 222.95 feet to the point of beginning, thence north 14° 50' east 92.05 feet, thence north 66° 27' west 155.97 feet, thence south 23° 33' west 90.96 feet, thence south 66° 27' east 210 feet to the point of beginning, containing 0.44 acres excepting the highway.

That parcel B-239 has at all times pertinent to the litigation between the parties been serviced by the City and will continue to be serviced by the City.

That parcels B-244.1 and B-244.2 have at all times pertinent to the litigation between the parties been part of Elkay Enterprises, Inc. and/or the Packerland Packing complex, and based on previous litigation are to be serviced via facilities now owned and operated by the Packerland Packing Corporation or the City.

4. That annual District taxes and special assessments, if any, except sewer and water service charges shall be certified to the City by the District, which the City will add to their regular real estate taxes on Parcels "A" and "B" and shall be collected and remitted to the District as soon as collected, all as provided for by Section 60.31 (4) (e), Wis. Stats.

5. That in the event of a default in payment of any tax or special assessment the City will follow the provisions of Sections 74.031 and 74.19, Wis. Stats., collect such tax from Brown County and remit to the District.

6. That taxes through 1979 heretofore certified by the District to the City are compromised by payment by the City to the District of the sum of $1,645.00.

7. That this agreement terminates all jurisdictional disputes with regard to the servicing and taxing of those properties annexed by the City from the Town of Bellevue after the establishment and incorporation of the District.

8. That this contract is executed in duplicate.

That an authenticated copy of the authority of the governing body of each of the municipalities authorizing the signature on behalf of the municipalities by the Mayor of the City, attested by the Clerk, the President of the Commission attested by the Secretary of the Commission, and the Chairman of the Town attested by the Clerk, is attached hereto.

Dated this 7th day of February, 1980.

CITY OF GREEN BAY

By /s/ Samuel Halloran
Mayor

2/28/80
/s/ Paul D Jaquart
Clerk

TOWN OF BELLEVUE

Per Wencil Froelich
Chairman

Clerk

SANITARY DISTRICT NO. 1 OF THE TOWN OF BELLEVUE

Per Wencil Froelich
Wencil Froelich, President

Douglas Voigt, Secretary

PARCEL "A"

That part of Private Claims 10, 11, 12, 13, and 43, East Side of Fox River, Town of Bellevue, Brown County, Wisconsin, described as follows:

Commencing at the point of intersection of the north line of the Chicago and Northwestern Railroad right-of-way and the centerline of Lime Kiln Road and running thence northwesterly along the north line of the Chicago and Northwestern Railroad, 2,700 feet; thence S 26° 00' W 545 feet to the north line of said Private Claim No. 12; thence S 64° 02' E along the north line of said Private Claim No. 12, 1291.7 feet to the northwest corner of Parcel "A" of a Certified Survey Map recorded in Volume 2, Page 485 of Certified Survey Maps, Brown County Records; thence S 25° 59' 50" W 1005.00 feet; thence S 64° 36' 05" E 447.37 feet; thence S 25° 16' W 604.10 feet to a point on the centerline of Verlin Road; thence S 64° 54' E along the centerline of Verlin Road 1747.43 feet to a point on the centerline of Lime Kiln Road; thence N 1° 48' W along the centerline of Lime Kiln Road 56.47 feet; thence along the centerline of Lime Kiln Road on the arc of a curve to the right with a radius of 5729.65 feet; the chord of which bears N 2° 25' 30" E 844.24 feet; thence N 6° 39' E along the centerline of Lime Kiln Road 153.18 feet; thence N 83° 21' W 217.80 feet; thence N 64° 36' 05" W 1025.94 feet; thence N 25° 59' 50" E 707.12 feet to the north line of said Private Claim No. 12; thence S 64° 02' E along the north line of Private Claim No. 12, 326.38 feet; thence N 25° 58' E 200.00 feet; thence S 64° 02' E 623.39 feet to a point on the centerline of Lime Kiln Road; thence northeasterly along the centerline of Lime Kiln Road, 366.00 feet more or less to the point of commencement.

(The above referenced parcel is also described as follows:)

B-248

Part of Lot 5 Private Claim 11. East lying west of state highway excepting railroad and excepting 626 R 547 BCR 29.85A

B-254.4

That part of Parcel A and A-2 in 2 CSM 485 and part of Private Claim 12 and 13 E described in 1037 R 293 BCR excepting 1050 R 472 8.12A

B-254.5

That part of Private Claim 12 and 13 E described in 1050 R 472 BCR 12.70A.

B-260

Part of Private Claim 13 E and 43 E described in 1051 R 600 BCR 18.76A excepting highway.

PARCEL "B"

B-243.1

That part of the north 1/2 of Lot 1, Private Claim 10 East, lying west of the road as annexed to the City of Green Bay in 1970, containing 7.74A

B-234

Part of the south 1/2 of Private Claim 9 East commencing at the intersection of the centerline of County Trunk V and the southerly line, thence SE 1783 feet, N 26° E 326 feet, thence NW parallel to the south line to the centerline of the road, thence SW to the beginning. Containing 13.28A excepting the highway.

B-237

West 1814.5 feet of the north 5/16 of the south 1/2 of Private Claim 9 East, lying east of the centerline of the state highway. Containing 6.06A

B-244.3

That part of Lot 2, Private Claim 10 East, lying easterly of highway "V" excepting the railroad. Containing 8.40A

B-242

That part of Lot 1, Private Claim 10 East, lying east of the road and north of the railroad excepting the highway and excepting 371 D 10 10.01A

B-242.1

That part of the south 1/2 of Lot 1, Private Claim 10 East, lying west of road and north of the railroad, containing 7.21 A

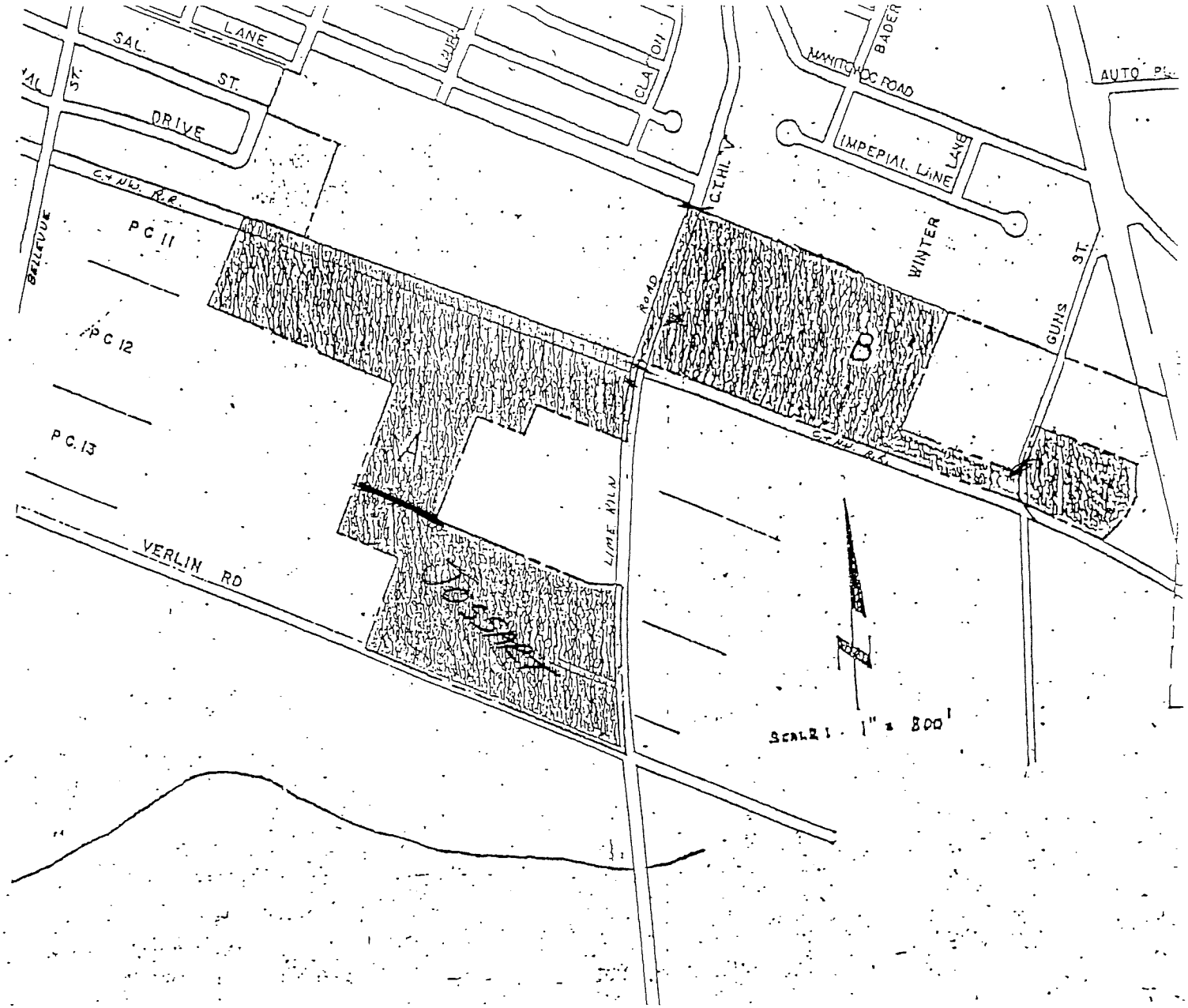
LANE
SAL. ST.
DRIVE
C.&N.W. R.R.
BELLEVUE
PC 11
PC 12
PC 13
VERLIN RD
LIME KILN
ROAD
C.T.H. V
CLAYTON
MANITOWOC ROAD
BADER
IMPERIAL LINE
LANE
WINTER
GUNS ST.
AUTO
8
SCALE: 1" = 800'

EXHIBIT B

PRELIMINARY WATER MAIN CONSTRUCTION COSTS

	QUANTITY		Unit Price	TOTAL
1	1000	Lin. Ft. 16" D.I. Water Main	44.50	44,500.00
2	150	Lin. Ft. 12" D.I. Water Main	65.00	9,750.00
3	10	Lin. Ft. 8" D.I. Water Main	115.00	1,150.00
4	1	Each 12" Main Line Water Valve	200.00	200.00
5	1	Each 12" O.L. Conn. Pt. Water Vlv. (Contr.)	1275.00	1,275.00
6	3	Each Hydrant Installations	500.00	1,500.00
7	45	Lin. Ft 6" Hydrant Lead	50.00	2,250.00
8	140	Lin. Ft. 1" New or Re-laid Water Lateral.	40.00	5,600.00
9	10	Lin. Ft. 8" Water Lateral Including 8" Valve	60.00	600.00
10	10	Lin. Ft. 6" Water Lateral	50.00	500.00
11	100	Tons 11/2" or 3" Crushed Stone Cradle	3.00	300.00
12	1	Each Remote Plug	150.00	150.00
			SUM =	**67,775.00**
			8.5% =	**5,761.00**
			TOTAL =	**73,536.00**

ACTUAL PAYMENT SHALL BE BASED ON FINAL CONSTRUCTED QUANTITIES

Report to the
Finance Committee of the City of Green Bay

MEETING DATE	PREPARED BY
May 18, 2021	

AGENDA ITEM # Q.4

Discussion of the 2021-2025 Capital Improvement Plan.

BACKGROUND

RECOMMENDATION

FISCAL IMPACT

ATTACHMENTS

1. 2021-2025 Capital Improvement program - Finance Committee April 2021

CITY OF GREEN BAY 1854 Titletown, USA

CITY OF Green Bay

2021-2025 CAPITAL IMPROVEMENT PROGRAM

TABLE OF CONTENTS

Mayor, City Council and Management Team 1
Capital Improvement Program Overview 2
Funding Sources 3
Major Capital Projects Summary 4
Equipment Replacement Projects Summary 5
Fleet Replacement Projects Summary 6
Revenues by Funding Sources Summary 7
Expenses by Funding Sources Summary 8
General Levy Proposed Projects by Department 9

Major Capital Project – Governmental Funds & Other Funding Sources 10-22

Major Capital Projects by Department – Governmental

Police 23-24
Fire 25-51
DPW 52-169
Parks 170-222
City Hall 223-235

Major Capital Projects by Department – Other Funding Sources

TIIF 236
Sanitary Sewer 237-298
Parking Utility 299-309
Storm Sewer 310-382

Equipment Replacement Projects – Governmental Funds & Other Funding Sources 384-386

Equipment Replacement by Department – Governmental

Clerk/Treasurer 387-388
IT 389-416
Police 417-437
Fire 438-456
DPW 457-471
Parks 472-498

Equipment Replacement Projects – Other Funding Sources

Parking Utility 499-500

Fleet Replacement Projects – Governmental Funds & Other Funding Sources 502-506

Fleet Replacement by Department – Governmental

C&ED 507-515
Police 516-614
Fire 615-643
DPW 644-660
Parks 661-680
Transit Administration 681-696

Fleet Replacement by Department – Other Funding Sources

Parking Utility 697

CITY LEADERSHIP

CITY OF GREEN BAY
Brown County, Wisconsin

COMMON COUNCIL

Jesse Brunette, President

Barbara Dorff, Vice President

Veronica Corpus-Dax, Alderperson

Bill Galvin, Alderperson

Lynn Gerlach, Alderperson

Brian Johnson, Alderperson

Kathy Lefebvre, Alderperson

Randy Scannell, Alderperson

Mark Steuer, Alderperson

Craig L. Stevens, Alderperson

John S. VanderLeest, Alderperson

Christopher Wery, Alderperson

ADMINISTRATION

Eric Genrich, Mayor

Joseph Faulds, Human Resources Director
Diana L. Ellenbecker, Finance Director/Comptroller
Celestine Jeffreys, Clerk
Pamela Manley, Treasurer
Mike Hronek, Information Technology Director
Vanessa Chavez, City Attorney
Jerry Hanson, Municipal Court Judge
Daniel Ditscheit, Parks, Recreation and Forestry Director
Nancy Quirk, General Manager, Water Utility
David M. Litton, Fire Chief
Neil Stechschulte, Development Director
Andrew Smith, Police Chief
Steven Grenier, Director of Public Works
Patricia Kiewiz, Director of Transit

CAPITAL IMPROVEMENT PROGRAM

The Capital Improvement Program (CIP) is a planning tool based on long-range physical planning and financial projections that forecast the City of Green Bay's capital needs over a five-year period. The CIP includes a detailed description of every capital project anticipated to be initiated during the five-year period.

GOALS:

- MAINTAIN a systemic approach to capital projects affording the opportunity to plan the location, timing and financing of the needed public improvements.
- DEVELOP a realistic program of capital spending with the projected fiscal capability to finance such projects, avoiding sharp changes in the tax levy or bonded indebtedness.
- ENABLE the City to evaluate the needs of the entire City of a strategically oriented framework.
- CREATE awareness with the public and private investors of the scope of the City's capital improvements.
- ENHANCE opportunities for participation in federal and/or state grant and aid programs.



The CIP continues to evolve as project planning needs to respond to the strategic community direction. Changes in economic conditions or other project related issues may alter time lines. Funding mechanisms change and projects become more or less feasible based on changes. City management continuously looks for opportunities for efficiency which often change the projected needs for capital.

The CIP is updated annually to ensure consistency and the reflection of changing strategic needs, cost fluctuations, and financial resources. The CIP document incorporating the changes is then submitted to the Finance Committee and Common Council for consideration.

City management staff employs experience-based judgment to identify which projects can be accomplished in a given year, within the limits of the City's control. As would be expected, the data available and expenditure data for early years are more precise than later years.

The City's Capital Budget is a significant part of the 2021 budget. It represents costs associated with capital projects in the first year of the 2021-2025 CIP. Such projects may include land or building acquisition, additions to or renovations of existing buildings, construction or reconstruction of street and utility infrastructure, major equipment purchases, and fleet replacement.

FUNDING SOURCES

Funding Sources for the CIP include the following:

- 1 to 10 – year General Obligation Debt - Notes
- 20 – year General Obligation Debt - Bond
- State Shared Revenue
- Tax Levy
- State Funding
- Federal Funding
- Grants
- Vehicle Registration Fees
- Fund Balance
- Transfer from Bay Beach Bonding
- Lease Enterprise Program
- American Rescue Plan Act
- Other Funding Sources:
    - Sanitary Sewer
    - Storm Sewer
    - Bay Beach
    - Parking Division
    - TIF Funding

MAJOR CAPITAL PROJECTS

Major Capital Projects are typically large construction projects related to major infrastructure within the City of Green Bay. The majority of these projects are coordinated by the Department of Public Works and include major road reconstruction, minor road reconstruction, asphalt resurfacing, storm sewer installation and improvements, facility upgrades and/or expansions and park system improvements.

The vast majority of these projects are funded by 10 year or20 year general obligation debt.

Some major capital projects are partially funded with State and/or Federal Grants, most grant programs are competitive in nature and must be applied for and scored by the appropriate state agency in order to be eligible for the funds.

EQUIPMENT REPLACEMENT PROJECTS

Equipment Replacement Projects typically consist of major technology items, communications equipment and similar items.

Many of the items are funded through short term (10 year) debt and some of the items are funded through operating funds within each department.

FLEET REPLACEMENT

Fleet Replacement typically consists of the City's vehicles and other heavy motorized equipment. The Police Department, Department of Public Works and Parks, Recreation and Forestry Department generate the most fleet replacement requests due to their heavy use of vehicles for their job duties.

Large specialized equipment such as Fire Trucks and Backhoe/Loaders are major investments, and the City should plan accordingly in order to avoid large peaks and valleys as it relates to borrowing for our fleet replacements.

It is important to note that a vehicle's mileage is only one factor to be considered as it relates to its replacement. The vehicle's total running hours and maintenance costs should also be considered. In many cases, the type of driving/work being completed by City vehicles is different than an average residential driver.

2021-2025 Revenues by Funding Sources

Revenues	2021	2022	2023	2024	2025	Totals
Major Capital Projects						
GENERAL LEVY						
Fund Balance - Parks	$ 30,000.00					$ 30,000.00
Fund Balance - Pavement 401	$ 2,385,000.00					$ 2,385,000.00
Fund Balance - ROW 407	$ 1,100,000.00					$ 1,100,000.00
General Levy Borrowing	$ 8,200,169.00	$ 14,078,283.00	$ 13,804,033.00	$ 12,299,825.00	$ 17,027,955.00	$ 65,410,265.00
Grants - Parks	$ 70,000.00					$ 70,000.00
LRIP	$ 115,000.00					$ 115,000.00
Transfer from Bay Beach bonding	$ 750,000.00					$ 750,000.00
Vehicle Registration Fees	$ 1,700,000.00					$ 1,700,000.00
Subtotal GENERAL LEVY Major	$ 14,350,169.00	$ 14,078,283.00	$ 13,804,033.00	$ 12,299,825.00	$ 17,027,955.00	$ 71,560,265.00
OTHER FUNDING SOURCES						
Fund Balance - Parking Div 430	$ 100,000.00					$ 100,000.00
Fund Balance - Storm	$ 8,850,000.00					$ 8,850,000.00
Fund Balance & Budget - Sanitary	$ 3,257,000.00					$ 3,257,000.00
Parking Division	$ 600,000.00	$ 650,000.00	$ 650,000.00	$ 650,000.00	$ 650,000.00	$ 3,200,000.00
Sanitary Sewer	$ 460,000.00	$ 3,444,200.00	$ 3,148,560.00	$ 3,644,300.00	$ 2,576,100.00	$ 13,273,160.00
Storm Sewer	$ 927,000.00	$ 10,477,220.00	$ 6,295,270.00	$ 4,592,000.00	$ 4,886,620.00	$ 27,178,110.00
TIF Funding	$ 2,000,000.00	$ 2,000,000.00	$ 2,500,000.00			$ 6,500,000.00
Subtotal OTHER FUNDING	$ 16,194,000.00	$ 16,571,420.00	$ 12,593,830.00	$ 8,886,300.00	$ 8,112,720.00	$ 62,358,270.00
Total Major Capital Projects	$ 30,544,169.00	$ 30,649,703.00	$ 26,397,863.00	$ 21,186,125.00	$ 25,140,675.00	$ 133,918,535.00
Equipment						
GENERAL LEVY						
Fund Balance - IT 421	$ 50,000.00					$ 50,000.00
General Levy Borrowing	$ 947,710.00	$ 1,782,326.00	$ 2,424,811.00	$ 2,070,511.00	$ 1,309,111.00	$ 8,534,469.00
Operating Budget - DPW	$ 36,400.00					$ 36,400.00
Operating Budget - IT	$ 163,225.00	$ 18,725.00	$ 18,725.00	$ 18,725.00	$ 18,725.00	$ 238,125.00
Operating Budget - Police	$ 12,000.00					$ 12,000.00
Storm Sewer	$ 160,190.00					$ 160,190.00
Subtotal GENERAL LEVY	$ 1,369,525.00	$ 1,801,051.00	$ 2,443,536.00	$ 2,089,236.00	$ 1,327,836.00	$ 9,031,184.00
OTHER FUNDING SOURCES						
Parking Division	$ 75,000.00					$ 75,000.00
Subtotal OTHER FUNDING	$ 75,000.00					$ 75,000.00
Total Equipment	$ 1,444,525.00	$ 1,801,051.00	$ 2,443,536.00	$ 2,089,236.00	$ 1,327,836.00	$ 9,106,184.00
Fleet						
GENERAL LEVY						
Fund Balance - DPW 427	$ 700,000.00					$ 700,000.00
General Levy Borrowing	$ 2,148,062.68	$ 3,804,650.00	$ 3,481,250.00	$ 5,395,850.00	$ 3,476,950.00	$ 18,306,762.68
Lease Enterprise Program	$ 91,500.00	$ 65,000.00	$ 69,000.00	$ 73,000.00		$ 298,500.00
Subtotal GENERAL LEVY Fleet	$ 2,939,562.68	$ 3,869,650.00	$ 3,550,250.00	$ 5,468,850.00	$ 3,476,950.00	$ 19,305,262.68
OTHER FUNDING SOURCES						
Parking Division Capital 431	$ 36,000.00					$ 36,000.00
Subtotal OTHER FUNDING	$ 36,000.00					$ 36,000.00
Total Fleet	$ 2,975,562.68	$ 3,869,650.00	$ 3,550,250.00	$ 5,468,850.00	$ 3,476,950.00	$ 19,341,262.68
Total Revenues	$ 34,964,256.68	$ 36,320,404.00	$ 32,391,649.00	$ 28,744,211.00	$ 29,945,461.00	$ 162,365,981.68
General Levy Borrowing	$11,295,941.68	$19,665,259.00	$19,710,094.00	$19,766,186.00	$21,814,016.00	$92,251,496.68

2021-2025 Expenses by Funding Source

EXPENSES	2021	2022	2023	2024	2025	Totals
Major Capital Projects						
City Hall	1,100,000	1,700,000	2,420,000	1,856,000	2,450,000	9,526,000
DPW	11,300,833	8,868,933	9,372,533	7,884,900	11,570,300	48,997,499
Fire	274,336	1,019,350	121,000	58,925	507,655	1,981,266
Parks	1,675,000	2,250,000	1,500,000	2,500,000	2,500,000	10,425,000
Police		240,000	390,500			630,500
Subtotal GENERAL LEVY Major Capital	14,350,169	14,078,283	13,804,033	12,299,825	17,027,955	71,560,265
OTHER FUNDING SOURCES						
Parking Utility	700,000	650,000	650,000	650,000	650,000	3,300,000
Sanitary Sewer	3,717,000	3,444,200	3,148,560	3,644,300	2,576,100	16,530,160
Storm Sewer	9,777,000	10,477,220	6,295,270	4,592,000	4,886,620	36,028,110
TIF	2,000,000	2,000,000	2,500,000			6,500,000
Subtotal OTHER FUNDING SOURCES	16,194,000	16,571,420	12,593,830	8,886,300	8,112,720	62,358,270
Total Major Capital Projects	30,544,169	30,649,703	26,397,863	21,186,125	25,140,675	133,918,535
Equipment						
Clerk / Treasurers			300,000			300,000
DPW	224,400	183,000	261,000	85,000		753,400
Fire	393,700	445,110	582,900	45,600	404,900	1,872,210
IT	213,225	386,825	337,225	990,225	66,225	1,993,725
Parks	368,700	366,800	321,800	303,700	186,000	1,547,000
Police	169,500	419,316	640,611	664,711	670,711	2,564,849
Subtotal GENERAL LEVY Equipment	1,369,525	1,801,051	2,443,536	2,089,236	1,327,836	9,031,184
OTHER FUNDING SOURCES						
Parking Utility	75,000					75,000
Subtotal OTHER FUNDING SOURCES	75,000					75,000
Total Equipment	1,444,525	1,801,051	2,443,536	2,089,236	1,327,836	9,106,184
Fleet						
C & ED	91,500	65,000	69,000	73,000		298,500
DPW	1,021,000	1,004,000	906,000	1,054,000		3,985,000
Fire	1,267,596	1,544,650	1,239,750	2,998,850	1,986,450	9,037,296
Parks	38,500	214,000	197,000	275,000	359,500	1,084,000
Police	520,967	638,000	722,500	640,000	691,000	3,212,467
Transit Administration		404,000	416,000	428,000	440,000	1,688,000
Subtotal GENERAL LEVY Fleet	2,939,563	3,869,650	3,550,250	5,468,850	3,476,950	19,305,263
OTHER FUNDING SOURCES						
Parking Utility	36,000					36,000
Subtotal OTHER FUNDING SOURCES	36,000					36,000
Total Fleet	2,975,563	3,869,650	3,550,250	5,468,850	3,476,950	19,341,263
Issuance, underwriting & rounding	157,339	163,442	145,762	129,349	134,755	730,647
Grand Total CIP Expenses	34,964,257	36,320,404	32,391,649	28,744,211	29,945,461	162,365,982
SubTotal general levy	18,659,257	19,748,984	19,797,819	19,857,911	21,832,741	99,896,712
SubTotal other funding sources	16,305,000	16,571,420	12,593,830	8,886,300	8,112,720	62,469,270
Issuance, underwriting & rounding	157,339	163,442	145,762	129,349	134,755	730,647
Grand Total CIP Expenses	34,964,257	36,320,404	32,391,649	28,744,211	29,945,461	162,365,982

GENERAL LEVY PROPOSED PROJECTS BY DEPARTMENT

		2021	2022	2023	2024	2025	Total
C & ED	FLEET	$91,500.00	$65,000.00	$69,000.00	$73,000.00		$298,500.00
	Total	**$91,500.00**	**$65,000.00**	**$69,000.00**	**$73,000.00**		**$298,500.00**
		0%	**0%**	**0%**	**0%**	**0%**	**0%**
City Hall	MAJ	$1,100,000.00	$1,700,000.00	$2,420,000.00	$1,856,000.00	$2,450,000.00	$9,526,000.00
	Total	**$1,100,000.00**	**$1,700,000.00**	**$2,420,000.00**	**$1,856,000.00**	**$2,450,000.00**	**$9,526,000.00**
		6%	**9%**	**12%**	**9%**	**11%**	**10%**
Clerk / Treasurers	EQ			$300,000.00			$300,000.00
	Total			**$300,000.00**			**$300,000.00**
		0%	**0%**	**2%**	**0%**	**0%**	**0%**
DPW	MAJ	$11,300,833.00	$8,868,933.00	$9,372,533.00	$7,884,900.00	$11,570,300.00	$48,997,499.00
	EQ	$224,400.00	$183,000.00	$261,000.00	$85,000.00		$753,400.00
	FLEET	$1,021,000.00	$1,004,000.00	$906,000.00	$1,054,000.00		$3,985,000.00
	Total	**$12,546,233.00**	**$10,055,933.00**	**$10,539,533.00**	**$9,023,900.00**	**$11,570,300.00**	**$53,735,899.00**
		67%	**51%**	**53%**	**45%**	**53%**	**54%**
Fire	MAJ	$274,336.00	$1,019,350.00	$121,000.00	$58,925.00	$507,655.00	$1,981,266.00
	EQ	$393,700.00	$445,110.00	$582,900.00	$45,600.00	$404,900.00	$1,872,210.00
	FLEET	$1,267,596.00	$1,544,650.00	$1,239,750.00	$2,998,850.00	$1,986,450.00	$9,037,296.00
	Total	**$1,935,632.00**	**$3,009,110.00**	**$1,943,650.00**	**$3,103,375.00**	**$2,899,005.00**	**$12,890,772.00**
		10%	**15%**	**10%**	**16%**	**13%**	**13%**
IT	EQ	$213,225.00	$386,825.00	$337,225.00	$990,225.00	$66,225.00	$1,993,725.00
	Total	**$213,225.00**	**$386,825.00**	**$337,225.00**	**$990,225.00**	**$66,225.00**	**$1,993,725.00**
		1%	**2%**	**2%**	**5%**	**0%**	**2%**
Parks	MAJ	$1,675,000.00	$2,250,000.00	$1,500,000.00	$2,500,000.00	$2,500,000.00	$10,425,000.00
	EQ	$368,700.00	$366,800.00	$321,800.00	$303,700.00	$186,000.00	$1,547,000.00
	FLEET	$38,500.00	$214,000.00	$197,000.00	$275,000.00	$359,500.00	$1,084,000.00
	Total	**$2,082,200.00**	**$2,830,800.00**	**$2,018,800.00**	**$3,078,700.00**	**$3,045,500.00**	**$13,056,000.00**
		11%	**14%**	**10%**	**16%**	**14%**	**13%**
Police	MAJ		$240,000.00	$390,500.00			$630,500.00
	EQ	$169,500.00	$419,316.00	$640,611.00	$664,711.00	$670,711.00	$2,564,849.00
	FLEET	$520,966.68	$638,000.00	$722,500.00	$640,000.00	$691,000.00	$3,212,466.68
	Total	**$690,466.68**	**$1,297,316.00**	**$1,753,611.00**	**$1,304,711.00**	**$1,361,711.00**	**$6,407,815.68**
		4%	**7%**	**9%**	**7%**	**6%**	**6%**
Transit Administration	FLEET		$404,000.00	$416,000.00	$428,000.00	$440,000.00	$1,688,000.00
	Total		**$404,000.00**	**$416,000.00**	**$428,000.00**	**$440,000.00**	**$1,688,000.00**
		0%	**2%**	**2%**	**2%**	**2%**	**2%**
General Levy Proposed Projects		**$18,659,256.68**	**$19,748,984.00**	**$19,797,819.00**	**$19,857,911.00**	**$21,832,741.00**	**$99,896,711.68**

Total Capital Projects Summary By Year

Department	Project Name	2021	2022	2023	2024	2025	Total
	GENERAL LEVY:						
Police	2 Boiler Replacements & Controls		$40,000				$40,000
	Asbestos Removal in the Basement of PD			$65,000			$65,000
	Locker Room Renovations (Both)			$315,500			$315,500
	Mens Shower Repairs			$10,000			$10,000
	Roof Repairs		$200,000				$200,000
	Department Total		**$240,000**	**$390,500**			**$630,500**

Department	Project Name	2021	2022	2023	2024	2025	Total
Fire	Exhaust system-Fire shop	$74,200					$74,200
	Flooring - Station 1			$18,700			$18,700
	Flooring - Station 2		$53,700				$53,700
	Flooring/Carpet - Station 4				$9,150		$9,150
	Flooring/Carpet - Station 6			$18,700			$18,700
	Flooring/Carpet - Station 7		$21,000				$21,000
	Garage Doors/Openers - Shop				$17,200		$17,200
	Garage Doors/Openers - Station 4		$35,800				$35,800
	Garage Doors/Openers - Station 5			$37,400			$37,400
	Garage Doors/Openers - Station 6			$27,450			$27,450
	Garage Doors/Openers Station 1					$19,100	$19,100
	Garage Doors/Openers Station 3					$19,100	$19,100
	HVAC - Shop	$27,500					$27,500
	HVAC - Station 6 (South)		$23,850				$23,850
	Kitchen - Station 5 upper cabinets		$12,000				$12,000
	Lot Station 7				$19,550		$19,550
	Lot/Apron - Shop			$18,750			$18,750
	Lot/Apron - Station 6		$12,000				$12,000
	Roof - Fire Shop					$78,000	$78,000
	Solar Array Fire Station 5		$25,000				$25,000
	Station 1 Apron					$34,025	$34,025
	Station 1 HVAC					$108,900	$108,900
	Station 3 HVAC					$102,100	$102,100
	Station 3 Lot					$13,610	$13,610
	Station 4 Roof Replacement	$60,000					$60,000
	Station 7 Commercial Dishwasher					$17,700	$17,700
	Station alerting system		$800,000				$800,000
	Turnout Gear 2021	$112,636					$112,636
	Water Heater Station 1					$13,610	$13,610
	Water Heater Station 3					$13,610	$13,610
	Window Replacement Station 3					$35,000	$35,000
	Windows - Shop		$6,000				$6,000
	Windows - Station 5		$30,000				$30,000
	Windows - Station 6				$13,025		$13,025
	Windows - Station 7					$17,900	$17,900
	Windows Station 1					$35,000	$35,000
	Department Total	**$274,336**	**$1,019,350**	**$121,000**	**$58,925**	**$507,655**	**$1,981,266**

Department	Project Name	2021	2022	2023	2024	2025	Total
DPW	13th - 9th to Hickory Hill Reconstruction				$469,200		$469,200
	13th - W. Mason to Howard Reconstruction			$601,800			$601,800
	4th Street - Broadway to S Maple Reconstruction				$243,000		$243,000
	Annual Bridge Inspections	$20,000	$20,000	$20,000	$20,000	$20,000	$100,000
	Ashland Avenue - Howard to RR Tracks Reconstruction		$582,700				$582,700
	Atkinson Bridge Expansion Joint Replacement	$200,000					$200,000
	Chantel Road Bridge - Construction			$120,000			$120,000
	Chantel Road Bridge - Design	$15,500	$15,500				$31,000
	Chicago Street - Webster to Roosevelt Reconstruction					$376,200	$376,200
	City Wide Survey Monuments	$217,000					$217,000
	City Wide Survey Monuments Construction			$100,000			$100,000
	Congress - Madison to Monroe Reconstruction			$123,000			$123,000
	Country Club Road Reconstruction - Construction					$4,400,000	$4,400,000
	Country Club Road Reconstruction - Design	$250,000					$250,000
	Division - Norwood to Northern Reconstruction			$570,300			$570,300
	East River Pedestrian Bridge	$75,000					$75,000
	East River Pedestrian Bridge - Painting		$200,000				$200,000
	East Shop - ADA Restrooms			$40,000			$40,000
	East Shop - Electrical Shop ADA Bathroom			$25,000			$25,000
	East Shop - Gas Cylinder Storage Room					$25,000	$25,000
	East Shop - Occupancy Sensors					$7,000	$7,000
	East Shop - Plumbing Code Issues		$46,000				$46,000
	East Shop - Window Replacement		$25,000				$25,000
	East Shop-Electrical Shop - HVAC/Plumbing/Code		$155,000				$155,000
	East Shop-Main Building - Electrical		$8,500				$8,500

Department	Project Name	2021	2022	2023	2024	2025	Total
DPW	East Shop-Main Building-Roof/ADA			$2,200,000			$2,200,000
	Eliza - 100' west of Madison to Monroe Reconstruction		$135,000				$135,000
	Elmore - Gray to Fairview Reconstruction		$384,600				$384,600
	Elmore Street - N. Chestnut to Gray Reconstruction				$1,350,000		$1,350,000
	Emilie Street - Webster to S Roosevelt Reconstruction				$373,200		$373,200
	Finger Road - Superior to Challenger Reconstruction		$352,800				$352,800
	GB Metro Boat Launch - Docks and Ramps Improvements	$450,000					$450,000
	General Annual Projects (Pavement Repairs and Mudjacking)	$650,000	$650,000	$650,000	$650,000	$650,000	$3,250,000
	General Bridge Maintenance	$30,000	$30,000	$35,000	$35,000	$35,000	$165,000
	Grandview Bridge Replacement					$275,000	$275,000
	Gray Street South Reconstruction	$795,000					$795,000
	Harvey Street - Jackson to N. Webster Reconstruction		$246,000				$246,000
	Hinkle Street - N. Frontage Road to 400' S of Hutson Reconstruction			$394,000			$394,000
	Howard Avenue - Ashland to Oakland Reconstruction		$106,200				$106,200
	Jackson Street Reconstruction	$1,960,000					$1,960,000
	Larsen Road Bridge - Construction				$200,000		$200,000
	Larsen Road Bridge - Design	$16,333	$16,333	$16,333			$48,999
	Lawe Street - S Clay to Roosevelt Reconstruction					$250,200	$250,200
	Main Street Bridge over Fox River Center Lock Replacement	$100,000					$100,000
	Main Street Bridge over Fox River Hydraulic Replacement - Construction	$2,000,000					$2,000,000
	Main Street Bridge over Fox River Hydraulic Replacement - Design	$150,000					$150,000

Department	Project Name	2021	2022	2023	2024	2025	Total
DPW	Monroe Ave over East River	$40,000					$40,000
	Oakland - Howard to Seymour Ct. Reconstruction		$230,400				$230,400
	Oregon - Oakland to Norwood Ave Reconstruction					$174,000	$174,000
	Oxford - Dousman to Reed Reconstruction			$190,200			$190,200
	Porlier Street - Clay to Irwin Reconstruction					$496,800	$496,800
	Reed - Oxford to Allard Reconstruction			$114,000			$114,000
	Resurfacing Program	$2,600,000	$2,600,000	$2,600,000	$2,600,000	$2,600,000	$13,000,000
	Roosevelt - Main to Stuart Reconstruction		$640,500				$640,500
	S Maple - Third Street to Sixth Street Reconstruction					$346,500	$346,500
	S Roosevelt - Grignon to Eliza Reconstruction				$317,000		$317,000
	S Van Buren - Eliza to Grignon Reconstruction					$324,600	$324,600
	S. Maple Street Reconstruction	$400,000					$400,000
	S. Van Buren - E. Mason to Stuart Reconstruction		$426,600				$426,600
	School Place - 13th to Oak Reconstruction			$320,400			$320,400
	School Place - S. Ashland to W. Cul-de-sac Reconstruction		$309,300				$309,300
	Sidewalks Citywide Program	$320,000	$320,000	$320,000	$320,000	$320,000	$1,600,000
	Sidewalks Compliant Program	$150,000	$150,000	$150,000	$150,000	$150,000	$750,000
	Spring Street - Madison to Monroe Reconstruction			$123,000			$123,000
	Taylor Street Bridge - Construction		$178,000				$178,000
	Taylor Street Bridge - Design	$15,000					$15,000
	Traffic Signal Repair	$500,000	$500,000	$300,000	$300,000	$300,000	$1,900,000
	W. Mason over Beaver Creek Bridge - Design	$7,000					$7,000
	West Shop - Building A New Roof					$325,000	$325,000
	West Shop - Building B New Roof and Parapet Cap Replacement		$320,000				$320,000
	West Shop - Building D Parapet Cap Replacement	$20,000					$20,000

Department	Project Name	2021	2022	2023	2024	2025	Total
DPW	West Shop - Building D Stairwell Repairs				$7,500		$7,500
	West Shop - Building D Trench Drains		$36,000				$36,000
	West Shop - Building F HVAC		$105,000				$105,000
	West Shop - Building G Ventilation		$40,000				$40,000
	West Shop - Building H - Replacement	$300,000					$300,000
	West Shop - Gym Wall Repair	$20,000					$20,000
	West Shop - Lore Lane Electrical			$5,000			$5,000
	West Shop - Main Building Ceiling					$25,000	$25,000
	West Shop - Main Buildings Emergency Lighting and Exit Signs			$35,000			$35,000
	West Shop - Receptacle Replacement		$3,500				$3,500
	West Shop - Window Replacement		$36,000				$36,000
	West Shop-Lore Lane - HVAC					$350,000	$350,000
	West Shop-Main Building - Coda/ADA					$120,000	$120,000
	West Shop-Main Building - Exterior Facade				$850,000		$850,000
	West Shop-Main Building HVAC System-Fire	$0					$0
	Woodlawn - Shawano to Dousman Reconstruction			$319,500			$319,500
	Department Total	**$11,300,833**	**$8,868,933**	**$9,372,533**	**$7,884,900**	**$11,570,300**	**$48,997,499**
Parks	ADA Improvements - Various Parks				$100,000		$100,000
	ADA Improvements Various Parks					$100,000	$100,000
	Arnie Wolff Parking Lot Addition	$150,000					$150,000
	Baird Creek Greenway – Mountain Bike Trail Improvements		$100,000				$100,000
	Baird Creek Greenway Pedestrian Bridge	$75,000					$75,000
	Bay View Playground Replacement					$100,000	$100,000
	Beaumont Park-Shelter Roof Replacement			$10,000			$10,000
	Colburn Ballfield Renovations - Phase 1	$55,000					$55,000

Department	Project Name	2021	2022	2023	2024	2025	Total
Parks	Colburn Ballfield Renovations - Phase 2			$445,000			$445,000
	Colburn Ninth Street Parking Lot Replacement			$200,000			$200,000
	Colburn North Playground Replacement			$100,000			$100,000
	East High Tennis court Colorcoating				$50,000		$50,000
	East River Trail Construction - Baird to Irwin			$300,000			$300,000
	East River Trail Replacement - West Bank				$200,000		$200,000
	Farlin Playground Replacement			$100,000			$100,000
	Farlin Replace Park Shelter					$450,000	$450,000
	Finger Road Ballfield Complex Utilities	$50,000					$50,000
	Hockey Rink Board Replacement			$50,000			$50,000
	Joannes Pool Floor Resurfacing		$300,000				$300,000
	Joannes Pool Shelter Roof Replacements			$50,000			$50,000
	Joannes Pool Slide Replacement				$1,000,000		$1,000,000
	Joannes Skate Park Improvements Engineering				$25,000		$25,000
	Joannes/East High Parking Lot Replacement		$340,000				$340,000
	Joliet Parking Lot Improvements		$75,000				$75,000
	Kennedy Shelter Roof Replacement			$10,000			$10,000
	Mather Heights Playground Replacement					$100,000	$100,000
	Metro Boat Launch – New Fishing Pier					$500,000	$500,000
	Misc Athletic Field Renovations					$100,000	$100,000
	Misc Paving				$150,000		$150,000
	Muir Parking Lot Replacement					$250,000	$250,000
	Murphy Playground Replacement				$50,000		$50,000
	Navarino Park-New Park Shelter					$500,000	$500,000
	NEW BAY HIGHLANDS NEIGHBORHOOD PARK					$300,000	$300,000
	Nicolet Playground Replacement				$50,000		$50,000

Department	Project Name	2021	2022	2023	2024	2025	Total
Parks	Park Shop – Old Shop Roof Replacement		$100,000				$100,000
	Park Shop – Replace Paving				$175,000		$175,000
	Perkins Construct 2 Soccer Fields		$250,000				$250,000
	Perkins East Parking Lot Replacement		$375,000				$375,000
	Perkins New Baseball Field		$400,000				$400,000
	Perkins Shelter Roof Replacements			$15,000			$15,000
	Seymour West Playground Replacement				$100,000		$100,000
	Sullivan Playground Replacement				$100,000		$100,000
	Tank Park-1/2 Playground Equip Replacement				$50,000		$50,000
	Tennis Court Color Coating (Various Courts)				$200,000		$200,000
	Triangle Hill Tube Conveyor Belt Lift	$175,000					$175,000
	West High School Tennis Court Colorcoating		$60,000				$60,000
	West Side Pickleball – (Murphy or Perkins)		$250,000				$250,000
	West Side Trail Construction – Bond Street to City Limits			$220,000			$220,000
	Wildlife Sanctuary – Replace Fencing					$100,000	$100,000
	Wildlife Sanctuary Aviary Replacement	$270,000					$270,000
	Wildlife Sanctuary Nature Center Parking Lot Expansion	$800,000					$800,000
	Wildlife Sanctuary Replace Residence Parking Lot				$250,000		$250,000
	Woods Golf Course Property Acquisition	$100,000					$100,000
	Department Total	**$1,675,000**	**$2,250,000**	**$1,500,000**	**$2,500,000**	**$2,500,000**	**$10,425,000**

Department	Project Name	2021	2022	2023	2024	2025	Total
City Hall	City Hall Fifth Floor Renovations					$1,000,000	$1,000,000
	City Hall Hire Architect for Fifth Floor Renovations				$100,000		$100,000
	City Hall Hire Architect for Fourth Floor Renovations					$100,000	$100,000
	City Hall Hire Architect for Second Flood Renovations			$100,000			$100,000
	City Hall Hire Architect for Third Floor Upgrades		$100,000				$100,000
	City Hall Mechanical Engineering		$500,000				$500,000
	City Hall Phase 1 Mechanical/Roof Replacement		$1,100,000				$1,100,000
	City Hall Phase II Mechanical Replacement			$1,320,000			$1,320,000
	City Hall Phase III Mechanical Replacement				$756,000		$756,000
	City Hall Phase IV Mechanical Replacement					$1,350,000	$1,350,000
	City Hall Replace Main Electrical Service	$1,100,000					$1,100,000
	City Hall Second Floor Renovations				$1,000,000		$1,000,000
	City Hall Third Floor Renovation			$1,000,000			$1,000,000
	Department Total	**$1,100,000**	**$1,700,000**	**$2,420,000**	**$1,856,000**	**$2,450,000**	**$9,526,000**
	GENERAL LEVY TOTALS	**$14,350,169**	**$14,078,283**	**$13,804,033**	**$12,299,825**	**$17,027,955**	**$71,560,265**
	OTHER FUNDING SOURCES:						
TIF	Shipyard Phase II	$2,000,000	$2,000,000	$2,500,000			$6,500,000
	Department Total	**$2,000,000**	**$2,000,000**	**$2,500,000**			**$6,500,000**
Sanitary Sewer	13th - 9th to Hickory Hill Reconstruction				$281,500		$281,500
	13th - W. Mason to Howard Reconstruction			$361,100			$361,100
	4th Street - Broadway to S Maple Reconstruction				$145,800		$145,800
	Ashland Avenue - Howard to RR Tracks Reconstruction		$350,000				$350,000
	Chicago Street - Webster to Roosevelt Reconstruction					$225,700	$225,700
	Chronic Sewer Repairs - Citywide	$800,000	$800,000	$800,000	$800,000	$800,000	$4,000,000
	City Wide Survey Monuments	$217,000					$217,000

Department	Project Name	2021	2022	2023	2024	2025	Total
Sanitary Sewer	City Wide Survey Monuments Construction			$100,000			$100,000
	Congress - Madison to Monroe Reconstruction			$73,800			$73,800
	Country Club Road Reconstruction - Sanitary Sewer Replacement				$600,000		$600,000
	Division - Norwood to Northern Reconstruction			$342,200			$342,200
	East Shore Lift Station	$100,000					$100,000
	Eliza - 100' west of Madison to Monroe Reconstruction		$81,000				$81,000
	Elmore - Gray to Fairview Reconstruction		$230,760				$230,760
	Elmore Street - N. Chestnut to Gray Reconstruction				$808,000		$808,000
	Emilie Street - Webster to S Roosevelt Reconstruction				$224,000		$224,000
	Finger Road - Superior to Challenger Reconstruction		$211,700				$211,700
	Gray Street South Reconstruction	$410,000					$410,000
	Harvey Street - Jackson to N. Webster Reconstruction		$147,600				$147,600
	Hinkle Street - N. Frontage Road to 400' S of Hutson Reconstruction			$236,300			$236,300
	Howard Avenue - Ashland to Oakland Reconstruction		$64,000				$64,000
	Jackson Street Reconstruction	$925,000					$925,000
	Lawe Street - S Clay to Roosevelt Reconstruction					$150,100	$150,100
	Oakland - Howard to Seymour Ct. Reconstruction		$138,240				$138,240
	Oregon - Oakland to Norwood Ave Reconstruction					$104,400	$104,400
	Oxford - Dousman to Reed Reconstruction			$114,120			$114,120
	Porlier Street - Clay to Irwin Reconstruction					$298,100	$298,100
	Reed - Oxford to Allard Reconstruction			$68,300			$68,300
	Resurfacing Program	$600,000	$300,000	$300,000	$300,000	$300,000	$1,800,000

Department	Project Name	2021	2022	2023	2024	2025	Total
Sanitary Sewer	Roosevelt - Main to Stuart Reconstruction		$384,300				$384,300
	Root Treatment	$70,000	$70,000	$70,000	$70,000	$70,000	$350,000
	S Maple - Third Street to Sixth Street Reconstruction					$208,000	$208,000
	S Roosevelt - Grignon to Eliza Reconstruction				$190,000		$190,000
	S Van Buren - Eliza to Grignon Reconstruction					$194,800	$194,800
	S. Maple Street Reconstruction	$370,000					$370,000
	S. Van Buren - E. Mason to Stuart Reconstruction		$256,000				$256,000
	School Place - 13th to Oak Reconstruction			$192,240			$192,240
	School Place - S. Ashland to W. Cul-de-sac Reconstruction		$185,600				$185,600
	Sewer Repairs - Citywide	$150,000	$150,000	$150,000	$150,000	$150,000	$750,000
	Spring Street - Madison to Monroe Reconstruction			$73,800			$73,800
	TV Inspection of Sewers	$75,000	$75,000	$75,000	$75,000	$75,000	$375,000
	Woodlawn - Shawano to Dousman Reconstruction			$191,700			$191,700
	Department Total	**$3,717,000**	**$3,444,200**	**$3,148,560**	**$3,644,300**	**$2,576,100**	**$16,530,160**
Parking Utility	Parking Ramp Emergency Repairs	$150,000	$50,000	$50,000	$50,000	$50,000	$350,000
	Parking Ramp Repairs	$550,000	$600,000	$600,000	$600,000	$600,000	$2,950,000
	Department Total	**$700,000**	**$650,000**	**$650,000**	**$650,000**	**$650,000**	**$3,300,000**
Storm Sewer	13th - 9th to Hickory Hill Reconstruction				$422,300		$422,300
	13th - W. Mason to Howard Reconstruction			$541,600			$541,600
	4th Street - Broadway to S Maple Reconstruction				$218,700		$218,700
	Ashland Avenue - Howard to RR Tracks Reconstruction		$524,450				$524,450
	Beach Lane/Nicolet Drive Flood Issues	$500,000					$500,000
	Chicago Street - Webster to Roosevelt Reconstruction					$338,600	$338,600
	City Wide Survey Monuments	$217,000					$217,000
	City Wide Survey Monuments Construction			$100,000			$100,000
	Congress - Madison to Monroe Reconstruction			$110,700			$110,700

Department	Project Name	2021	2022	2023	2024	2025	Total
Storm Sewer	Country Club Road Reconstruction - Construction					$1,000,000	$1,000,000
	Danz/Farlin Storm Sewer Upsizing	$800,000					$800,000
	Dike Maintenance	$1,000,000					$1,000,000
	Division - Norwood to Northern Reconstruction			$513,270			$513,270
	Eliza - 100' west of Madison to Monroe Reconstruction		$121,500				$121,500
	Elmore - Gray to Fairview Reconstruction		$346,140				$346,140
	Elmore Street - N. Chestnut to Gray Reconstruction				$1,215,000		$1,215,000
	Emilie Street - Webster to S Roosevelt Reconstruction				$336,000		$336,000
	Finger Road - Superior to Challenger Reconstruction		$317,520				$317,520
	Gray Street South Reconstruction	$670,000					$670,000
	Harvey Street - Jackson to N. Webster Reconstruction		$221,400				$221,400
	Hinkle Street - N. Frontage Road to 400' S of Hutson Reconstruction			$354,400			$354,400
	Howard Avenue - Ashland to Oakland Reconstruction		$885,000				$885,000
	Jackson Street Reconstruction	$1,850,000					$1,850,000
	Lawe Street - S Clay to Roosevelt Reconstruction					$225,200	$225,200
	Main Street Flood Project - Construction		$2,000,000				$2,000,000
	Main Street Flood Project - Design	$100,000					$100,000
	Main Street Flood Project - Real Estate Acquisition	$1,600,000					$1,600,000
	Mini Storm Sewers - Citywide	$650,000	$650,000	$650,000	$650,000	$650,000	$3,250,000
	Museum Place Storm Lift Station	$250,000					$250,000
	New Subdivisions	$5,000					$5,000
	Oakland - Howard to Seymour Ct. Reconstruction		$207,360				$207,360
	Oregon - Oakland to Norwood Ave Reconstruction					$156,600	$156,600

Department	Project Name	2021	2022	2023	2024	2025	Total
Storm Sewer	Oxford - Dousman to Reed Reconstruction			$171,200			$171,200
	Porlier Street - Clay to Irwin Reconstruction					$447,120	$447,120
	Reed - Oxford to Allard Reconstruction			$102,400			$102,400
	Resurfacing Program	$900,000	$900,000	$900,000	$900,000	$900,000	$4,500,000
	Roosevelt - Main to Stuart Reconstruction		$576,450				$576,450
	S Maple - Third Street to Sixth Street Reconstruction					$312,000	$312,000
	S Roosevelt - Grignon to Eliza Reconstruction				$285,000		$285,000
	S Van Buren - Eliza to Grignon Reconstruction					$292,100	$292,100
	S. Maple Street Reconstruction	$600,000					$600,000
	S. Van Buren - E. Mason to Stuart Reconstruction		$384,000				$384,000
	School Place - 13th to Oak Reconstruction			$288,400			$288,400
	School Place - S. Ashland to W. Cul-de-sac Reconstruction		$278,400				$278,400
	Sewer Repairs - Citywide	$400,000	$400,000	$400,000	$400,000	$400,000	$2,000,000
	Seymour Park East Stormwater Facility - Construction		$1,000,000				$1,000,000
	Seymour Park West Stormwater Facility - Construction		$1,500,000				$1,500,000
	Spring Street - Madison to Monroe Reconstruction			$110,700			$110,700
	Storm Water Facility Vegetation Maintenance	$75,000	$75,000	$75,000	$75,000	$75,000	$375,000
	Street Sweeper Dewatering Basins	$70,000					$70,000
	TV Inspection of Sewers	$90,000	$90,000	$90,000	$90,000	$90,000	$450,000
	Van Beek Stormwater Facility - Construction			$1,600,000			$1,600,000
	Woodlawn - Shawano to Dousman Reconstruction			$287,600			$287,600
	Department Total	**$9,777,000**	**$10,477,220**	**$6,295,270**	**$4,592,000**	**$4,886,620**	**$36,028,110**
	OTHER FUNDING SOURCES TOTALS	**$16,194,000**	**$16,571,420**	**$12,593,830**	**$8,886,300**	**$8,112,720**	**$62,358,270**
	TOTAL PROJECTS BY YEAR	**$30,544,169**	**$30,649,703**	**$26,397,863**	**$21,186,125**	**$25,140,675**	**$133,918,535**

CIP-Expenditure

City Expenditure ID	462				
Expenditure Name	**POLICE DEPT - POLICE STATION REPAIRS 2022**			**City Project ID**	0
Expenditure Type	MAJ	**Expenditure Status**	ACTIVE		
Category	Building	**Priority**	1		

Department Details

Department	Police	**Department Head**	Police Chief	**Project Contact**	RICK JURKANIS

Budget Information

Add/Replace	Replace	**Replacing Asset**		**Mileage**	0
Useful Life	40	**Condition**	Poor	**Age of Equipment**	0

Financial Information

Total Project Cost	
Initial Cost	240,000.00
Maintenace/Cost of Operation	$0.00
Maintenance Cost Over 5 years	$0.00
TOTAL INVESTMENT	$240,000.00
Est Salvage Value of Asset	$0.00
EST INITIAL INVESTMENT	$240,000.00

Description of Expenditure

Roof repairs and 2 boiler replacement & controls

Justification Information

Roof leaks

MUNIS Financial Information

Funding Source	$240,000.00	General Levy Borrowing	2022
	$240,000.00		
Expenditure	$40,000.00	2 Boiler Replacements & Controls	2022
Expenditure	$200,000.00	Roof Repairs	2022
	$240,000.00		

How will this improve our service level and efficiency

Repairs needed

CIP-Expenditure

City Expenditure ID	463				
Expenditure Name	**POLICE DEPT - POLICE STATION REPAIRS 2023**			**City Project ID**	0
Expenditure Type	MAJ	**Expenditure Status**	ACTIVE		
Category	Building	**Priority**	2		

Department Details

Department	Police	**Department Head**	Police Chief	**Project Contact**	RICK JURKANIS

Budget Information

Add/Replace	Replace	**Replacing Asset**		**Mileage**	0
Useful Life	40	**Condition**	Poor	**Age of Equipment**	0

Financial Information

Total Project Cost	
Initial Cost	390,500.00
Maintenace/Cost of Operation	$0.00
Maintenance Cost Over 5 years	$0.00
TOTAL INVESTMENT	$390,500.00
Est Salvage Value of Asset	$0.00
EST INITIAL INVESTMENT	$390,500.00

Description of Expenditure

fill this in

Justification Information

fill this in

MUNIS Financial Information

Funding Source	$390,500.00	General Levy Borrowing	2023
	$390,500.00		
Expenditure	$65,000.00	Asbestos Removal in the Basement of PD	2023
Expenditure	$315,500.00	Locker Room Renovations (Both)	2023
Expenditure	$10,000.00	Mens Shower Repairs	2023
	$390,500.00		

How will this improve our service level and efficiency

Repairs needed

CIP-Expenditure

City Expenditure ID	23				
Expenditure Name	**Fire Shop - Exhaust System**			**City Project ID**	0
Expenditure Type	MAJ	**Expenditure Status**	ACTIVE		
Category	Building	**Priority**	1		

Department Details

Department	Fire Department	**Department Head**	David Litton	**Project Contact**	

Budget Information

Add/Replace	Replace	**Replacing Asset**		**Mileage**	0
Useful Life	20	**Condition**	Poor	**Age of Equipment**	30

Financial Information

Total Project Cost	
Initial Cost	74,200.00
Maintenace/Cost of Operation	$0.00
Maintenance Cost Over 5 years	$0.00
TOTAL INVESTMENT	$74,200.00
Est Salvage Value of Asset	$0.00
EST INITIAL INVESTMENT	$74,200.00

Description of Expenditure

Replace fire shop exhaust system

Justification Information

Currently the only exhaust capability the shop has is opening the doors and turning on a large fan. This creates the potential for unacceptable levels of exposure to exhaust fumes in the workplace.

MUNIS Financial Information

Funding Source	$74,200.00	General Levy Borrowing	2021
	$74,200.00		
Expenditure	$74,200.00	Exhaust system-Fire shop	2021
	$74,200.00		

How will this improve our service level and efficiency

This will reduce the city's exposure to workers compensation claims potential.

CIP-Expenditure

City Expenditure ID	474				
Expenditure Name	**Flooring Stations 1 and 6**			**City Project ID**	0
Expenditure Type	MAJ	**Expenditure Status**	ACTIVE		
Category	Building	**Priority**	1		

Department Details

Department	Fire Department	**Department Head**	David Litton	**Project Contact**	

Budget Information

Add/Replace	Replace	**Replacing Asset**	1	**Mileage**	1
Useful Life	15	**Condition**	Poor	**Age of Equipment**	30

Financial Information

Total Project Cost	
Initial Cost	37,400.00
Maintenace/Cost of Operation	$0.00
Maintenance Cost Over 5 years	$0.00
TOTAL INVESTMENT	$37,400.00
Est Salvage Value of Asset	$0.00
EST INITIAL INVESTMENT	$37,400.00

Description of Expenditure

New flooring for Fire Stations 1 & 6

Justification Information

Flooring at both locations has reached or exceeded it's expected life span. Much of the flooring at Station 1 is original to the building and will contain asbestos. The flooring is failing in places.

MUNIS Financial Information

Funding Source	$37,400.00	General Levy Borrowing	2023
	$37,400.00		
Expenditure	$18,700.00	Flooring - Station 1	2023
Expenditure	$18,700.00	Flooring/Carpet - Station 6	2023
	$37,400.00		

How will this improve our service level and efficiency

Regular preventative maintenance instead of replacement after failure. In cases where the flooring is failing, this limits risk of injury to employees and visitors.

CIP-Expenditure

City Expenditure ID	473				
Expenditure Name	**Flooring Stations 2 and 7**			**City Project ID**	0
Expenditure Type	MAJ	**Expenditure Status**	ACTIVE		
Category	Building	**Priority**	1		

Department Details

Department	Fire Department	**Department Head**	David Litton	**Project Contact**	

Budget Information

Add/Replace	Replace	**Replacing Asset**	1	**Mileage**	1
Useful Life	15	**Condition**	Poor	**Age of Equipment**	30

Financial Information

Total Project Cost	
Initial Cost	74,700.00
Maintenace/Cost of Operation	$0.00
Maintenance Cost Over 5 years	$0.00
TOTAL INVESTMENT	$74,700.00
Est Salvage Value of Asset	$0.00
EST INITIAL INVESTMENT	$74,700.00

Description of Expenditure

New flooring for Fire Stations 2 & 7, includes tile, linoleum, carpet.

Justification Information

The flooring in these fire stations is original to the buildings and is showing wear, age, and failure. The flooring and mastic is expected to contain asbestos.

MUNIS Financial Information

Funding Source	$74,700.00	General Levy Borrowing	2022
	$74,700.00		
Expenditure	$53,700.00	Flooring - Station 2	2022
Expenditure	$21,000.00	Flooring/Carpet - Station 7	2022
	$74,700.00		

How will this improve our service level and efficiency

General preventative maintenance instead of repairs after failure.

CIP-Expenditure

City Expenditure ID	16				
Expenditure Name	**Flooring/Carpet - Station 4**			**City Project ID**	0
Expenditure Type	MAJ	**Expenditure Status**	ACTIVE		
Category	Building	**Priority**	1		

Department Details

Department	Fire Department	**Department Head**	David Litton	**Project Contact**	

Budget Information

Add/Replace	Replace	**Replacing Asset**	1	**Mileage**	1
Useful Life	15	**Condition**	Poor	**Age of Equipment**	20

Financial Information

Total Project Cost	
Initial Cost	9,150.00
Maintenace/Cost of Operation	$0.00
Maintenance Cost Over 5 years	$0.00
TOTAL INVESTMENT	$9,150.00
Est Salvage Value of Asset	$0.00
EST INITIAL INVESTMENT	$9,150.00

Description of Expenditure

Carpet Replacement at Fire Station 4

Justification Information

The carpeting at Fire Station 4 is past it's useful life, is showing wear, and is beginning to fail. This was removed in 2021, pushed out to 2024.

MUNIS Financial Information

Funding Source	$9,150.00	General Levy Borrowing	2024
	$9,150.00		
Expenditure	$9,150.00	Flooring/Carpet - Station 4	2024
	$9,150.00		

How will this improve our service level and efficiency

Regular facility upkeep. Replacement of worn and failing flooring reduces risk to employees and visiting public.

CIP-Expenditure

City Expenditure ID	20				
Expenditure Name	**Garage Doors/Openers Shop**			**City Project ID**	0
Expenditure Type	MAJ	**Expenditure Status**	ACTIVE		
Category	Building	**Priority**	1		

Department Details

Department	Fire Department	**Department Head**	David Litton	**Project Contact**	

Budget Information

Add/Replace	Replace	**Replacing Asset**	1	**Mileage**	1
Useful Life	15	**Condition**	Poor	**Age of Equipment**	20

Financial Information

Total Project Cost	
Initial Cost	17,200.00
Maintenace/Cost of Operation	$0.00
Maintenance Cost Over 5 years	$0.00
TOTAL INVESTMENT	$17,200.00
Est Salvage Value of Asset	$0.00
EST INITIAL INVESTMENT	$17,200.00

Description of Expenditure

Garage doors/openers - Fire Department Shop

Justification Information

Garage doors at the fire department shop are extremely large and constantly operating. They wear out quickly and these doors are at their expected life. If the doors do not work the shop is not effective and emergency repairs would be needed. This was deferred in 2021 and pushed back to 2024. The doors to this building are original from 1972.

MUNIS Financial Information

Funding Source	$17,200.00	General Levy Borrowing	2024
	$17,200.00		
Expenditure	$17,200.00	Garage Doors/Openers - Shop	2024
	$17,200.00		

How will this improve our service level and efficiency

Replacing the doors that have reached their useful life will reduce maintenance costs and calls to vendors after hours for emergency repairs.

CIP-Expenditure

City Expenditure ID	475				
Expenditure Name	**Garage Doors/Openers Station 4**			**City Project ID**	0
Expenditure Type	MAJ	**Expenditure Status**	ACTIVE		
Category	Building	**Priority**	1		

Department Details

Department	Fire Department	**Department Head**	David Litton	**Project Contact**	

Budget Information

Add/Replace	Replace	**Replacing Asset**	1	**Mileage**	1
Useful Life	15	**Condition**	Poor	**Age of Equipment**	20

Financial Information

Total Project Cost	
Initial Cost	35,800.00
Maintenace/Cost of Operation	$0.00
Maintenance Cost Over 5 years	$0.00
TOTAL INVESTMENT	$35,800.00
Est Salvage Value of Asset	$0.00
EST INITIAL INVESTMENT	$35,800.00

Description of Expenditure

Garage doors/openers - Stations 4

Justification Information

Garage doors in fire stations are extremely large and constantly operating. They wear out quickly and these doors are at their expected life. If the doors do not work their is a delay in response times which is a disservice to the citizens and opens the city to potential liability.

MUNIS Financial Information

Funding Source	$35,800.00	General Levy Borrowing	2022
	$35,800.00		
Expenditure	$35,800.00	Garage Doors/Openers - Station 4	2022
	$35,800.00		

How will this improve our service level and efficiency

Replacing the doors that have reached their useful life will reduce maintenance costs and calls to vendors after hours for emergency repairs.

CIP-Expenditure

City Expenditure ID	476				
Expenditure Name	**Garage Doors/Openers Stations 5 & 6**			**City Project ID**	0
Expenditure Type	MAJ	**Expenditure Status**	ACTIVE		
Category	Building	**Priority**	1		

Department Details

Department	Fire Department	**Department Head**	David Litton	**Project Contact**	

Budget Information

Add/Replace	Replace	**Replacing Asset**	1	**Mileage**	1
Useful Life	15	**Condition**	Poor	**Age of Equipment**	20

Financial Information

Total Project Cost	
Initial Cost	64,850.00
Maintenace/Cost of Operation	$0.00
Maintenance Cost Over 5 years	$0.00
TOTAL INVESTMENT	$64,850.00
Est Salvage Value of Asset	$0.00
EST INITIAL INVESTMENT	$64,850.00

Description of Expenditure

Garage doors/openers - Stations 5 & 6

Justification Information

Garage doors in fire stations are extremely large and constantly operating. They wear out quickly and these doors are at their expected life. If the doors do not work their is a delay in response times which is a disservice to the citizens and opens the city to potential liability.

MUNIS Financial Information

Funding Source	$64,850.00	General Levy Borrowing	2023
	$64,850.00		
Expenditure	$37,400.00	Garage Doors/Openers - Station 5	2023
Expenditure	$27,450.00	Garage Doors/Openers - Station 6	2023
	$64,850.00		

How will this improve our service level and efficiency

Replacing the doors that have reached their useful life will reduce maintenance costs and calls to vendors after hours for emergency repairs.

CIP-Expenditure

City Expenditure ID	852				
Expenditure Name	**Garage Doors/Openers Stations 1 and 3**			**City Project ID**	0
Expenditure Type	MAJ	**Expenditure Status**	ACTIVE		
Category	Building	**Priority**	1		

Department Details

Department	Fire Department	**Department Head**	David Litton	**Project Contact**	

Budget Information

Add/Replace	Replace	**Replacing Asset**	NA	**Mileage**	0
Useful Life	25	**Condition**	Poor	**Age of Equipment**	30

Financial Information

Total Project Cost	
Initial Cost	38,200.00
Maintenace/Cost of Operation	$0.00
Maintenance Cost Over 5 years	$0.00
TOTAL INVESTMENT	$38,200.00
Est Salvage Value of Asset	$0.00
EST INITIAL INVESTMENT	$38,200.00

Description of Expenditure

Garage doors/openers - Stations 1 and 3

Justification Information

Garage doors in fire stations are extremely large and constantly operating. They wear out quickly and these doors are at their expected life. If the doors do not work their is a delay in response times which is a disservice to the citizens and opens the city to potential liability.

MUNIS Financial Information

Funding Source	$19,100.00	General Levy Borrowing	2025
Funding Source	$19,100.00	General Levy Borrowing	2025
	$38,200.00		
Expenditure	$19,100.00	Garage Doors/Openers Station 1	2025
Expenditure	$19,100.00	Garage Doors/Openers Station 3	2025
	$38,200.00		

How will this improve our service level and efficiency

Replacing the doors that have reached their useful life will reduce maintenance costs and calls to vendors after hours for emergency repairs.

CIP-Expenditure

City Expenditure ID	855				
Expenditure Name	**Lot/Apron Stations 1 and 3**			**City Project ID**	0
Expenditure Type	MAJ	**Expenditure Status**	ACTIVE		
Category	Building	**Priority**	1		

Department Details

Department	Fire Department	**Department Head**	David Litton	**Project Contact**	

Budget Information

Add/Replace	Replace	**Replacing Asset**	NA	**Mileage**	0
Useful Life	30	**Condition**	Poor	**Age of Equipment**	30

Financial Information

Total Project Cost	
Initial Cost	47,635.00
Maintenace/Cost of Operation	$0.00
Maintenance Cost Over 5 years	$0.00
TOTAL INVESTMENT	$47,635.00
Est Salvage Value of Asset	$0.00
EST INITIAL INVESTMENT	$47,635.00

Description of Expenditure

Replace lots/apron at Fire Stations 1 and 3

Justification Information

The lots and aprons at the fire stations 1 and 3 are cracked and failing. The cracking allows erosion underneath the surface which worsens the situation and can eventually cause a significant failure and damage to fire apparatus.

MUNIS Financial Information

Funding Source	$34,025.00	General Levy Borrowing	2025
Funding Source	$13,610.00	General Levy Borrowing	2025
	$47,635.00		
Expenditure	$34,025.00	Station 1 Apron	2025
Expenditure	$13,610.00	Station 3 Lot	2025
	$47,635.00		

How will this improve our service level and efficiency

Normal preventative maintenance instead of emergency patchwork repairs. Additionally, less chance of damage to fire apparatus and retain the ability to quickly exit the building for a response. Less risk to employees and public from uneven surfaces.

CIP-Expenditure

City Expenditure ID	851				
Expenditure Name	**Windows Station 1 & 3**			**City Project ID**	0
Expenditure Type	MAJ	**Expenditure Status**	ACTIVE		
Category	Grounds	**Priority**	1		

Department Details

Department	Fire Department	**Department Head**	David Litton	**Project Contact**	

Budget Information

Add/Replace	Replace	**Replacing Asset**	NA	**Mileage**	0
Useful Life	25	**Condition**	Poor	**Age of Equipment**	30

Financial Information

Total Project Cost	
Initial Cost	70,000.00
Maintenace/Cost of Operation	$0.00
Maintenance Cost Over 5 years	$0.00
TOTAL INVESTMENT	$70,000.00
Est Salvage Value of Asset	$0.00
EST INITIAL INVESTMENT	$70,000.00

Description of Expenditure

Windows for Stations 1 and 3

Justification Information

The windows in Station 1 and Station 3. Both stations windows are beyond useful life and have failing mechanisms, which can cause serious injury.

MUNIS Financial Information

Funding Source	$35,000.00	General Levy Borrowing	2025
Funding Source	$35,000.00	General Levy Borrowing	2025
	$70,000.00		
Expenditure	$35,000.00	Window Replacement Station 3	2025
Expenditure	$35,000.00	Windows Station 1	2025
	$70,000.00		

How will this improve our service level and efficiency

The energy efficiency of windows has improved dramatically in the last 40 years. This replacement should cause reduced energy bills.

CIP-Expenditure

City Expenditure ID	856				
Expenditure Name	**HVAC Stations 1 and 3**			**City Project ID**	0
Expenditure Type	MAJ	**Expenditure Status**	ACTIVE		
Category	Building	**Priority**	1		

Department Details

Department	Fire Department	**Department Head**	David Litton	**Project Contact**	

Budget Information

Add/Replace	Replace	**Replacing Asset**	NA	**Mileage**	0
Useful Life	25	**Condition**	Fair	**Age of Equipment**	50

Financial Information

Total Project Cost	
Initial Cost	211,000.00
Maintenace/Cost of Operation	$200.00
Maintenance Cost Over 5 years	$1,000.00
TOTAL INVESTMENT	$212,000.00
Est Salvage Value of Asset	$0.00
EST INITIAL INVESTMENT	$211,000.00

Description of Expenditure

Replace HVAC/Boiler Systems and radiators at Fire Stations 1 and 3

Justification Information

The HVAC systems at Fire Stations 1 and 3 have reached their expected life span. These stations rely on a complex system of roof top units working in conjunction with boilers and radiators. The radiators in both stations are original and perform very poorly, including leaking scalding hot water. The systems have air trapped in them which causes constant pressure shifts that put extreme pressure on the pipes and cause significant movement of the pipes, which makes the leaking worse. Temperature control is difficult at best and extreme temperatures inside the building are not uncommon.

MUNIS Financial Information

Funding Source	$108,900.00	General Levy Borrowing	2025
Funding Source	$102,100.00	General Levy Borrowing	2025
	$211,000.00		
Expenditure	$108,900.00	Station 1 HVAC	2025
Expenditure	$102,100.00	Station 3 HVAC	2025
	$211,000.00		

How will this improve our service level and efficiency

Replacement of antiquated systems that leak and are not efficient should lead to reduced energy consumption and reduced operating costs.

CIP-Expenditure

City Expenditure ID	857				
Expenditure Name	**Water Heater Replacement Stations 1 and 3**			**City Project ID**	0
Expenditure Type	MAJ	**Expenditure Status**	ACTIVE		
Category	Building	**Priority**	1		

Department Details

Department	Fire Department	**Department Head**	David Litton	**Project Contact**	

Budget Information

Add/Replace	Replace	**Replacing Asset**	NA	**Mileage**	0
Useful Life	10	**Condition**	Poor	**Age of Equipment**	25

Financial Information

Total Project Cost	
Initial Cost	27,220.00
Maintenace/Cost of Operation	$100.00
Maintenance Cost Over 5 years	$500.00
TOTAL INVESTMENT	$27,720.00
Est Salvage Value of Asset	$0.00
EST INITIAL INVESTMENT	$27,220.00

Description of Expenditure

Replace commercial water heaters at Fire Stations 1 and 3.

Justification Information

The water heaters at Fire Stations 1 and 3 have passed their life expectancy and do not perform well.

MUNIS Financial Information

Funding Source	$13,610.00	General Levy Borrowing	2025
Funding Source	$13,610.00	General Levy Borrowing	2025
	$27,220.00		
Expenditure	$13,610.00	Water Heater Station 1	2025
Expenditure	$13,610.00	Water Heater Station 3	2025
	$27,220.00		

How will this improve our service level and efficiency

Energy efficiency and less water consumption.

CIP-Expenditure

City Expenditure ID	858				
Expenditure Name	**Commercial Dishwasher Station 7**			**City Project ID**	0
Expenditure Type	MAJ	**Expenditure Status**	ACTIVE		
Category	Building	**Priority**	2		

Department Details

Department	Fire Department	**Department Head**	David Litton	**Project Contact**	

Budget Information

Add/Replace	Add	**Replacing Asset**		**Mileage**	0
Useful Life	0	**Condition**		**Age of Equipment**	0

Financial Information

Total Project Cost	
Initial Cost	17,700.00
Maintenace/Cost of Operation	$50.00
Maintenance Cost Over 5 years	$250.00
TOTAL INVESTMENT	$17,950.00
Est Salvage Value of Asset	$0.00
EST INITIAL INVESTMENT	$17,700.00

Description of Expenditure

Purchase, plumbing, and installation of Commercial Dishwasher at Station 7.

Justification Information

All Fire Stations are being supplied with commercial dishwashers. The dishwashers reach temperatures high enough to sanitize the dishes. This helps to reduce transmission of germs and illness in the communal setting of a fire station. It provides a safer work environment for personnel. It is not uncommon for illness to spread quickly in a fire station given exposure to ill patients and 24 hour exposure to each other.

MUNIS Financial Information

Funding Source	$17,700.00	General Levy Borrowing	2025
	$17,700.00		
Expenditure	$17,700.00	Station 7 Commercial Dishwasher	2025
	$17,700.00		

How will this improve our service level and efficiency

Reduced water usage. Improved sanitization and a safer working environment should help to reduce illness amongst the workforce.

CIP-Expenditure

City Expenditure ID	861				
Expenditure Name	**Lot Station 7**			**City Project ID**	0
Expenditure Type	MAJ	**Expenditure Status**	ACTIVE		
Category	Grounds	**Priority**	1		

Department Details

Department	Fire Department	**Department Head**	David Litton	**Project Contact**	

Budget Information

Add/Replace	Replace	**Replacing Asset**	none	**Mileage**	1
Useful Life	25	**Condition**	Poor	**Age of Equipment**	30

Financial Information

Total Project Cost	
Initial Cost	19,550.00
Maintenace/Cost of Operation	$0.00
Maintenance Cost Over 5 years	$0.00
TOTAL INVESTMENT	$19,550.00
Est Salvage Value of Asset	$0.00
EST INITIAL INVESTMENT	$19,550.00

Description of Expenditure

Repave main parking lot at Station 7

Justification Information

The main parking lot at Station 7 is cracked and failing. The cracking allows erosion underneath the surface which worsens the situation and can eventually cause a significant failure and damage to fire apparatus and vehicles. It also creates a slip/trip/fall hazard for the visiting public and employees.

MUNIS Financial Information

Funding Source	$19,550.00	General Levy Borrowing	2024
	$19,550.00		
Expenditure	$19,550.00	Lot Station 7	2024
	$19,550.00		

How will this improve our service level and efficiency

Normal preventative maintenance instead of emergency patchwork repairs. Additionally, less chance of damage to fire apparatus and vehicles. Less risk to employees and public from uneven surfaces.

CIP-Expenditure

City Expenditure ID	850				
Expenditure Name	**Roof - Fire Shop**			**City Project ID**	0
Expenditure Type	MAJ	**Expenditure Status**	ACTIVE		
Category	Building	**Priority**	1		

Department Details

Department	Fire Department	**Department Head**	David Litton	**Project Contact**	

Budget Information

Add/Replace	Replace	**Replacing Asset**	none	**Mileage**	1
Useful Life	25	**Condition**	Poor	**Age of Equipment**	30

Financial Information

Total Project Cost	
Initial Cost	78,000.00
Maintenace/Cost of Operation	$0.00
Maintenance Cost Over 5 years	$0.00
TOTAL INVESTMENT	$78,000.00
Est Salvage Value of Asset	$0.00
EST INITIAL INVESTMENT	$78,000.00

Description of Expenditure

New Roof (pitched metal) Fire Department Shop

Justification Information

Roof has reached expected life span. The replacement is normal preventative maintenance.

MUNIS Financial Information

Funding Source	$78,000.00	General Levy Borrowing	2025
	$78,000.00		
Expenditure	$78,000.00	Roof - Fire Shop	2025
	$78,000.00		

How will this improve our service level and efficiency

Replacing the roof at the end of it's expected life span will reduce the risk of leaks needing repair and causing other damage.

CIP-Expenditure

City Expenditure ID	890				
Expenditure Name	**Solar Array Station 4**			**City Project ID**	0
Expenditure Type	MAJ	**Expenditure Status**	ACTIVE		
Category	Building	**Priority**	3		

Department Details

Department	Fire Department	**Department Head**	David Litton	**Project Contact**	Melissa Schmitz

Budget Information

Add/Replace	Add	**Replacing Asset**		**Mileage**	0
Useful Life	0	**Condition**		**Age of Equipment**	0

Financial Information

Total Project Cost	
Initial Cost	25,000.00
Maintenace/Cost of Operation	$100.00
Maintenance Cost Over 5 years	$500.00
TOTAL INVESTMENT	$25,500.00
Est Salvage Value of Asset	$0.00
EST INITIAL INVESTMENT	$25,000.00

Description of Expenditure

12 KW Roof Mounted Solar array to provide power for Station 4.

Justification Information

Station #4 has been identified as an ideal location for a solar array. It's highly visible to the public and a modestly sized array would reduce electrical usage by ~13%. Coupling a solar array with any planned energy efficiency upgrades would further decrease your operating expenses at that station.

MUNIS Financial Information

Funding Source	$25,000.00	General Levy Borrowing	2022
	$25,000.00		
Expenditure	$25,000.00	Solar Array Fire Station 5	2022
	$25,000.00		

How will this improve our service level and efficiency

A modestly sized array would reduce electrical usage by ~13%. Coupling a solar array with any planned energy efficiency upgrades would further decrease your operating expenses at that station.

CIP-Expenditure

City Expenditure ID	891				
Expenditure Name	**Turnout Gear 2021**			**City Project ID**	0
Expenditure Type	MAJ	**Expenditure Status**	ACTIVE		
Category	Other	**Priority**	1		

Department Details

Department	Fire Department	**Department Head**	David Litton	**Project Contact**	David Litton

Budget Information

Add/Replace	Replace	**Replacing Asset**	NA	**Mileage**	0
Useful Life	10	**Condition**	Fair	**Age of Equipment**	5

Financial Information

Total Project Cost	
Initial Cost	114,696.00
Maintenace/Cost of Operation	$0.00
Maintenance Cost Over 5 years	$0.00
TOTAL INVESTMENT	$114,696.00
Est Salvage Value of Asset	$2,060.00
EST INITIAL INVESTMENT	$112,636.00

Description of Expenditure

Regular Annual replacement of Turnout gear.

Justification Information

Turnout gear has a 10 year life cycle per NFPA standards. Each employee has 2 sets of gear so that it can be washed and dried for cancer reduction efforts. While soiled gear is washed and dried, personnel must still have gear so they use there older "back up" gear. Gear is replaced annually in batches once it reaches the 5 year mark. 5 year old gear is moved to "back up" status and 10 year old gear must be replaced.

MUNIS Financial Information

Funding Source	$112,636.00	General Levy Borrowing	2021
	$112,636.00		
Expenditure	$112,636.00	Turnout Gear 2021	2021
	$112,636.00		

How will this improve our service level and efficiency

This allows us to continue to provide service to the community uninterrupted. Gear washing after every exposure to fire smoke and chemicals reduces the risk of cancer among firefighters, which may be processed as a workers compensation or disability claim.

CIP-Expenditure

City Expenditure ID	469				
Expenditure Name	**Windows 2024 Station 6**			**City Project ID**	0
Expenditure Type	MAJ	**Expenditure Status**	ACTIVE		
Category	Building	**Priority**	1		

Department Details

Department	Fire Department	**Department Head**	David Litton	**Project Contact**	

Budget Information

Add/Replace	Replace	**Replacing Asset**	none	**Mileage**	1
Useful Life	25	**Condition**	Poor	**Age of Equipment**	30

Financial Information

Total Project Cost	
Initial Cost	13,025.00
Maintenace/Cost of Operation	$0.00
Maintenance Cost Over 5 years	$0.00
TOTAL INVESTMENT	$13,025.00
Est Salvage Value of Asset	$0.00
EST INITIAL INVESTMENT	$13,025.00

Description of Expenditure

Windows for Stations 6

Justification Information

The windows in Station 6 are original to the building, which was built in 1969.

MUNIS Financial Information

Funding Source	$13,025.00	General Levy Borrowing	2024
	$13,025.00		
Expenditure	$13,025.00	Windows - Station 6	2024
	$13,025.00		

How will this improve our service level and efficiency

The energy efficiency of windows has improved dramatically since 1969. This replacement should cause reduced energy bills.

CIP-Expenditure

City Expenditure ID	471				
Expenditure Name	**Lot/Apron Station 6**			**City Project ID**	0
Expenditure Type	MAJ	**Expenditure Status**	ACTIVE		
Category	Building	**Priority**	1		

Department Details

Department	Fire Department	**Department Head**	David Litton	**Project Contact**	

Budget Information

Add/Replace	Replace	**Replacing Asset**	none	**Mileage**	1
Useful Life	25	**Condition**	Poor	**Age of Equipment**	30

Financial Information

Total Project Cost	
Initial Cost	12,000.00
Maintenace/Cost of Operation	$0.00
Maintenance Cost Over 5 years	$0.00
TOTAL INVESTMENT	$12,000.00
Est Salvage Value of Asset	$0.00
EST INITIAL INVESTMENT	$12,000.00

Description of Expenditure

Repave lots/aprons

Justification Information

The lots and aprons at this station are cracked and failing. The cracking allows erosion underneath the surface which worsens the situation and can eventually cause a significant failure and damage to fire apparatus.

MUNIS Financial Information

Funding Source	$12,000.00	General Levy Borrowing	2022
	$12,000.00		
Expenditure	$12,000.00	Lot/Apron - Station 6	2022
	$12,000.00		

How will this improve our service level and efficiency

Normal preventative maintenance instead of emergency patchwork repairs. Additionally, less chance of damage to fire apparatus and retain the ability to quickly exit the building for a response. Less risk to employees and public from uneven surfaces.

CIP-Expenditure

City Expenditure ID	472				
Expenditure Name	**Lot/Apron Shop**			**City Project ID**	0
Expenditure Type	MAJ	**Expenditure Status**	ACTIVE		
Category	Building	**Priority**	1		

Department Details

Department	Fire Department	**Department Head**	David Litton	**Project Contact**	

Budget Information

Add/Replace	Replace	**Replacing Asset**	none	**Mileage**	1
Useful Life	25	**Condition**	Poor	**Age of Equipment**	30

Financial Information

Total Project Cost	
Initial Cost	18,750.00
Maintenace/Cost of Operation	$0.00
Maintenance Cost Over 5 years	$0.00
TOTAL INVESTMENT	$18,750.00
Est Salvage Value of Asset	$0.00
EST INITIAL INVESTMENT	$18,750.00

Description of Expenditure

Repave lots/aprons

Justification Information

The lots and aprons at the fire department shop are cracked and failing. The cracking allows erosion underneath the surface which worsens the situation and can eventually cause a significant failure and damage to fire apparatus.

MUNIS Financial Information

Funding Source	$18,750.00	General Levy Borrowing	2023
	$18,750.00		
Expenditure	$18,750.00	Lot/Apron - Shop	2023
	$18,750.00		

How will this improve our service level and efficiency

Normal preventative maintenance instead of emergency patchwork repairs. Additionally, less chance of damage to fire apparatus and retain the ability to quickly exit the building for a response. Less risk to employees and public from uneven surfaces.

CIP-Expenditure

City Expenditure ID	467				
Expenditure Name	**HVAC 2022**			**City Project ID**	0
Expenditure Type	MAJ	**Expenditure Status**	ACTIVE		
Category	Building	**Priority**	1		

Department Details

Department	Fire Department	**Department Head**	David Litton	**Project Contact**	

Budget Information

Add/Replace	Replace	**Replacing Asset**	1	**Mileage**	1
Useful Life	20	**Condition**	Poor	**Age of Equipment**	20

Financial Information

Total Project Cost	
Initial Cost	23,850.00
Maintenace/Cost of Operation	$0.00
Maintenance Cost Over 5 years	$0.00
TOTAL INVESTMENT	$23,850.00
Est Salvage Value of Asset	$0.00
EST INITIAL INVESTMENT	$23,850.00

Description of Expenditure

HVAC for Stations 6 (South)

Justification Information

Justification

MUNIS Financial Information

Funding Source	$23,850.00	General Levy Borrowing	2022
	$23,850.00		
Expenditure	$23,850.00	HVAC - Station 6 (South)	2022
	$23,850.00		

How will this improve our service level and efficiency

Efficiency

CIP-Expenditure

City Expenditure ID	468				
Expenditure Name	**Windows Station 5 & Fire Shop**			**City Project ID**	0
Expenditure Type	MAJ	**Expenditure Status**	ACTIVE		
Category	Building	**Priority**	1		

Department Details

Department	Fire Department	**Department Head**	David Litton	**Project Contact**	

Budget Information

Add/Replace	Replace	**Replacing Asset**	none	**Mileage**	1
Useful Life	25	**Condition**	Poor	**Age of Equipment**	30

Financial Information

Total Project Cost	
Initial Cost	36,000.00
Maintenace/Cost of Operation	$0.00
Maintenance Cost Over 5 years	$0.00
TOTAL INVESTMENT	$36,000.00
Est Salvage Value of Asset	$0.00
EST INITIAL INVESTMENT	$36,000.00

Description of Expenditure

Windows for Stations 5 & Shop

Justification Information

Windows in both locations are orginal to the buildings. Shop windows are more than 60 years old, Station 5 windows are 25 years old.

MUNIS Financial Information

Funding Source	$36,000.00	General Levy Borrowing	2022
	$36,000.00		
Expenditure	$6,000.00	Windows - Shop	2022
Expenditure	$30,000.00	Windows - Station 5	2022
	$36,000.00		

How will this improve our service level and efficiency

Energy Efficiency

CIP-Expenditure

City Expenditure ID	21				
Expenditure Name	**Kitchen - Upper Cabinets - Station 5**			**City Project ID**	0
Expenditure Type	MAJ	**Expenditure Status**	ACTIVE		
Category	Building	**Priority**	1		

Department Details

Department	Fire Department	**Department Head**	David Litton	**Project Contact**	

Budget Information

Add/Replace	Replace	**Replacing Asset**	1	**Mileage**	1
Useful Life	25	**Condition**	Poor	**Age of Equipment**	25

Financial Information

Total Project Cost	
Initial Cost	12,000.00
Maintenace/Cost of Operation	$0.00
Maintenance Cost Over 5 years	$0.00
TOTAL INVESTMENT	$12,000.00
Est Salvage Value of Asset	$0.00
EST INITIAL INVESTMENT	$12,000.00

Description of Expenditure

Kitchen cabinets

Justification Information

Cabinetry in this station has reached it's useful life. The majority of the cabinets in this station were replaced when the building flooded. This replacement is only the cabinets that were not replaced during the flood.

MUNIS Financial Information

Funding Source	$12,000.00	General Levy Borrowing	2022
	$12,000.00		
Expenditure	$12,000.00	Kitchen - Station 5 upper cabinets	2022
	$12,000.00		

How will this improve our service level and efficiency

Regular preventative maintenance rather than repair or replacement after failure.

CIP-Expenditure

City Expenditure ID	30				
Expenditure Name	**Station Alerting System**			**City Project ID**	0
Expenditure Type	MAJ	**Expenditure Status**	ACTIVE		
Category	Building	**Priority**	1		

Department Details

Department	Fire Department	**Department Head**	David Litton	**Project Contact**	

Budget Information

Add/Replace	Replace	**Replacing Asset**	0	**Mileage**	1
Useful Life	20	**Condition**	Poor	**Age of Equipment**	30

Financial Information

Total Project Cost	
Initial Cost	800,000.00
Maintenace/Cost of Operation	$0.00
Maintenance Cost Over 5 years	$0.00
TOTAL INVESTMENT	$800,000.00
Est Salvage Value of Asset	$0.00
EST INITIAL INVESTMENT	$800,000.00

Description of Expenditure

Fire Station Alerting is the system used to notify personnel in the fire station of an incident they need to respond to. The system includes computer hardware and software, speakers, lighting systems, information displays and building systems control equipment.

Justification Information

The current station alerting system is nothing more than a system that receives a radio signal. There is no information display. The speakers are not designed specifically for the use in the building, making them very hard to understand. There is no control of building systems or lighting systems. There is no redundancy in the system or failsafe in the event of an equipment failure.

MUNIS Financial Information

Funding Source	$800,000.00	General Levy Borrowing	2022
	$800,000.00		
Expenditure	$800,000.00	Station alerting system	2022
	$800,000.00		

How will this improve our service level and efficiency

The system will shorten the time that it takes to notify personnel of an emergency and provide a route to respond. The system will also function to reduce stress levels caused by the current system as it is extremely loud and assaulting when it sounds. This could help to reduce long term healthcare costs amongst personnel. The system will also shut off lights and some appliances when triggered, creating a more energy efficient and safer environment.

CIP-Expenditure

City Expenditure ID	19				
Expenditure Name	**HVAC 2021**			**City Project ID**	0
Expenditure Type	MAJ	**Expenditure Status**	ACTIVE		
Category	Building	**Priority**	1		

Department Details

Department	Fire Department	**Department Head**	David Litton	**Project Contact**	

Budget Information

Add/Replace	Replace	**Replacing Asset**	1	**Mileage**	1
Useful Life	20	**Condition**	Poor	**Age of Equipment**	20

Financial Information

Total Project Cost	
Initial Cost	146,300.00
Maintenace/Cost of Operation	$0.00
Maintenance Cost Over 5 years	$0.00
TOTAL INVESTMENT	$146,300.00
Est Salvage Value of Asset	$0.00
EST INITIAL INVESTMENT	$146,300.00

Description of Expenditure

HVAC for Stations 4 & Shop

Justification Information

These HVAC System have reached their useful life. The HVAC system at the fire shop is extremely poor and inefficient. Station 4 was deferred to 2026 due to budgeting concerns.

MUNIS Financial Information

Funding Source	$27,500.00	General Levy Borrowing	2021
	$27,500.00		
Expenditure	$27,500.00	HVAC - Shop	2021
	$27,500.00		

How will this improve our service level and efficiency

Increased energy efficiency

CIP-Expenditure

City Expenditure ID	17				
Expenditure Name	**Station 7 Windows**			**City Project ID**	0
Expenditure Type	MAJ	**Expenditure Status**	ACTIVE		
Category	Building	**Priority**	1		

Department Details

Department	Fire Department	**Department Head**	David Litton	**Project Contact**	

Budget Information

Add/Replace	Replace	**Replacing Asset**	none	**Mileage**	1
Useful Life	25	**Condition**	Poor	**Age of Equipment**	39

Financial Information

Total Project Cost	
Initial Cost	17,900.00
Maintenace/Cost of Operation	$0.00
Maintenance Cost Over 5 years	$0.00
TOTAL INVESTMENT	$17,900.00
Est Salvage Value of Asset	$0.00
EST INITIAL INVESTMENT	$17,900.00

Description of Expenditure

Windows for Stations 7

Justification Information

The windows in Station 7 are original to the building, approaching 40 years old. This was deferred in 2021, pushed to 2025.

MUNIS Financial Information

Funding Source	$17,900.00	General Levy Borrowing	2025
	$17,900.00		
Expenditure	$17,900.00	Windows - Station 7	2025
	$17,900.00		

How will this improve our service level and efficiency

The energy efficiency of windows has improved dramatically in the last 40 years. This replacement should cause reduced energy bills.

CIP-Expenditure

City Expenditure ID	18				
Expenditure Name	**Roof - Station 4**			**City Project ID**	0
Expenditure Type	MAJ	**Expenditure Status**	ACTIVE		
Category	Building	**Priority**	1		

Department Details

Department	Fire Department	**Department Head**	David Litton	**Project Contact**	

Budget Information

Add/Replace	Replace	**Replacing Asset**	none	**Mileage**	1
Useful Life	25	**Condition**	Poor	**Age of Equipment**	30

Financial Information

Total Project Cost	
Initial Cost	60,000.00
Maintenace/Cost of Operation	$0.00
Maintenance Cost Over 5 years	$0.00
TOTAL INVESTMENT	$60,000.00
Est Salvage Value of Asset	$0.00
EST INITIAL INVESTMENT	$60,000.00

Description of Expenditure

New Roof (pitched shingle) for Station 4

Justification Information

Roof has reached expected life span. The replacement is normal preventative maintenance. Roof was evaluated in December 2020 and found to be lacking sufficient insulation and water and ice shielding. Personnel assigned there have noted ice dams that have lead to minor leaks. There are also cracks in the masonry were the two roofs meet.

MUNIS Financial Information

Funding Source	$60,000.00	General Levy Borrowing	2021
	$60,000.00		
Expenditure	$60,000.00	Station 4 Roof Replacement	2021
	$60,000.00		

How will this improve our service level and efficiency

Replacing the roof at the end of it's expected life span will reduce the risk of leaks needing repair and causing other damage.

CIP-Expenditure

City Expenditure ID	812				
Expenditure Name	**13th - 9th to Hickory Hill Reconstruction**			**City Project ID**	0
Expenditure Type	MAJ	**Expenditure Status**	ACTIVE		
Category	Roads	**Priority**	1		

Department Details

Department	DPW CITY HALL-OPERATIONS	**Department Head**	Steven Grenier	**Project Contact**	James Brunette

Budget Information

Add/Replace		**Replacing Asset**		**Mileage**	0
Useful Life	0	**Condition**		**Age of Equipment**	0

Financial Information

Total Project Cost	
Initial Cost	469,200.00
Maintenace/Cost of Operation	$0.00
Maintenance Cost Over 5 years	$0.00
TOTAL INVESTMENT	$469,200.00
Est Salvage Value of Asset	$0.00
EST INITIAL INVESTMENT	$469,200.00

Description of Expenditure

description

Justification Information

justification

MUNIS Financial Information

Funding Source	$469,200.00	General Levy Borrowing	2024
	$469,200.00		
Expenditure	$469,200.00	13th - 9th to Hickory Hill Reconstruction	2024
	$469,200.00		

How will this improve our service level and efficiency

efficiency

CIP-Expenditure

City Expenditure ID	799				
Expenditure Name	**13th - W. Mason to Howard Reconstruction**			**City Project ID**	0
Expenditure Type	MAJ	**Expenditure Status**	ACTIVE		
Category	Roads	**Priority**	1		

Department Details

Department	DPW CITY HALL-OPERATIONS	**Department Head**	Steven Grenier	**Project Contact**	James Brunette

Budget Information

Add/Replace		**Replacing Asset**		**Mileage**	0
Useful Life	0	**Condition**		**Age of Equipment**	0

Financial Information

Total Project Cost	
Initial Cost	601,800.00
Maintenace/Cost of Operation	$0.00
Maintenance Cost Over 5 years	$0.00
TOTAL INVESTMENT	$601,800.00
Est Salvage Value of Asset	$0.00
EST INITIAL INVESTMENT	$601,800.00

Description of Expenditure

description

Justification Information

justification

MUNIS Financial Information

Funding Source	$601,800.00	General Levy Borrowing	2023
	$601,800.00		
Expenditure	$601,800.00	13th - W. Mason to Howard Reconstruction	2023
	$601,800.00		

How will this improve our service level and efficiency

efficiency

CIP-Expenditure

City Expenditure ID	815				
Expenditure Name	**4th Street - Broadway to S Maple Reconstruction**			**City Project ID**	0
Expenditure Type	MAJ	**Expenditure Status**	ACTIVE		
Category	Roads	**Priority**	1		

Department Details

Department	DPW CITY HALL-OPERATIONS	**Department Head**	Steven Grenier	**Project Contact**	James Brunette

Budget Information

Add/Replace		**Replacing Asset**		**Mileage**	0
Useful Life	0	**Condition**		**Age of Equipment**	0

Financial Information

Total Project Cost	
Initial Cost	243,000.00
Maintenace/Cost of Operation	$0.00
Maintenance Cost Over 5 years	$0.00
TOTAL INVESTMENT	$243,000.00
Est Salvage Value of Asset	$0.00
EST INITIAL INVESTMENT	$243,000.00

Description of Expenditure

description

Justification Information

justification

MUNIS Financial Information

Funding Source	$243,000.00	General Levy Borrowing	2024
	$243,000.00		
Expenditure	$243,000.00	4th Street - Broadway to S Maple Reconstruction	2024
	$243,000.00		

How will this improve our service level and efficiency

efficiency

CIP-Expenditure

City Expenditure ID	872				
Expenditure Name	**Annual Bridge Inspections**			**City Project ID**	0
Expenditure Type	MAJ	**Expenditure Status**	ACTIVE		
Category	Bridges	**Priority**	1		

Department Details

Department	DPW CITY HALL-OPERATIONS	**Department Head**	Steven Grenier	**Project Contact**	Trista Hobbs

Budget Information

Add/Replace		**Replacing Asset**		**Mileage**	0
Useful Life	0	**Condition**		**Age of Equipment**	0

Financial Information

Total Project Cost	
Initial Cost	20,000.00
Maintenace/Cost of Operation	$0.00
Maintenance Cost Over 5 years	$0.00
TOTAL INVESTMENT	$20,000.00
Est Salvage Value of Asset	$0.00
EST INITIAL INVESTMENT	$20,000.00

Description of Expenditure

Description

Justification Information

Justification

MUNIS Financial Information

Funding Source	$20,000.00	General Levy Borrowing	2021
	$20,000.00		
Expenditure	$20,000.00	Annual Bridge Inspections	2021
	$20,000.00		

How will this improve our service level and efficiency

Efficiency

CIP-Expenditure

City Expenditure ID	873				
Expenditure Name	**Annual Bridge Inspections**			**City Project ID**	0
Expenditure Type	MAJ	**Expenditure Status**	ACTIVE		
Category	Bridges	**Priority**	1		

Department Details

Department	DPW CITY HALL-OPERATIONS	**Department Head**	Steven Grenier	**Project Contact**	Trista Hobbs

Budget Information

Add/Replace		**Replacing Asset**		**Mileage**	0
Useful Life	0	**Condition**		**Age of Equipment**	0

Financial Information

Total Project Cost	
Initial Cost	20,000.00
Maintenace/Cost of Operation	$0.00
Maintenance Cost Over 5 years	$0.00
TOTAL INVESTMENT	$20,000.00
Est Salvage Value of Asset	$0.00
EST INITIAL INVESTMENT	$20,000.00

Description of Expenditure

Description

Justification Information

Justification

MUNIS Financial Information

Funding Source	$20,000.00	General Levy Borrowing	2022
	$20,000.00		
Expenditure	$20,000.00	Annual Bridge Inspections	2022
	$20,000.00		

How will this improve our service level and efficiency

Efficiency

CIP-Expenditure

City Expenditure ID	874				
Expenditure Name	**Annual Bridge Inspections**			**City Project ID**	0
Expenditure Type	MAJ	**Expenditure Status**	ACTIVE		
Category	Bridges	**Priority**	1		

Department Details

Department	DPW CITY HALL-OPERATIONS	**Department Head**	Steven Grenier	**Project Contact**	Trista Hobbs

Budget Information

Add/Replace		**Replacing Asset**		**Mileage**	0
Useful Life	0	**Condition**		**Age of Equipment**	0

Financial Information

Total Project Cost	
Initial Cost	20,000.00
Maintenace/Cost of Operation	$0.00
Maintenance Cost Over 5 years	$0.00
TOTAL INVESTMENT	$20,000.00
Est Salvage Value of Asset	$0.00
EST INITIAL INVESTMENT	$20,000.00

Description of Expenditure

Description

Justification Information

Justification

MUNIS Financial Information

Funding Source	$20,000.00	General Levy Borrowing	2023
	$20,000.00		
Expenditure	$20,000.00	Annual Bridge Inspections	2023
	$20,000.00		

How will this improve our service level and efficiency

Efficiency

CIP-Expenditure

City Expenditure ID	875				
Expenditure Name	**Annual Bridge Inspections**			**City Project ID**	0
Expenditure Type	MAJ	**Expenditure Status**	ACTIVE		
Category	Bridges	**Priority**	1		

Department Details

Department	DPW CITY HALL-OPERATIONS	**Department Head**	Steven Grenier	**Project Contact**	Trista Hobbs

Budget Information

Add/Replace		**Replacing Asset**		**Mileage**	0
Useful Life	0	**Condition**		**Age of Equipment**	0

Financial Information

Total Project Cost	
Initial Cost	20,000.00
Maintenace/Cost of Operation	$0.00
Maintenance Cost Over 5 years	$0.00
TOTAL INVESTMENT	$20,000.00
Est Salvage Value of Asset	$0.00
EST INITIAL INVESTMENT	$20,000.00

Description of Expenditure

Description

Justification Information

Justification

MUNIS Financial Information

Funding Source	$20,000.00	General Levy Borrowing	2024
	$20,000.00		
Expenditure	$20,000.00	Annual Bridge Inspections	2024
	$20,000.00		

How will this improve our service level and efficiency

Efficiency

CIP-Expenditure

City Expenditure ID	876				
Expenditure Name	**Annual Bridge Inspections**			**City Project ID**	0
Expenditure Type	MAJ	**Expenditure Status**	ACTIVE		
Category	Bridges	**Priority**	1		

Department Details

Department	DPW CITY HALL-OPERATIONS	**Department Head**	Steven Grenier	**Project Contact**	Trista Hobbs

Budget Information

Add/Replace		**Replacing Asset**		**Mileage**	0
Useful Life	0	**Condition**		**Age of Equipment**	0

Financial Information

Total Project Cost	
Initial Cost	20,000.00
Maintenace/Cost of Operation	$0.00
Maintenance Cost Over 5 years	$0.00
TOTAL INVESTMENT	$20,000.00
Est Salvage Value of Asset	$0.00
EST INITIAL INVESTMENT	$20,000.00

Description of Expenditure

Description

Justification Information

Justification

MUNIS Financial Information

Funding Source	$20,000.00	General Levy Borrowing	2025
	$20,000.00		
Expenditure	$20,000.00	Annual Bridge Inspections	2025
	$20,000.00		

How will this improve our service level and efficiency

Efficiency

CIP-Expenditure

City Expenditure ID	746				
Expenditure Name	**Ashland Avenue - Howard to RR Tracks Reconstruction**			**City Project ID**	0
Expenditure Type	MAJ	**Expenditure Status**	ACTIVE		
Category	Roads	**Priority**	1		

Department Details

Department	DPW CITY HALL-OPERATIONS	**Department Head**	Steven Grenier	**Project Contact**	James Brunette

Budget Information

Add/Replace		**Replacing Asset**		**Mileage**	0
Useful Life	0	**Condition**		**Age of Equipment**	0

Financial Information

Total Project Cost	
Initial Cost	582,700.00
Maintenace/Cost of Operation	$0.00
Maintenance Cost Over 5 years	$0.00
TOTAL INVESTMENT	$582,700.00
Est Salvage Value of Asset	$0.00
EST INITIAL INVESTMENT	$582,700.00

Description of Expenditure

description

Justification Information

justification

MUNIS Financial Information

Funding Source	$582,700.00	General Levy Borrowing	2022
	$582,700.00		
Expenditure	$582,700.00	Ashland Avenue - Howard to RR Tracks Reconstruction	2022
	$582,700.00		

How will this improve our service level and efficiency

efficiency

CIP-Expenditure

City Expenditure ID	623				
Expenditure Name	**Atkinson Bridge Expansion Joint Replacement**			**City Project ID**	0
Expenditure Type	MAJ	**Expenditure Status**	ACTIVE		
Category	Bridges	**Priority**	1		

Department Details

Department	DPW CITY HALL-OPERATIONS	**Department Head**	Steven Grenier	**Project Contact**	Trista Hobbs

Budget Information

Add/Replace	Replace	**Replacing Asset**		**Mileage**	0
Useful Life	0	**Condition**		**Age of Equipment**	0

Financial Information

Total Project Cost	
Initial Cost	200,000.00
Maintenace/Cost of Operation	$0.00
Maintenance Cost Over 5 years	$0.00
TOTAL INVESTMENT	$200,000.00
Est Salvage Value of Asset	$0.00
EST INITIAL INVESTMENT	$200,000.00

Description of Expenditure

Replacement of expansion joints on the Atkinson Road bridge over CNN railroad.

Justification Information

The existing joints have failed. Infiltration of water, salt and debris can cause damage to the existing embankment and substructure; replacement of these joints is necessary to protect the structure.

MUNIS Financial Information

Funding Source	$200,000.00	General Levy Borrowing	2021
	$200,000.00		
Expenditure	$200,000.00	Atkinson Bridge Expansion Joint Replacement	2021
	$200,000.00		

How will this improve our service level and efficiency

Continued safe travel for users.

CIP-Expenditure

City Expenditure ID	627				
Expenditure Name	**Chantel Road Bridge - Design**			**City Project ID**	0
Expenditure Type	MAJ	**Expenditure Status**	ACTIVE		
Category	Bridges	**Priority**	1		

Department Details

Department	DPW CITY HALL-OPERATIONS	**Department Head**	Steven Grenier	**Project Contact**	Trista Hobbs

Budget Information

Add/Replace	Replace	**Replacing Asset**		**Mileage**	0
Useful Life	0	**Condition**		**Age of Equipment**	0

Financial Information

Total Project Cost	
Initial Cost	120,000.00
Maintenace/Cost of Operation	$0.00
Maintenance Cost Over 5 years	$0.00
TOTAL INVESTMENT	$120,000.00
Est Salvage Value of Asset	$0.00
EST INITIAL INVESTMENT	$120,000.00

Description of Expenditure

Design of replacement bridge for the Chantel Road bridge over Beaver Dam Creek.

Justification Information

The bridge is deteriorated and in need of replacement in order to provide safe transportation for users.

MUNIS Financial Information

Funding Source	$120,000.00	General Levy Borrowing	2023
	$120,000.00		
Expenditure	$120,000.00	Chantel Road Bridge - Construction	2023
	$120,000.00		

How will this improve our service level and efficiency

The deteriorated state of this structure is a safety concern.

CIP-Expenditure

City Expenditure ID	625				
Expenditure Name	**Chantel Road Bridge - Design**			**City Project ID**	0
Expenditure Type	MAJ	**Expenditure Status**	ACTIVE		
Category	Bridges	**Priority**	1		

Department Details

Department	DPW CITY HALL-OPERATIONS	**Department Head**	Steven Grenier	**Project Contact**	Trista Hobbs

Budget Information

Add/Replace	Replace	**Replacing Asset**		**Mileage**	0
Useful Life	0	**Condition**		**Age of Equipment**	0

Financial Information

Total Project Cost	
Initial Cost	15,500.00
Maintenace/Cost of Operation	$0.00
Maintenance Cost Over 5 years	$0.00
TOTAL INVESTMENT	$15,500.00
Est Salvage Value of Asset	$0.00
EST INITIAL INVESTMENT	$15,500.00

Description of Expenditure

Design of replacement bridge for the Chantel Road bridge over Beaver Dam Creek.

Justification Information

The bridge is deteriorated and in need of replacement in order to provide safe transportation for users.

MUNIS Financial Information

Funding Source	$15,500.00	General Levy Borrowing	2021
	$15,500.00		
Expenditure	$15,500.00	Chantel Road Bridge - Design	2021
	$15,500.00		

How will this improve our service level and efficiency

The deteriorated state of this structure is a safety concern.

CIP-Expenditure

City Expenditure ID	626				
Expenditure Name	**Chantel Road Bridge - Design**			**City Project ID**	0
Expenditure Type	MAJ	**Expenditure Status**	ACTIVE		
Category	Bridges	**Priority**	1		

Department Details

Department	DPW CITY HALL-OPERATIONS	**Department Head**	Steven Grenier	**Project Contact**	Trista Hobbs

Budget Information

Add/Replace	Replace	**Replacing Asset**		**Mileage**	0
Useful Life	0	**Condition**		**Age of Equipment**	0

Financial Information

Total Project Cost	
Initial Cost	15,500.00
Maintenace/Cost of Operation	$0.00
Maintenance Cost Over 5 years	$0.00
TOTAL INVESTMENT	$15,500.00
Est Salvage Value of Asset	$0.00
EST INITIAL INVESTMENT	$15,500.00

Description of Expenditure

Design of replacement bridge for the Chantel Road bridge over Beaver Dam Creek.

Justification Information

The bridge is deteriorated and in need of replacement in order to provide safe transportation for users.

MUNIS Financial Information

Funding Source	$15,500.00	General Levy Borrowing	2022
	$15,500.00		
Expenditure	$15,500.00	Chantel Road Bridge - Design	2022
	$15,500.00		

How will this improve our service level and efficiency

The deteriorated state of this structure is a safety concern.

CIP-Expenditure

City Expenditure ID	821				
Expenditure Name	**Chicago Street - Webster to Roosevelt Reconstruction**			**City Project ID**	0
Expenditure Type	MAJ	**Expenditure Status**	ACTIVE		
Category	Roads	**Priority**	1		

Department Details

Department	DPW CITY HALL-OPERATIONS	**Department Head**	Steven Grenier	**Project Contact**	James Brunette

Budget Information

Add/Replace		**Replacing Asset**		**Mileage**	0
Useful Life	0	**Condition**		**Age of Equipment**	0

Financial Information

Total Project Cost	
Initial Cost	376,200.00
Maintenace/Cost of Operation	$0.00
Maintenance Cost Over 5 years	$0.00
TOTAL INVESTMENT	$376,200.00
Est Salvage Value of Asset	$0.00
EST INITIAL INVESTMENT	$376,200.00

Description of Expenditure

description

Justification Information

justification

MUNIS Financial Information

Funding Source	$376,200.00	General Levy Borrowing	2025
	$376,200.00		
Expenditure	$376,200.00	Chicago Street - Webster to Roosevelt Reconstruction	2025
	$376,200.00		

How will this improve our service level and efficiency

efficiency

CIP-Expenditure

City Expenditure ID	612				
Expenditure Name	**City Wide Survey Monuments**			**City Project ID**	0
Expenditure Type	MAJ	**Expenditure Status**	ACTIVE		
Category	Roads	**Priority**	1		

Department Details

Department	DPW CITY HALL-OPERATIONS	**Department Head**	Steven Grenier	**Project Contact**	James Brunette

Budget Information

Add/Replace		**Replacing Asset**		**Mileage**	0
Useful Life	0	**Condition**		**Age of Equipment**	0

Financial Information

Total Project Cost	
Initial Cost	217,000.00
Maintenace/Cost of Operation	$0.00
Maintenance Cost Over 5 years	$0.00
TOTAL INVESTMENT	$217,000.00
Est Salvage Value of Asset	$0.00
EST INITIAL INVESTMENT	$217,000.00

Description of Expenditure

Updating City Datum.

Justification Information

Remove potential for error during conversions

MUNIS Financial Information

Funding Source	$0.00	General Levy Borrowing	2021
Funding Source	$0.00	General Levy Borrowing	2021
Funding Source	$217,000.00	General Levy Borrowing	2021
	$217,000.00		
Expenditure	$217,000.00	City Wide Survey Monuments	2021
Expenditure	$0.00	City Wide Survey Monuments	2021
Expenditure	$0.00	City Wide Survey Monuments	2021
	$217,000.00		

How will this improve our service level and efficiency

Increase efficiency and reduce error.

CIP-Expenditure

City Expenditure ID	802				
Expenditure Name	**City Wide Survey Monuments Construction**			**City Project ID**	0
Expenditure Type	MAJ	**Expenditure Status**	ACTIVE		
Category	Roads	**Priority**	1		

Department Details

Department	DPW CITY HALL-OPERATIONS	**Department Head**	Steven Grenier	**Project Contact**	James Brunette

Budget Information

Add/Replace		**Replacing Asset**		**Mileage**	0
Useful Life	0	**Condition**		**Age of Equipment**	0

Financial Information

Total Project Cost	
Initial Cost	100,000.00
Maintenace/Cost of Operation	$0.00
Maintenance Cost Over 5 years	$0.00
TOTAL INVESTMENT	$100,000.00
Est Salvage Value of Asset	$0.00
EST INITIAL INVESTMENT	$100,000.00

Description of Expenditure

Updating City Datum.

Justification Information

Remove potential for error during conversions

MUNIS Financial Information

Funding Source	$100,000.00	General Levy Borrowing	2023
Funding Source	$0.00	General Levy Borrowing	2023
Funding Source	$0.00	General Levy Borrowing	2023
	$100,000.00		
Expenditure	$100,000.00	City Wide Survey Monuments Construction	2023
Expenditure	$0.00	City Wide Survey Monuments Construction	2023
Expenditure	$0.00	City Wide Survey Monuments Construction	2023
	$100,000.00		

How will this improve our service level and efficiency

Increase efficiency and reduce error.

CIP-Expenditure

City Expenditure ID	777				
Expenditure Name	**Congress - Madison to Monroe Reconstruction**			**City Project ID**	0
Expenditure Type	MAJ	**Expenditure Status**	ACTIVE		
Category	Roads	**Priority**	1		

Department Details

Department	DPW CITY HALL-OPERATIONS	**Department Head**	Steven Grenier	**Project Contact**	James Brunette

Budget Information

Add/Replace		**Replacing Asset**		**Mileage**	0
Useful Life	0	**Condition**		**Age of Equipment**	0

Financial Information

Total Project Cost	
Initial Cost	123,000.00
Maintenace/Cost of Operation	$0.00
Maintenance Cost Over 5 years	$0.00
TOTAL INVESTMENT	$123,000.00
Est Salvage Value of Asset	$0.00
EST INITIAL INVESTMENT	$123,000.00

Description of Expenditure

description

Justification Information

justification

MUNIS Financial Information

Funding Source	$123,000.00	General Levy Borrowing	2023
	$123,000.00		
Expenditure	$123,000.00	Congress - Madison to Monroe Reconstruction	2023
	$123,000.00		

How will this improve our service level and efficiency

efficiency

CIP-Expenditure

City Expenditure ID	819				
Expenditure Name	**Country Club Road Reconstruction - Construction**			**City Project ID**	0
Expenditure Type	MAJ	**Expenditure Status**	ACTIVE		
Category	Roads	**Priority**	1		

Department Details

Department	DPW CITY HALL-OPERATIONS	**Department Head**	Steven Grenier	**Project Contact**	James Brunette

Budget Information

Add/Replace		**Replacing Asset**		**Mileage**	0
Useful Life	0	**Condition**		**Age of Equipment**	0

Financial Information

Total Project Cost	
Initial Cost	4,400,000.00
Maintenace/Cost of Operation	$0.00
Maintenance Cost Over 5 years	$0.00
TOTAL INVESTMENT	$4,400,000.00
Est Salvage Value of Asset	$0.00
EST INITIAL INVESTMENT	$4,400,000.00

Description of Expenditure

description

Justification Information

justification

MUNIS Financial Information

Funding Source	$4,400,000.00	General Levy Borrowing	2025
	$4,400,000.00		
Expenditure	$4,400,000.00	Country Club Road Reconstruction - Construction	2025
	$4,400,000.00		

How will this improve our service level and efficiency

efficiency

CIP-Expenditure

City Expenditure ID	642				
Expenditure Name	**Country Club Road Reconstruction - Design**			**City Project ID**	0
Expenditure Type	MAJ	**Expenditure Status**	ACTIVE		
Category	Roads	**Priority**	1		

Department Details

Department	DPW CITY HALL-OPERATIONS	**Department Head**	Steven Grenier	**Project Contact**	James Brunette

Budget Information

Add/Replace	Replace	**Replacing Asset**		**Mileage**	0
Useful Life	0	**Condition**		**Age of Equipment**	0

Financial Information

Total Project Cost	
Initial Cost	250,000.00
Maintenace/Cost of Operation	$0.00
Maintenance Cost Over 5 years	$0.00
TOTAL INVESTMENT	$250,000.00
Est Salvage Value of Asset	$0.00
EST INITIAL INVESTMENT	$250,000.00

Description of Expenditure

Design of the reconstruction of Country Club Road.

Justification Information

The pavement is deteriorated beyond its useful life and lane configuration is not ideal for the needs of the location. Reconstruction is necessary to provide a safe roadway surface and reconfigure the travel lanes.

MUNIS Financial Information

Funding Source	$250,000.00	General Levy Borrowing	2021
	$250,000.00		
Expenditure	$250,000.00	Country Club Road Reconstruction - Design	2021
	$250,000.00		

How will this improve our service level and efficiency

Provide safer and more efficient roadway.

CIP-Expenditure

City Expenditure ID	783				
Expenditure Name	**Division - Norwood to Northern Reconstruction**			**City Project ID**	0
Expenditure Type	MAJ	**Expenditure Status**	ACTIVE		
Category	Roads	**Priority**	1		

Department Details

Department	DPW CITY HALL-OPERATIONS	**Department Head**	Steven Grenier	**Project Contact**	James Brunette

Budget Information

Add/Replace		**Replacing Asset**		**Mileage**	0
Useful Life	0	**Condition**		**Age of Equipment**	0

Financial Information

Total Project Cost	
Initial Cost	570,300.00
Maintenace/Cost of Operation	$0.00
Maintenance Cost Over 5 years	$0.00
TOTAL INVESTMENT	$570,300.00
Est Salvage Value of Asset	$0.00
EST INITIAL INVESTMENT	$570,300.00

Description of Expenditure

description

Justification Information

justification

MUNIS Financial Information

Funding Source	$570,300.00	General Levy Borrowing	2023
	$570,300.00		
Expenditure	$570,300.00	Division - Norwood to Northern Reconstruction	2023
	$570,300.00		

How will this improve our service level and efficiency

efficiency

CIP-Expenditure

City Expenditure ID	911				
Expenditure Name	**East River Pedestrian Bridge**			**City Project ID**	0
Expenditure Type	MAJ	**Expenditure Status**	ACTIVE		
Category	Bridges	**Priority**	1		

Department Details

Department	DPW CITY HALL-OPERATIONS	**Department Head**	Steven Grenier	**Project Contact**	Trista Hobbs

Budget Information

Add/Replace	Replace	**Replacing Asset**		**Mileage**	0
Useful Life	0	**Condition**		**Age of Equipment**	0

Financial Information

Total Project Cost	
Initial Cost	75,000.00
Maintenace/Cost of Operation	$0.00
Maintenance Cost Over 5 years	$0.00
TOTAL INVESTMENT	$75,000.00
Est Salvage Value of Asset	$0.00
EST INITIAL INVESTMENT	$75,000.00

Description of Expenditure

Description

Justification Information

Justification

MUNIS Financial Information

Funding Source	$75,000.00	General Levy Borrowing	2021
	$75,000.00		
Expenditure	$75,000.00	East River Pedestrian Bridge	2021
	$75,000.00		

How will this improve our service level and efficiency

CIP-Expenditure

City Expenditure ID	881				
Expenditure Name	**East River Pedestrian Bridge - Painting**			**City Project ID**	0
Expenditure Type	MAJ	**Expenditure Status**	ACTIVE		
Category	Bridges	**Priority**	1		

Department Details

Department	DPW CITY HALL-OPERATIONS	**Department Head**	Steven Grenier	**Project Contact**	Trista Hobbs

Budget Information

Add/Replace		**Replacing Asset**		**Mileage**	0
Useful Life	0	**Condition**		**Age of Equipment**	0

Financial Information

Total Project Cost	
Initial Cost	200,000.00
Maintenace/Cost of Operation	$0.00
Maintenance Cost Over 5 years	$0.00
TOTAL INVESTMENT	$200,000.00
Est Salvage Value of Asset	$0.00
EST INITIAL INVESTMENT	$200,000.00

Description of Expenditure

Description

Justification Information

Justification

MUNIS Financial Information

Funding Source	$200,000.00	General Levy Borrowing	2022
	$200,000.00		
Expenditure	$200,000.00	East River Pedestrian Bridge - Painting	2022
	$200,000.00		

How will this improve our service level and efficiency

Efficiency

CIP-Expenditure

City Expenditure ID	593				
Expenditure Name	**East Shop - ADA Restrooms**			**City Project ID**	0
Expenditure Type	MAJ	**Expenditure Status**	ACTIVE		
Category	Building	**Priority**	2		

Department Details

Department	DPW CITY HALL-OPERATIONS	**Department Head**	Steven Grenier	**Project Contact**	Trista Hobbs

Budget Information

Add/Replace		**Replacing Asset**		**Mileage**	0
Useful Life	0	**Condition**		**Age of Equipment**	0

Financial Information

Total Project Cost	
Initial Cost	40,000.00
Maintenace/Cost of Operation	$0.00
Maintenance Cost Over 5 years	$0.00
TOTAL INVESTMENT	$40,000.00
Est Salvage Value of Asset	$0.00
EST INITIAL INVESTMENT	$40,000.00

Description of Expenditure

Renovate existing restrooms and showers to meet ADA standards.

Justification Information

The current restrooms and showers do not meet code requirements for ADA accommodations.

MUNIS Financial Information

Funding Source	$40,000.00	General Levy Borrowing	2023
	$40,000.00		
Expenditure	$40,000.00	East Shop - ADA Restrooms	2023
	$40,000.00		

How will this improve our service level and efficiency

This project will provide facilities to better service our employees and aid in equal employment opportunities.

CIP-Expenditure

City Expenditure ID	586				
Expenditure Name	**East Shop - Electrical Shop ADA Bathroom**			**City Project ID**	0
Expenditure Type	MAJ	**Expenditure Status**	ACTIVE		
Category	Building	**Priority**	2		

Department Details

Department	DPW CITY HALL-OPERATIONS	**Department Head**	Steven Grenier	**Project Contact**	Trista Hobbs

Budget Information

Add/Replace		**Replacing Asset**		**Mileage**	0
Useful Life	0	**Condition**		**Age of Equipment**	0

Financial Information

Total Project Cost	
Initial Cost	25,000.00
Maintenace/Cost of Operation	$0.00
Maintenance Cost Over 5 years	$0.00
TOTAL INVESTMENT	$25,000.00
Est Salvage Value of Asset	$0.00
EST INITIAL INVESTMENT	$25,000.00

Description of Expenditure

Creation of a unisex ADA compliant toilet and shower room.

Justification Information

Code requires equal amenities to be provided for staff requiring accessibility.

MUNIS Financial Information

Funding Source	$25,000.00	General Levy Borrowing	2023
	$25,000.00		
Expenditure	$25,000.00	East Shop - Electrical Shop ADA Bathroom	2023
	$25,000.00		

How will this improve our service level and efficiency

Improvements will better support equal opportunity employment.

CIP-Expenditure

City Expenditure ID	594				
Expenditure Name	**East Shop - Gas Cylinder Storage Room**			**City Project ID**	0
Expenditure Type	MAJ	**Expenditure Status**	ACTIVE		
Category	Building	**Priority**	2		

Department Details

Department	DPW CITY HALL-OPERATIONS	**Department Head**	Steven Grenier	**Project Contact**	Trista Hobbs

Budget Information

Add/Replace		**Replacing Asset**		**Mileage**	0
Useful Life	0	**Condition**		**Age of Equipment**	0

Financial Information

Total Project Cost	
Initial Cost	25,000.00
Maintenace/Cost of Operation	$0.00
Maintenance Cost Over 5 years	$0.00
TOTAL INVESTMENT	$25,000.00
Est Salvage Value of Asset	$0.00
EST INITIAL INVESTMENT	$25,000.00

Description of Expenditure

Construction of 1-hour rated room for storage of gas cylinders.

Justification Information

Gas cylinders are stored in the open throughout the facility. Current code requires gas cylinders to be stored within a 1-hour rated room.

MUNIS Financial Information

Funding Source	$25,000.00	General Levy Borrowing	2025
	$25,000.00		
Expenditure	$25,000.00	East Shop - Gas Cylinder Storage Room	2025
	$25,000.00		

How will this improve our service level and efficiency

This project will increase safety.

CIP-Expenditure

City Expenditure ID	595				
Expenditure Name	**East Shop - Occupancy Sensors**			**City Project ID**	0
Expenditure Type	MAJ	**Expenditure Status**	ACTIVE		
Category	Building	**Priority**	3		

Department Details

Department	DPW CITY HALL-OPERATIONS	**Department Head**	Steven Grenier	**Project Contact**	Trista Hobbs

Budget Information

Add/Replace		**Replacing Asset**		**Mileage**	0
Useful Life	0	**Condition**		**Age of Equipment**	0

Financial Information

Total Project Cost	
Initial Cost	7,000.00
Maintenace/Cost of Operation	$0.00
Maintenance Cost Over 5 years	$0.00
TOTAL INVESTMENT	$7,000.00
Est Salvage Value of Asset	$0.00
EST INITIAL INVESTMENT	$7,000.00

Description of Expenditure

Installation of occupancy sensors.

Justification Information

Occupancy sensors should be installed in offices, toilet rooms, and storage rooms to provide energy savings. This was recommended by BSA during their building evaluation.

MUNIS Financial Information

Funding Source	$7,000.00	General Levy Borrowing	2025
	$7,000.00		
Expenditure	$7,000.00	East Shop - Occupancy Sensors	2025
	$7,000.00		

How will this improve our service level and efficiency

Increased energy efficiency will result in cost savings.

CIP-Expenditure

City Expenditure ID	592				
Expenditure Name	**East Shop - Plumbing Code Issues**			**City Project ID**	0
Expenditure Type	MAJ	**Expenditure Status**	ACTIVE		
Category	Building	**Priority**	2		

Department Details

Department	DPW CITY HALL-OPERATIONS	**Department Head**	Steven Grenier	**Project Contact**	Trista Hobbs

Budget Information

Add/Replace		**Replacing Asset**		**Mileage**	0
Useful Life	0	**Condition**		**Age of Equipment**	0

Financial Information

Total Project Cost	
Initial Cost	46,000.00
Maintenace/Cost of Operation	$0.00
Maintenance Cost Over 5 years	$0.00
TOTAL INVESTMENT	$46,000.00
Est Salvage Value of Asset	$0.00
EST INITIAL INVESTMENT	$46,000.00

Description of Expenditure

Installation of recirculation pumps, thermal mixing valves, backflow preventers, and water pipe insulation.

Justification Information

These items are not up to code. They were identified by BSA in their building evaluation.

MUNIS Financial Information

Funding Source	$46,000.00	General Levy Borrowing	2022
	$46,000.00		
Expenditure	$46,000.00	East Shop - Plumbing Code Issues	2022
	$46,000.00		

How will this improve our service level and efficiency

These items will improve plumbing efficiency resulting in cost savings.

CIP-Expenditure

City Expenditure ID	584				
Expenditure Name	**East Shop - Window Replacement**			**City Project ID**	0
Expenditure Type	MAJ	**Expenditure Status**	ACTIVE		
Category	Building	**Priority**	3		

Department Details

Department	DPW CITY HALL-OPERATIONS	**Department Head**	Steven Grenier	**Project Contact**	Trista Hobbs

Budget Information

Add/Replace	Replace	**Replacing Asset**		**Mileage**	0
Useful Life	0	**Condition**		**Age of Equipment**	0

Financial Information

Total Project Cost	
Initial Cost	25,000.00
Maintenace/Cost of Operation	$0.00
Maintenance Cost Over 5 years	$0.00
TOTAL INVESTMENT	$25,000.00
Est Salvage Value of Asset	$0.00
EST INITIAL INVESTMENT	$25,000.00

Description of Expenditure

Replacement of the existing windows.

Justification Information

The existing windows are original to the building. These windows are in disrepair and are not energy efficient.

MUNIS Financial Information

Funding Source	$25,000.00	General Levy Borrowing	2022
	$25,000.00		
Expenditure	$25,000.00	East Shop - Window Replacement	2022
	$25,000.00		

How will this improve our service level and efficiency

Replacement of these windows will further build on the energy efficiencies to be realized with the HVAC/Boiler Replacement project to be competed the next year.

CIP-Expenditure

City Expenditure ID	7				
Expenditure Name	**DPW EAST SHOP-ELECTRICAL SHOP HVAC/PLUMBING CODE/Receptacles**			**City Project ID**	0
Expenditure Type	MAJ	**Expenditure Status**	ACTIVE		
Category	Building	**Priority**	2		

Department Details

Department	DPW CITY HALL-OPERATIONS	**Department Head**	Steve Grenier	**Project Contact**	Trista Hobbs

Budget Information

Add/Replace	Add	**Replacing Asset**		**Mileage**	0
Useful Life	0	**Condition**		**Age of Equipment**	0

Financial Information

Total Project Cost	
Initial Cost	155,000.00
Maintenace/Cost of Operation	$0.00
Maintenance Cost Over 5 years	$0.00
TOTAL INVESTMENT	$155,000.00
Est Salvage Value of Asset	$0.00
EST INITIAL INVESTMENT	$155,000.00

Description of Expenditure

Electrical Shop HVAC/Plumbing/ and receptacle replacements.

Justification Information

The building was constructed in 1988, the original HVAC system has reached it's maximum life expectancy and the addition of makeup air and exhaust units are needed. The plumbing is also original, the addition of thermal mixing valves and recirculation pumps and backflow preventers are necessary. Additionally, GCFI receptacles are necessary. Tthese items were included and recommended for upgrade in the BSA building evaluation to improve efficiency and to meet codes.

MUNIS Financial Information

Funding Source	$155,000.00	General Levy Borrowing	2022
	$155,000.00		
Expenditure	$155,000.00	East Shop-Electrical Shop - HVAC/Plumbing/Code	2022
	$155,000.00		

How will this improve our service level and efficiency

The HVAC upgrades will improve the efficiency of the system and save on operational costs. The plumbing items will bring the facility up to code.

CIP-Expenditure

City Expenditure ID	8				
Expenditure Name	**DPW EAST SHOP-MAIN BUILDING - ELECTRICAL**			**City Project ID**	0
Expenditure Type	MAJ	**Expenditure Status**	ACTIVE		
Category	Building	**Priority**	1		

Department Details

Department	DPW CITY HALL-OPERATIONS	**Department Head**	Steve Grenier	**Project Contact**	

Budget Information

Add/Replace	Replace	**Replacing Asset**		**Mileage**	0
Useful Life	0	**Condition**		**Age of Equipment**	0

Financial Information

Total Project Cost	
Initial Cost	8,500.00
Maintenace/Cost of Operation	$0.00
Maintenance Cost Over 5 years	$0.00
TOTAL INVESTMENT	$8,500.00
Est Salvage Value of Asset	$0.00
EST INITIAL INVESTMENT	$8,500.00

Description of Expenditure

Main Building Electrical Upgrade

Justification Information

Since the building was constructed in 1967, much of the electrical system is original and is in need of upgrades including LED light fixtures, occupancy sensors and GFCI outlets. All of these items were outlined as recommended upgrades in the BSA building evaluation study to improve efficiency.

MUNIS Financial Information

Funding Source	$8,500.00	General Levy Borrowing	2022
	$8,500.00		
Expenditure	$8,500.00	East Shop-Main Building - Electrical	2022
	$8,500.00		

How will this improve our service level and efficiency

Energy efficiency cost savings and improved safety.

CIP-Expenditure

City Expenditure ID	5				
Expenditure Name	**DPW EAST SHOP-MAIN BUILDING - ROOF/HVAC and Boiler Replacement**			**City Project ID**	0
Expenditure Type	MAJ	**Expenditure Status**	ACTIVE		
Category	Building	**Priority**	2		

Department Details

Department	DPW CITY HALL-OPERATIONS	**Department Head**	Steve Grenier	**Project Contact**	Trista Hobbs

Budget Information

Add/Replace	Replace	**Replacing Asset**		**Mileage**	0
Useful Life	0	**Condition**		**Age of Equipment**	0

Financial Information

Total Project Cost	
Initial Cost	2,200,000.00
Maintenace/Cost of Operation	$0.00
Maintenance Cost Over 5 years	$0.00
TOTAL INVESTMENT	$2,200,000.00
Est Salvage Value of Asset	$0.00
EST INITIAL INVESTMENT	$2,200,000.00

Description of Expenditure

NEW ROOF/HVAC and Boiler

Justification Information

The building was constructed in 1967, the roof is original with minimal repairs and upgrades. Due to the elements, the roof has experienced failures throughout the years including, separation of seams, ponding of water and tenting of the rubber membrane. Additionally, the existing HVAC and boiler systems are well past thier useful life. Both of these items were outlined in the BSA building evaluation and recommended to improve the building efficiency along with weatherproofing the building.

MUNIS Financial Information

Funding Source	$2,200,000.00	General Levy Borrowing	2023
	$2,200,000.00		
Expenditure	$2,200,000.00	East Shop-Main Building-Roof/ADA	2023
	$2,200,000.00		

How will this improve our service level and efficiency

Replacement of the roof will help prevent damage to the interior of the building. Replacement of the HVAC and boiler systems will increase energy efficiency and provide cost savings.

CIP-Expenditure

City Expenditure ID	755				
Expenditure Name	**Eliza - 100' west of Madison to Monroe Reconstruction**			**City Project ID**	0
Expenditure Type	MAJ	**Expenditure Status**	ACTIVE		
Category	Roads	**Priority**	1		

Department Details

Department	DPW CITY HALL-OPERATIONS	**Department Head**	Steven Grenier	**Project Contact**	James Brunette

Budget Information

Add/Replace		**Replacing Asset**		**Mileage**	0
Useful Life	0	**Condition**		**Age of Equipment**	0

Financial Information

Total Project Cost	
Initial Cost	135,000.00
Maintenace/Cost of Operation	$0.00
Maintenance Cost Over 5 years	$0.00
TOTAL INVESTMENT	$135,000.00
Est Salvage Value of Asset	$0.00
EST INITIAL INVESTMENT	$135,000.00

Description of Expenditure

description

Justification Information

justification

MUNIS Financial Information

Funding Source	$135,000.00	General Levy Borrowing	2022
	$135,000.00		
Expenditure	$135,000.00	Eliza - 100' west of Madison to Monroe Reconstruction	2022
	$135,000.00		

How will this improve our service level and efficiency

efficiency

CIP-Expenditure

City Expenditure ID	743				
Expenditure Name	**Elmore - Gray to Fairview Reconstruction**			**City Project ID**	0
Expenditure Type	MAJ	**Expenditure Status**	ACTIVE		
Category	Roads	**Priority**	1		

Department Details

Department	DPW CITY HALL-OPERATIONS	**Department Head**	Steven Grenier	**Project Contact**	James Brunette

Budget Information

Add/Replace		**Replacing Asset**		**Mileage**	0
Useful Life	0	**Condition**		**Age of Equipment**	0

Financial Information

Total Project Cost	
Initial Cost	384,600.00
Maintenace/Cost of Operation	$0.00
Maintenance Cost Over 5 years	$0.00
TOTAL INVESTMENT	$384,600.00
Est Salvage Value of Asset	$0.00
EST INITIAL INVESTMENT	$384,600.00

Description of Expenditure

description

Justification Information

justification

MUNIS Financial Information

Funding Source	$384,600.00	General Levy Borrowing	2022
	$384,600.00		
Expenditure	$384,600.00	Elmore - Gray to Fairview Reconstruction	2022
	$384,600.00		

How will this improve our service level and efficiency

efficiency

CIP-Expenditure

City Expenditure ID	803				
Expenditure Name	**Elmore Street - N. Chestnut to Gray Reconstruction**			**City Project ID**	0
Expenditure Type	MAJ	**Expenditure Status**	ACTIVE		
Category	Roads	**Priority**	1		

Department Details

Department	DPW CITY HALL-OPERATIONS	**Department Head**	Steven Grenier	**Project Contact**	James Brunette

Budget Information

Add/Replace		**Replacing Asset**		**Mileage**	0
Useful Life	0	**Condition**		**Age of Equipment**	0

Financial Information

Total Project Cost	
Initial Cost	1,350,000.00
Maintenace/Cost of Operation	$0.00
Maintenance Cost Over 5 years	$0.00
TOTAL INVESTMENT	$1,350,000.00
Est Salvage Value of Asset	$0.00
EST INITIAL INVESTMENT	$1,350,000.00

Description of Expenditure

description

Justification Information

justification

MUNIS Financial Information

Funding Source	$1,350,000.00	General Levy Borrowing	2024
	$1,350,000.00		
Expenditure	$1,350,000.00	Elmore Street - N. Chestnut to Gray Reconstruction	2024
	$1,350,000.00		

How will this improve our service level and efficiency

efficiency

CIP-Expenditure

City Expenditure ID	806				
Expenditure Name	**Emilie Street - Webster to S Roosevelt Reconstruction**			**City Project ID**	0
Expenditure Type	MAJ	**Expenditure Status**	ACTIVE		
Category	Roads	**Priority**	1		

Department Details

Department	DPW CITY HALL-OPERATIONS	**Department Head**	Steven Grenier	**Project Contact**	James Brunette

Budget Information

Add/Replace		**Replacing Asset**		**Mileage**	0
Useful Life	0	**Condition**		**Age of Equipment**	0

Financial Information

Total Project Cost	
Initial Cost	373,200.00
Maintenace/Cost of Operation	$0.00
Maintenance Cost Over 5 years	$0.00
TOTAL INVESTMENT	$373,200.00
Est Salvage Value of Asset	$0.00
EST INITIAL INVESTMENT	$373,200.00

Description of Expenditure

description

Justification Information

justification

MUNIS Financial Information

Funding Source	$373,200.00	General Levy Borrowing	2024
	$373,200.00		
Expenditure	$373,200.00	Emilie Street - Webster to S Roosevelt Reconstruction	2024
	$373,200.00		

How will this improve our service level and efficiency

efficiency

CIP-Expenditure

City Expenditure ID	758				
Expenditure Name	**Finger Road - Superior to Challenger Reconstruction**			**City Project ID**	0
Expenditure Type	MAJ	**Expenditure Status**	ACTIVE		
Category	Roads	**Priority**	1		

Department Details

Department	DPW CITY HALL-OPERATIONS	**Department Head**	Steven Grenier	**Project Contact**	James Brunette

Budget Information

Add/Replace		**Replacing Asset**		**Mileage**	0
Useful Life	0	**Condition**		**Age of Equipment**	0

Financial Information

Total Project Cost	
Initial Cost	352,800.00
Maintenace/Cost of Operation	$0.00
Maintenance Cost Over 5 years	$0.00
TOTAL INVESTMENT	$352,800.00
Est Salvage Value of Asset	$0.00
EST INITIAL INVESTMENT	$352,800.00

Description of Expenditure

description

Justification Information

justification

MUNIS Financial Information

Funding Source	$352,800.00	General Levy Borrowing	2022
	$352,800.00		
Expenditure	$352,800.00	Finger Road - Superior to Challenger Reconstruction	2022
	$352,800.00		

How will this improve our service level and efficiency

efficiency

CIP-Expenditure

City Expenditure ID	675				
Expenditure Name	**Gray Street South Reconstruction & design**			**City Project ID**	0
Expenditure Type	MAJ	**Expenditure Status**	ACTIVE		
Category	Roads	**Priority**	1		

Department Details

Department	DPW CITY HALL-OPERATIONS	**Department Head**	Steven Grenier	**Project Contact**	James Brunette

Budget Information

Add/Replace	Replace	**Replacing Asset**		**Mileage**	0
Useful Life	0	**Condition**		**Age of Equipment**	0

Financial Information

Total Project Cost	
Initial Cost	795,000.00
Maintenace/Cost of Operation	$0.00
Maintenance Cost Over 5 years	$0.00
TOTAL INVESTMENT	$795,000.00
Est Salvage Value of Asset	$0.00
EST INITIAL INVESTMENT	$795,000.00

Description of Expenditure

description

$725,000 for construction and $70,000 for design

Justification Information

justification

MUNIS Financial Information

Funding Source	$795,000.00	Fund Balance - Pavement 401	2021
	$795,000.00		
Expenditure	$795,000.00	Gray Street South Reconstruction	2021
	$795,000.00		

How will this improve our service level and efficiency

efficiency

CIP-Expenditure

City Expenditure ID	693				
Expenditure Name	**Resurfacing Program**			**City Project ID**	0
Expenditure Type	MAJ	**Expenditure Status**	ACTIVE		
Category	Roads	**Priority**	1		

Department Details

Department	DPW CITY HALL-OPERATIONS	**Department Head**	Steven Grenier	**Project Contact**	James Brunette

Budget Information

Add/Replace		**Replacing Asset**		**Mileage**	0
Useful Life	0	**Condition**		**Age of Equipment**	0

Financial Information

Total Project Cost	
Initial Cost	2,600,000.00
Maintenace/Cost of Operation	$0.00
Maintenance Cost Over 5 years	$0.00
TOTAL INVESTMENT	$2,600,000.00
Est Salvage Value of Asset	$0.00
EST INITIAL INVESTMENT	$2,600,000.00

Description of Expenditure

description

Justification Information

justification

MUNIS Financial Information

Funding Source	$35,000.00	Fund Balance - Pavement 401	2021
Funding Source	$750,000.00	General Levy Borrowing	2021
Funding Source	$115,000.00	LRIP	2021
Funding Source	$1,700,000.00	Vehicle Registration Fees	2021
	$2,600,000.00		
Expenditure	$2,600,000.00	Resurfacing Program	2021
	$2,600,000.00		

How will this improve our service level and efficiency

efficiency

CIP-Expenditure

City Expenditure ID	672				
Expenditure Name	**Jackson Street Reconstruction**			**City Project ID**	0
Expenditure Type	MAJ	**Expenditure Status**	ACTIVE		
Category	Roads	**Priority**	1		

Department Details

Department	DPW CITY HALL-OPERATIONS	**Department Head**	Steven Grenier	**Project Contact**	James Brunette

Budget Information

Add/Replace	Replace	**Replacing Asset**		**Mileage**	0
Useful Life	0	**Condition**		**Age of Equipment**	0

Financial Information

Total Project Cost	
Initial Cost	1,960,000.00
Maintenace/Cost of Operation	$0.00
Maintenance Cost Over 5 years	$0.00
TOTAL INVESTMENT	$1,960,000.00
Est Salvage Value of Asset	$0.00
EST INITIAL INVESTMENT	$1,960,000.00

Description of Expenditure

description

Justification Information

justification

MUNIS Financial Information

Funding Source	$760,000.00	Fund Balance - Pavement 401	2021
Funding Source	$1,100,000.00	Fund Balance - ROW 407	2021
Funding Source	$100,000.00	General Levy Borrowing	2021
	$1,960,000.00		
Expenditure	$1,960,000.00	Jackson Street Reconstruction	2021
	$1,960,000.00		

How will this improve our service level and efficiency

efficiency

CIP-Expenditure

City Expenditure ID	641				
Expenditure Name	**Sidewalks Citywide Program**			**City Project ID**	0
Expenditure Type	MAJ	**Expenditure Status**	ACTIVE		
Category	Sidewalks	**Priority**	1		

Department Details

Department	DPW CITY HALL-OPERATIONS	**Department Head**	Steven Grenier	**Project Contact**	James Brunette

Budget Information

Add/Replace		**Replacing Asset**		**Mileage**	0
Useful Life	0	**Condition**		**Age of Equipment**	0

Financial Information

Total Project Cost	
Initial Cost	320,000.00
Maintenace/Cost of Operation	$0.00
Maintenance Cost Over 5 years	$0.00
TOTAL INVESTMENT	$320,000.00
Est Salvage Value of Asset	$0.00
EST INITIAL INVESTMENT	$320,000.00

Description of Expenditure

Repair and replacement of sidewalk.

Justification Information

Necessary to provide safe travel surfaces for pedestrians and non-motorized traffic.

MUNIS Financial Information

Funding Source	$145,000.00	Fund Balance - Pavement 401	2021
Funding Source	$175,000.00	General Levy Borrowing	2021
	$320,000.00		
Expenditure	$320,000.00	Sidewalks Citywide Program	2021
	$320,000.00		

How will this improve our service level and efficiency

Provide safe travel surfaces for pedestrians and non-motorized traffic.

CIP-Expenditure

City Expenditure ID	871				
Expenditure Name	**General Annual Projects (Pavement Repairs and Mudjacking)**			**City Project ID**	0
Expenditure Type	MAJ	**Expenditure Status**	ACTIVE		
Category	Roads	**Priority**	1		

Department Details

Department	DPW CITY HALL-OPERATIONS	**Department Head**	Steven Grenier	**Project Contact**	James Brunette

Budget Information

Add/Replace		**Replacing Asset**		**Mileage**	0
Useful Life	0	**Condition**		**Age of Equipment**	0

Financial Information

Total Project Cost	
Initial Cost	650,000.00
Maintenace/Cost of Operation	$0.00
Maintenance Cost Over 5 years	$0.00
TOTAL INVESTMENT	$650,000.00
Est Salvage Value of Asset	$0.00
EST INITIAL INVESTMENT	$650,000.00

Description of Expenditure

Description

Justification Information

Justification

MUNIS Financial Information

Funding Source	$650,000.00	Fund Balance - Pavement 401	2021
	$650,000.00		
Expenditure	$650,000.00	General Annual Projects (Pavement Repairs and Mudjacking)	2021
	$650,000.00		

How will this improve our service level and efficiency

Efficiency

CIP-Expenditure

City Expenditure ID	903				
Expenditure Name	**GB Metro Boat Launch - Docks and Ramps Improvements**			**City Project ID**	0
Expenditure Type	MAJ	**Expenditure Status**	ACTIVE		
Category	Other	**Priority**	1		

Department Details

Department	DPW CITY HALL-OPERATIONS	**Department Head**	Steven Grenier	**Project Contact**	Trista Hobbs

Budget Information

Add/Replace	Replace	**Replacing Asset**		**Mileage**	0
Useful Life	0	**Condition**		**Age of Equipment**	0

Financial Information

Total Project Cost	
Initial Cost	450,000.00
Maintenace/Cost of Operation	$0.00
Maintenance Cost Over 5 years	$0.00
TOTAL INVESTMENT	$450,000.00
Est Salvage Value of Asset	$0.00
EST INITIAL INVESTMENT	$450,000.00

Description of Expenditure

Replacement of existing docks and repair of approaches

Justification Information

No longer useable

MUNIS Financial Information

Funding Source	$450,000.00	General Levy Borrowing	2021
	$450,000.00		
Expenditure	$450,000.00	GB Metro Boat Launch - Docks and Ramps Improvements	2021
	$450,000.00		

How will this improve our service level and efficiency

Patrons can again use the docks/ramps for access to the river/bay.

CIP-Expenditure

City Expenditure ID	877				
Expenditure Name	**General Annual Projects (Pavement Repairs and Mudjacking)**			**City Project ID**	0
Expenditure Type	MAJ	**Expenditure Status**	ACTIVE		
Category	Roads	**Priority**	1		

Department Details

Department	DPW CITY HALL-OPERATIONS	**Department Head**	Steven Grenier	**Project Contact**	James Brunette

Budget Information

Add/Replace		**Replacing Asset**		**Mileage**	0
Useful Life	0	**Condition**		**Age of Equipment**	0

Financial Information

Total Project Cost	
Initial Cost	650,000.00
Maintenace/Cost of Operation	$0.00
Maintenance Cost Over 5 years	$0.00
TOTAL INVESTMENT	$650,000.00
Est Salvage Value of Asset	$0.00
EST INITIAL INVESTMENT	$650,000.00

Description of Expenditure

Description

Justification Information

Justification

MUNIS Financial Information

Funding Source	$650,000.00	General Levy Borrowing	2022
	$650,000.00		
Expenditure	$650,000.00	General Annual Projects (Pavement Repairs and Mudjacking)	2022
	$650,000.00		

How will this improve our service level and efficiency

Efficiency

CIP-Expenditure

City Expenditure ID	878				
Expenditure Name	**General Annual Projects (Pavement Repairs and Mudjacking)**			**City Project ID**	0
Expenditure Type	MAJ	**Expenditure Status**	ACTIVE		
Category	Roads	**Priority**	1		

Department Details

Department	DPW CITY HALL-OPERATIONS	**Department Head**	Steven Grenier	**Project Contact**	James Brunette

Budget Information

Add/Replace		**Replacing Asset**		**Mileage**	0
Useful Life	0	**Condition**		**Age of Equipment**	0

Financial Information

Total Project Cost	
Initial Cost	650,000.00
Maintenace/Cost of Operation	$0.00
Maintenance Cost Over 5 years	$0.00
TOTAL INVESTMENT	$650,000.00
Est Salvage Value of Asset	$0.00
EST INITIAL INVESTMENT	$650,000.00

Description of Expenditure

Description

Justification Information

Justification

MUNIS Financial Information

Funding Source	$650,000.00	General Levy Borrowing	2023
	$650,000.00		
Expenditure	$650,000.00	General Annual Projects (Pavement Repairs and Mudjacking)	2023
	$650,000.00		

How will this improve our service level and efficiency

Efficiency

CIP-Expenditure

City Expenditure ID	879				
Expenditure Name	**General Annual Projects (Pavement Repairs and Mudjacking)**			**City Project ID**	0
Expenditure Type	MAJ	**Expenditure Status**	ACTIVE		
Category	Roads	**Priority**	1		

Department Details

Department	DPW CITY HALL-OPERATIONS	**Department Head**	Steven Grenier	**Project Contact**	James Brunette

Budget Information

Add/Replace		**Replacing Asset**		**Mileage**	0
Useful Life	0	**Condition**		**Age of Equipment**	0

Financial Information

Total Project Cost	
Initial Cost	650,000.00
Maintenace/Cost of Operation	$0.00
Maintenance Cost Over 5 years	$0.00
TOTAL INVESTMENT	$650,000.00
Est Salvage Value of Asset	$0.00
EST INITIAL INVESTMENT	$650,000.00

Description of Expenditure

Description

Justification Information

Justification

MUNIS Financial Information

Funding Source	$650,000.00	General Levy Borrowing	2024
	$650,000.00		
Expenditure	$650,000.00	General Annual Projects (Pavement Repairs and Mudjacking)	2024
	$650,000.00		

How will this improve our service level and efficiency

Efficiency

CIP-Expenditure

City Expenditure ID	880				
Expenditure Name	**General Annual Projects (Pavement Repairs and Mudjacking)**			**City Project ID**	0
Expenditure Type	MAJ	**Expenditure Status**	ACTIVE		
Category	Roads	**Priority**	1		

Department Details

Department	DPW CITY HALL-OPERATIONS	**Department Head**	Steven Grenier	**Project Contact**	James Brunette

Budget Information

Add/Replace		**Replacing Asset**		**Mileage**	0
Useful Life	0	**Condition**		**Age of Equipment**	0

Financial Information

Total Project Cost	
Initial Cost	650,000.00
Maintenace/Cost of Operation	$0.00
Maintenance Cost Over 5 years	$0.00
TOTAL INVESTMENT	$650,000.00
Est Salvage Value of Asset	$0.00
EST INITIAL INVESTMENT	$650,000.00

Description of Expenditure

Description

Justification Information

Justification

MUNIS Financial Information

Funding Source	$650,000.00	General Levy Borrowing	2025
	$650,000.00		
Expenditure	$650,000.00	General Annual Projects (Pavement Repairs and Mudjacking)	2025
	$650,000.00		

How will this improve our service level and efficiency

Efficiency

CIP-Expenditure

City Expenditure ID	614				
Expenditure Name	**General Bridge Maintenance**			**City Project ID**	0
Expenditure Type	MAJ	**Expenditure Status**	ACTIVE		
Category	Bridges	**Priority**	1		

Department Details

Department	DPW CITY HALL-OPERATIONS	**Department Head**	Steven Grenier	**Project Contact**	Trista Hobbs

Budget Information

Add/Replace		**Replacing Asset**		**Mileage**	0
Useful Life	0	**Condition**		**Age of Equipment**	0

Financial Information

Total Project Cost	
Initial Cost	30,000.00
Maintenace/Cost of Operation	$0.00
Maintenance Cost Over 5 years	$0.00
TOTAL INVESTMENT	$30,000.00
Est Salvage Value of Asset	$0.00
EST INITIAL INVESTMENT	$30,000.00

Description of Expenditure

General maintenance of bridges.

Justification Information

General maintenance reduces potential for large expensive repairs.

MUNIS Financial Information

Funding Source	$30,000.00	General Levy Borrowing	2021
	$30,000.00		
Expenditure	$30,000.00	General Bridge Maintenance	2021
	$30,000.00		

How will this improve our service level and efficiency

Will help keep bridges in working condition and safe for users.

CIP-Expenditure

City Expenditure ID	615				
Expenditure Name	**General Bridge Maintenance**			**City Project ID**	0
Expenditure Type	MAJ	**Expenditure Status**	ACTIVE		
Category	Bridges	**Priority**	1		

Department Details

Department	DPW CITY HALL-OPERATIONS	**Department Head**	Steven Grenier	**Project Contact**	Trista Hobbs

Budget Information

Add/Replace		**Replacing Asset**		**Mileage**	0
Useful Life	0	**Condition**		**Age of Equipment**	0

Financial Information

Total Project Cost	
Initial Cost	30,000.00
Maintenace/Cost of Operation	$0.00
Maintenance Cost Over 5 years	$0.00
TOTAL INVESTMENT	$30,000.00
Est Salvage Value of Asset	$0.00
EST INITIAL INVESTMENT	$30,000.00

Description of Expenditure

General maintenance of bridges.

Justification Information

General maintenance reduces potential for large expensive repairs.

MUNIS Financial Information

Funding Source	$30,000.00	General Levy Borrowing	2022
	$30,000.00		
Expenditure	$30,000.00	General Bridge Maintenance	2022
	$30,000.00		

How will this improve our service level and efficiency

Will help keep bridges in working condition and safe for users.

CIP-Expenditure

City Expenditure ID	616				
Expenditure Name	**General Bridge Maintenance**			**City Project ID**	0
Expenditure Type	MAJ	**Expenditure Status**	ACTIVE		
Category	Bridges	**Priority**	1		

Department Details

Department	DPW CITY HALL-OPERATIONS	**Department Head**	Steven Grenier	**Project Contact**	Trista Hobbs

Budget Information

Add/Replace		**Replacing Asset**		**Mileage**	0
Useful Life	0	**Condition**		**Age of Equipment**	0

Financial Information

Total Project Cost	
Initial Cost	35,000.00
Maintenace/Cost of Operation	$0.00
Maintenance Cost Over 5 years	$0.00
TOTAL INVESTMENT	$35,000.00
Est Salvage Value of Asset	$0.00
EST INITIAL INVESTMENT	$35,000.00

Description of Expenditure

General maintenance of bridges.

Justification Information

General maintenance reduces potential for large expensive repairs.

MUNIS Financial Information

Funding Source	$35,000.00	General Levy Borrowing	2023
	$35,000.00		
Expenditure	$35,000.00	General Bridge Maintenance	2023
	$35,000.00		

How will this improve our service level and efficiency

Will help keep bridges in working condition and safe for users.

CIP-Expenditure

City Expenditure ID	617				
Expenditure Name	**General Bridge Maintenance**			**City Project ID**	0
Expenditure Type	MAJ	**Expenditure Status**	ACTIVE		
Category	Bridges	**Priority**	1		

Department Details

Department	DPW CITY HALL-OPERATIONS	**Department Head**	Steven Grenier	**Project Contact**	Trista Hobbs

Budget Information

Add/Replace		**Replacing Asset**		**Mileage**	0
Useful Life	0	**Condition**		**Age of Equipment**	0

Financial Information

Total Project Cost	
Initial Cost	35,000.00
Maintenace/Cost of Operation	$0.00
Maintenance Cost Over 5 years	$0.00
TOTAL INVESTMENT	$35,000.00
Est Salvage Value of Asset	$0.00
EST INITIAL INVESTMENT	$35,000.00

Description of Expenditure

General maintenance of bridges.

Justification Information

General maintenance reduces potential for large expensive repairs.

MUNIS Financial Information

Funding Source	$35,000.00	General Levy Borrowing	2024
	$35,000.00		
Expenditure	$35,000.00	General Bridge Maintenance	2024
	$35,000.00		

How will this improve our service level and efficiency

Will help keep bridges in working condition and safe for users.

CIP-Expenditure

City Expenditure ID	618				
Expenditure Name	**General Bridge Maintenance**			**City Project ID**	0
Expenditure Type	MAJ	**Expenditure Status**	ACTIVE		
Category	Bridges	**Priority**	1		

Department Details

Department	DPW CITY HALL-OPERATIONS	**Department Head**	Steven Grenier	**Project Contact**	Trista Hobbs

Budget Information

Add/Replace		**Replacing Asset**		**Mileage**	0
Useful Life	0	**Condition**		**Age of Equipment**	0

Financial Information

Total Project Cost	
Initial Cost	35,000.00
Maintenace/Cost of Operation	$0.00
Maintenance Cost Over 5 years	$0.00
TOTAL INVESTMENT	$35,000.00
Est Salvage Value of Asset	$0.00
EST INITIAL INVESTMENT	$35,000.00

Description of Expenditure

General maintenance of bridges.

Justification Information

General maintenance reduces potential for large expensive repairs.

MUNIS Financial Information

Funding Source	$35,000.00	General Levy Borrowing	2025
	$35,000.00		
Expenditure	$35,000.00	General Bridge Maintenance	2025
	$35,000.00		

How will this improve our service level and efficiency

Will help keep bridges in working condition and safe for users.

CIP-Expenditure

City Expenditure ID	619				
Expenditure Name	**Larsen Road Bridge - Design**			**City Project ID**	0
Expenditure Type	MAJ	**Expenditure Status**	ACTIVE		
Category	Bridges	**Priority**	1		

Department Details

Department	DPW CITY HALL-OPERATIONS	**Department Head**	Steven Grenier	**Project Contact**	Trista Hobbs

Budget Information

Add/Replace	Replace	**Replacing Asset**		**Mileage**	0
Useful Life	0	**Condition**		**Age of Equipment**	0

Financial Information

Total Project Cost	
Initial Cost	16,333.00
Maintenace/Cost of Operation	$0.00
Maintenance Cost Over 5 years	$0.00
TOTAL INVESTMENT	$16,333.00
Est Salvage Value of Asset	$0.00
EST INITIAL INVESTMENT	$16,333.00

Description of Expenditure

Design of replacement bridge for the Larsen Street bridge over Beaver Dam Creek.

Justification Information

The bridge is deteriorated and in need of replacement in order to provide safe transportation for users.

MUNIS Financial Information

Funding Source	$16,333.00	General Levy Borrowing	2021
	$16,333.00		
Expenditure	$16,333.00	Larsen Road Bridge - Design	2021
	$16,333.00		

How will this improve our service level and efficiency

The deteriorated state of this structure is a safety concern.

CIP-Expenditure

City Expenditure ID	620				
Expenditure Name	**Larsen Road Bridge - Design**			**City Project ID**	0
Expenditure Type	MAJ	**Expenditure Status**	ACTIVE		
Category	Bridges	**Priority**	1		

Department Details

Department	DPW CITY HALL-OPERATIONS	**Department Head**	Steven Grenier	**Project Contact**	Trista Hobbs

Budget Information

Add/Replace	Replace	**Replacing Asset**		**Mileage**	0
Useful Life	0	**Condition**		**Age of Equipment**	0

Financial Information

Total Project Cost	
Initial Cost	16,333.00
Maintenace/Cost of Operation	$0.00
Maintenance Cost Over 5 years	$0.00
TOTAL INVESTMENT	$16,333.00
Est Salvage Value of Asset	$0.00
EST INITIAL INVESTMENT	$16,333.00

Description of Expenditure

Design of replacement bridge for the Larsen Street bridge over Beaver Dam Creek.

Justification Information

The bridge is deteriorated and in need of replacement in order to provide safe transportation for users.

MUNIS Financial Information

Funding Source	$16,333.00	General Levy Borrowing	2022
	$16,333.00		
Expenditure	$16,333.00	Larsen Road Bridge - Design	2022
	$16,333.00		

How will this improve our service level and efficiency

The deteriorated state of this structure is a safety concern.

CIP-Expenditure

City Expenditure ID	621				
Expenditure Name	**Larsen Road Bridge - Design**			**City Project ID**	0
Expenditure Type	MAJ	**Expenditure Status**	ACTIVE		
Category	Bridges	**Priority**	1		

Department Details

Department	DPW CITY HALL-OPERATIONS	**Department Head**	Steven Grenier	**Project Contact**	Trista Hobbs

Budget Information

Add/Replace	Replace	**Replacing Asset**		**Mileage**	0
Useful Life	0	**Condition**		**Age of Equipment**	0

Financial Information

Total Project Cost	
Initial Cost	16,333.00
Maintenace/Cost of Operation	$0.00
Maintenance Cost Over 5 years	$0.00
TOTAL INVESTMENT	$16,333.00
Est Salvage Value of Asset	$0.00
EST INITIAL INVESTMENT	$16,333.00

Description of Expenditure

Design of replacement bridge for the Larsen Street bridge over Beaver Dam Creek.

Justification Information

The bridge is deteriorated and in need of replacement in order to provide safe transportation for users.

MUNIS Financial Information

Funding Source	$16,333.00	General Levy Borrowing	2023
	$16,333.00		
Expenditure	$16,333.00	Larsen Road Bridge - Design	2023
	$16,333.00		

How will this improve our service level and efficiency

The deteriorated state of this structure is a safety concern.

CIP-Expenditure

City Expenditure ID	622				
Expenditure Name	**Larsen Road Bridge - Construction**			**City Project ID**	0
Expenditure Type	MAJ	**Expenditure Status**	ACTIVE		
Category	Bridges	**Priority**	1		

Department Details

Department	DPW CITY HALL-OPERATIONS	**Department Head**	Steven Grenier	**Project Contact**	Trista Hobbs

Budget Information

Add/Replace	Replace	**Replacing Asset**		**Mileage**	0
Useful Life	0	**Condition**		**Age of Equipment**	0

Financial Information

Total Project Cost	
Initial Cost	200,000.00
Maintenace/Cost of Operation	$0.00
Maintenance Cost Over 5 years	$0.00
TOTAL INVESTMENT	$200,000.00
Est Salvage Value of Asset	$0.00
EST INITIAL INVESTMENT	$200,000.00

Description of Expenditure

Design of replacement bridge for the Larsen Street bridge over Beaver Dam Creek.

Justification Information

The bridge is deteriorated and in need of replacement in order to provide safe transportation for users.

MUNIS Financial Information

Funding Source	$200,000.00	General Levy Borrowing	2024
	$200,000.00		
Expenditure	$200,000.00	Larsen Road Bridge - Construction	2024
	$200,000.00		

How will this improve our service level and efficiency

The deteriorated state of this structure is a safety concern.

CIP-Expenditure

City Expenditure ID	624				
Expenditure Name	**W. Mason over Beaver Dam Creek Bridge - Design**			**City Project ID**	0
Expenditure Type	MAJ	**Expenditure Status**	ACTIVE		
Category	Bridges	**Priority**	1		

Department Details

Department	DPW CITY HALL-OPERATIONS	**Department Head**	Steven Grenier	**Project Contact**	Trista Hobbs

Budget Information

Add/Replace	Replace	**Replacing Asset**		**Mileage**	0
Useful Life	0	**Condition**		**Age of Equipment**	0

Financial Information

Total Project Cost	
Initial Cost	7,000.00
Maintenace/Cost of Operation	$0.00
Maintenance Cost Over 5 years	$0.00
TOTAL INVESTMENT	$7,000.00
Est Salvage Value of Asset	$0.00
EST INITIAL INVESTMENT	$7,000.00

Description of Expenditure

Design of W. Mason Street structure repair over the Beaver Dam Creek.

Justification Information

The existing structure surface is in disrepair. Improvements are necessary to keep roadway surface in usable condition.

MUNIS Financial Information

Funding Source	$7,000.00	General Levy Borrowing	2021
	$7,000.00		
Expenditure	$7,000.00	W. Mason over Beaver Creek Bridge - Design	2021
	$7,000.00		

How will this improve our service level and efficiency

Continued safe travel for users.

CIP-Expenditure

City Expenditure ID	611				
Expenditure Name	**Traffic Signal Repair**			**City Project ID**	0
Expenditure Type	MAJ	**Expenditure Status**	ACTIVE		
Category	Traffic	**Priority**	1		

Department Details

Department	DPW CITY HALL-OPERATIONS	**Department Head**	Steven Grenier	**Project Contact**	James Brunette

Budget Information

Add/Replace		**Replacing Asset**		**Mileage**	0
Useful Life	0	**Condition**		**Age of Equipment**	0

Financial Information

Total Project Cost	
Initial Cost	300,000.00
Maintenace/Cost of Operation	$0.00
Maintenance Cost Over 5 years	$0.00
TOTAL INVESTMENT	$300,000.00
Est Salvage Value of Asset	$0.00
EST INITIAL INVESTMENT	$300,000.00

Description of Expenditure

Repair of traffic signals

Justification Information

Continue safe traffic operations

MUNIS Financial Information

Funding Source	$300,000.00	General Levy Borrowing	2025
	$300,000.00		
Expenditure	$300,000.00	Traffic Signal Repair	2025
	$300,000.00		

How will this improve our service level and efficiency

Safety

CIP-Expenditure

City Expenditure ID	585				
Expenditure Name	**West Shop - Main Buildings Emergency Lighting and Exit Signs**			**City Project ID**	0
Expenditure Type	MAJ	**Expenditure Status**	ACTIVE		
Category	Building	**Priority**	2		

Department Details

Department	DPW CITY HALL-OPERATIONS	**Department Head**	Steven Grenier	**Project Contact**	Trista Hobbs

Budget Information

Add/Replace		**Replacing Asset**		**Mileage**	0
Useful Life	0	**Condition**		**Age of Equipment**	0

Financial Information

Total Project Cost	
Initial Cost	35,000.00
Maintenace/Cost of Operation	$0.00
Maintenance Cost Over 5 years	$0.00
TOTAL INVESTMENT	$35,000.00
Est Salvage Value of Asset	$0.00
EST INITIAL INVESTMENT	$35,000.00

Description of Expenditure

Addition of emergency egress lighting and exit signs.

Justification Information

This is a life safety and code issue. In the event of an emergency, those within the building need lighting and clear direction to the exits.

MUNIS Financial Information

Funding Source	$35,000.00	General Levy Borrowing	2023
	$35,000.00		
Expenditure	$35,000.00	West Shop - Main Buildings Emergency Lighting and Exit Signs	2023
	$35,000.00		

How will this improve our service level and efficiency

This project will improve the overall safety of the facility.

CIP-Expenditure

City Expenditure ID	588				
Expenditure Name	**West Shop - Lore Lane Electrical**			**City Project ID**	0
Expenditure Type	MAJ	**Expenditure Status**	ACTIVE		
Category	Building	**Priority**	2		

Department Details

Department	DPW CITY HALL-OPERATIONS	**Department Head**	Steven Grenier	**Project Contact**	Trista Hobbs

Budget Information

Add/Replace		**Replacing Asset**		**Mileage**	0
Useful Life	0	**Condition**		**Age of Equipment**	0

Financial Information

Total Project Cost	
Initial Cost	5,000.00
Maintenace/Cost of Operation	$0.00
Maintenance Cost Over 5 years	$0.00
TOTAL INVESTMENT	$5,000.00
Est Salvage Value of Asset	$0.00
EST INITIAL INVESTMENT	$5,000.00

Description of Expenditure

Remove improper panel labeling, replace existing exit signs with signs that have battery back-up, and add supports for electrical conduit.

Justification Information

The existing panel is improperly labeled as a disconnect and is a safety concern. Existing exit signs are the only emergency egress lighting; without battery back-up they may not work in the event of an emergency. Per code, electrical conduit should be supported. These items were discussed and recommended in the BSA 2014 report.

MUNIS Financial Information

Funding Source	$5,000.00	General Levy Borrowing	2023
	$5,000.00		
Expenditure	$5,000.00	West Shop - Lore Lane Electrical	2023
	$5,000.00		

How will this improve our service level and efficiency

These are code and life safety items. This work will improve the overall safety of the facility.

CIP-Expenditure

City Expenditure ID	583				
Expenditure Name	**West Shop - Building G Ventilation**			**City Project ID**	0
Expenditure Type	MAJ	**Expenditure Status**	ACTIVE		
Category	Building	**Priority**	2		

Department Details

Department	DPW CITY HALL-OPERATIONS	**Department Head**	Steven Grenier	**Project Contact**	Trista Hobbs

Budget Information

Add/Replace	Replace	**Replacing Asset**		**Mileage**	0
Useful Life	0	**Condition**		**Age of Equipment**	0

Financial Information

Total Project Cost	
Initial Cost	40,000.00
Maintenace/Cost of Operation	$0.00
Maintenance Cost Over 5 years	$0.00
TOTAL INVESTMENT	$40,000.00
Est Salvage Value of Asset	$0.00
EST INITIAL INVESTMENT	$40,000.00

Description of Expenditure

Installation of air intake/make-up unit, exhaust fan, and controls.

Justification Information

This existing storage building is unheated and unventilated. The building is used to store various equipment including motorized vehicles. Per code, this building is required to have mechanical exhaust ventilation.

MUNIS Financial Information

Funding Source	$40,000.00	General Levy Borrowing	2022
	$40,000.00		
Expenditure	$40,000.00	West Shop - Building G Ventilation	2022
	$40,000.00		

How will this improve our service level and efficiency

This improvement will help provide a safer working environment.

CIP-Expenditure

City Expenditure ID	589				
Expenditure Name	**West Shop - Building D Stairwell Repairs**			**City Project ID**	0
Expenditure Type	MAJ	**Expenditure Status**	ACTIVE		
Category	Building	**Priority**	2		

Department Details

Department	DPW CITY HALL-OPERATIONS	**Department Head**	Steven Grenier	**Project Contact**	Trista Hobbs

Budget Information

Add/Replace	Replace	**Replacing Asset**		**Mileage**	0
Useful Life	0	**Condition**		**Age of Equipment**	0

Financial Information

Total Project Cost	
Initial Cost	7,500.00
Maintenace/Cost of Operation	$0.00
Maintenance Cost Over 5 years	$0.00
TOTAL INVESTMENT	$7,500.00
Est Salvage Value of Asset	$0.00
EST INITIAL INVESTMENT	$7,500.00

Description of Expenditure

Repair stairwell cracking and install a fire rated door.

Justification Information

The existing building stairwell has settled resulting in cracking. Left un-repaired, the cracking may result in additional repair costs and safety concerns. The fire rated door is necessary to provide at least one code compliant means of egress from the 2nd floor. These items were included in the BSA building evaluation.

MUNIS Financial Information

Funding Source	$7,500.00	General Levy Borrowing	2024
	$7,500.00		
Expenditure	$7,500.00	West Shop - Building D Stairwell Repairs	2024
	$7,500.00		

How will this improve our service level and efficiency

This work will reduce future repair costs and contribute to the overall safety of the facility.

CIP-Expenditure

City Expenditure ID	590				
Expenditure Name	**West Shop - Main Building Ceiling**			**City Project ID**	0
Expenditure Type	MAJ	**Expenditure Status**	ACTIVE		
Category	Building	**Priority**	3		

Department Details

Department	DPW CITY HALL-OPERATIONS	**Department Head**	Steven Grenier	**Project Contact**	Trista Hobbs

Budget Information

Add/Replace	Replace	**Replacing Asset**		**Mileage**	0
Useful Life	0	**Condition**		**Age of Equipment**	0

Financial Information

Total Project Cost	
Initial Cost	25,000.00
Maintenace/Cost of Operation	$0.00
Maintenance Cost Over 5 years	$0.00
TOTAL INVESTMENT	$25,000.00
Est Salvage Value of Asset	$0.00
EST INITIAL INVESTMENT	$25,000.00

Description of Expenditure

Replace original spline ceilings.

Justification Information

Ceilings are original to the building and have been damaged due to leaking roofs. Recommended for replacement by BSA.

MUNIS Financial Information

Funding Source	$25,000.00	General Levy Borrowing	2025
	$25,000.00		
Expenditure	$25,000.00	West Shop - Main Building Ceiling	2025
	$25,000.00		

How will this improve our service level and efficiency

Damaged ceilings will be replaced minimizing future maintenance and providing a more pleasing work environment.

CIP-Expenditure

City Expenditure ID	591				
Expenditure Name	**West Shop - Building A New Roof**			**City Project ID**	0
Expenditure Type	MAJ	**Expenditure Status**	ACTIVE		
Category	Building	**Priority**	2		

Department Details

Department	DPW CITY HALL-OPERATIONS	**Department Head**	Steven Grenier	**Project Contact**	Trista Hobbs

Budget Information

Add/Replace	Replace	**Replacing Asset**		**Mileage**	0
Useful Life	0	**Condition**		**Age of Equipment**	0

Financial Information

Total Project Cost	
Initial Cost	325,000.00
Maintenace/Cost of Operation	$0.00
Maintenance Cost Over 5 years	$0.00
TOTAL INVESTMENT	$325,000.00
Est Salvage Value of Asset	$0.00
EST INITIAL INVESTMENT	$325,000.00

Description of Expenditure

Replace existing EPDM roof membrane.

Justification Information

The existing roof is beyond its useful like and leaks. It is recommended for replacement by BSA in their building evaluation.

MUNIS Financial Information

Funding Source	$325,000.00	General Levy Borrowing	2025
	$325,000.00		
Expenditure	$325,000.00	West Shop - Building A New Roof	2025
	$325,000.00		

How will this improve our service level and efficiency

Roof replacement will protect the building from water infiltration and damage.

CIP-Expenditure

City Expenditure ID	607				
Expenditure Name	**Traffic Signal Repair**			**City Project ID**	0
Expenditure Type	MAJ	**Expenditure Status**	ACTIVE		
Category	Traffic	**Priority**	1		

Department Details

Department	DPW CITY HALL-OPERATIONS	**Department Head**	Steven Grenier	**Project Contact**	James Brunette

Budget Information

Add/Replace		**Replacing Asset**		**Mileage**	0
Useful Life	0	**Condition**		**Age of Equipment**	0

Financial Information

Total Project Cost	
Initial Cost	500,000.00
Maintenace/Cost of Operation	$0.00
Maintenance Cost Over 5 years	$0.00
TOTAL INVESTMENT	$500,000.00
Est Salvage Value of Asset	$0.00
EST INITIAL INVESTMENT	$500,000.00

Description of Expenditure

Repair of traffic signals

Justification Information

Continue safe traffic operations

MUNIS Financial Information

Funding Source	$500,000.00	General Levy Borrowing	2021
	$500,000.00		
Expenditure	$500,000.00	Traffic Signal Repair	2021
	$500,000.00		

How will this improve our service level and efficiency

Safety

CIP-Expenditure

City Expenditure ID	608				
Expenditure Name	**Traffic Signal Repair**			**City Project ID**	0
Expenditure Type	MAJ	**Expenditure Status**	ACTIVE		
Category	Traffic	**Priority**	1		

Department Details

Department	DPW CITY HALL-OPERATIONS	**Department Head**	Steven Grenier	**Project Contact**	James Brunette

Budget Information

Add/Replace		**Replacing Asset**		**Mileage**	0
Useful Life	0	**Condition**		**Age of Equipment**	0

Financial Information

Total Project Cost	
Initial Cost	500,000.00
Maintenace/Cost of Operation	$0.00
Maintenance Cost Over 5 years	$0.00
TOTAL INVESTMENT	$500,000.00
Est Salvage Value of Asset	$0.00
EST INITIAL INVESTMENT	$500,000.00

Description of Expenditure

Repair of traffic signals

Justification Information

Continue safe traffic operations

MUNIS Financial Information

Funding Source	$500,000.00	General Levy Borrowing	2022
	$500,000.00		
Expenditure	$500,000.00	Traffic Signal Repair	2022
	$500,000.00		

How will this improve our service level and efficiency

Safety

CIP-Expenditure

City Expenditure ID	609				
Expenditure Name	**Traffic Signal Repair**			**City Project ID**	0
Expenditure Type	MAJ	**Expenditure Status**	ACTIVE		
Category	Traffic	**Priority**	1		

Department Details

Department	DPW CITY HALL-OPERATIONS	**Department Head**	Steven Grenier	**Project Contact**	James Brunette

Budget Information

Add/Replace		**Replacing Asset**		**Mileage**	0
Useful Life	0	**Condition**		**Age of Equipment**	0

Financial Information

Total Project Cost	
Initial Cost	300,000.00
Maintenace/Cost of Operation	$0.00
Maintenance Cost Over 5 years	$0.00
TOTAL INVESTMENT	$300,000.00
Est Salvage Value of Asset	$0.00
EST INITIAL INVESTMENT	$300,000.00

Description of Expenditure

Repair of traffic signals

Justification Information

Continue safe traffic operations

MUNIS Financial Information

Funding Source	$300,000.00	General Levy Borrowing	2023
	$300,000.00		
Expenditure	$300,000.00	Traffic Signal Repair	2023
	$300,000.00		

How will this improve our service level and efficiency

Safety

CIP-Expenditure

City Expenditure ID	610				
Expenditure Name	**Traffic Signal Repair**			**City Project ID**	0
Expenditure Type	MAJ	**Expenditure Status**	ACTIVE		
Category	Traffic	**Priority**	1		

Department Details

Department	DPW CITY HALL-OPERATIONS	**Department Head**	Steven Grenier	**Project Contact**	James Brunette

Budget Information

Add/Replace		**Replacing Asset**		**Mileage**	0
Useful Life	0	**Condition**		**Age of Equipment**	0

Financial Information

Total Project Cost	
Initial Cost	300,000.00
Maintenace/Cost of Operation	$0.00
Maintenance Cost Over 5 years	$0.00
TOTAL INVESTMENT	$300,000.00
Est Salvage Value of Asset	$0.00
EST INITIAL INVESTMENT	$300,000.00

Description of Expenditure

Repair of traffic signals

Justification Information

Continue safe traffic operations

MUNIS Financial Information

Funding Source	$300,000.00	General Levy Borrowing	2024
	$300,000.00		
Expenditure	$300,000.00	Traffic Signal Repair	2024
	$300,000.00		

How will this improve our service level and efficiency

Safety

CIP-Expenditure

City Expenditure ID	575				
Expenditure Name	**West Shop - BUILDING H - Replacement**			**City Project ID**	0
Expenditure Type	MAJ	**Expenditure Status**	ACTIVE		
Category	Building	**Priority**	1		

Department Details

Department	DPW CITY HALL-OPERATIONS	**Department Head**	Steve Grenier	**Project Contact**	

Budget Information

Add/Replace	Replace	**Replacing Asset**		**Mileage**	0
Useful Life	45	**Condition**		**Age of Equipment**	0

Financial Information

Total Project Cost	
Initial Cost	300,000.00
Maintenace/Cost of Operation	$0.00
Maintenance Cost Over 5 years	$0.00
TOTAL INVESTMENT	$300,000.00
Est Salvage Value of Asset	$0.00
EST INITIAL INVESTMENT	$300,000.00

Description of Expenditure

Demolish existing building and construct a metal pole building in its place.

Justification Information

Building H was constructed in 1952, the concrete foundations are failing and unsafe. Foundation repairs identified by BSA are cost prohibitive given the age and overall condition of the building. Demolishing the existing building and constructing an at grade storage shed will improve safety and better meet the needs of DPW Operations.

MUNIS Financial Information

Funding Source	$300,000.00	General Levy Borrowing	2021
	$300,000.00		
Expenditure	$300,000.00	West Shop - Building H - Replacement	2021
	$300,000.00		

How will this improve our service level and efficiency

The existing building foundation is failing. A replacement at grade building will improve safety and eliminate the need to lift materials into the building.

CIP-Expenditure

City Expenditure ID	576				
Expenditure Name	**West Shop - Receptacle Replacement**			**City Project ID**	0
Expenditure Type	MAJ	**Expenditure Status**	ACTIVE		
Category	Building	**Priority**	2		

Department Details

Department	DPW CITY HALL-OPERATIONS	**Department Head**	Steven Grenier	**Project Contact**	Trista Hobbs

Budget Information

Add/Replace	Replace	**Replacing Asset**		**Mileage**	0
Useful Life	0	**Condition**		**Age of Equipment**	0

Financial Information

Total Project Cost	
Initial Cost	3,500.00
Maintenace/Cost of Operation	$0.00
Maintenance Cost Over 5 years	$0.00
TOTAL INVESTMENT	$3,500.00
Est Salvage Value of Asset	$0.00
EST INITIAL INVESTMENT	$3,500.00

Description of Expenditure

Replace non-GFCI receptacles in the garages with GFCI protected receptacles

Justification Information

Per code, these receptacles should be GFCI protected. This is a safety hazard.

MUNIS Financial Information

Funding Source	$3,500.00	General Levy Borrowing	2022
	$3,500.00		
Expenditure	$3,500.00	West Shop - Receptacle Replacement	2022
	$3,500.00		

How will this improve our service level and efficiency

This is a safety issue.

CIP-Expenditure

City Expenditure ID	577				
Expenditure Name	**West Shop - Gym Wall Repair**			**City Project ID**	0
Expenditure Type	MAJ	**Expenditure Status**	ACTIVE		
Category	Building	**Priority**	2		

Department Details

Department	DPW CITY HALL-OPERATIONS	**Department Head**	Steven Grenier	**Project Contact**	Trista Hobbs

Budget Information

Add/Replace	Replace	**Replacing Asset**		**Mileage**	0
Useful Life	0	**Condition**		**Age of Equipment**	0

Financial Information

Total Project Cost	
Initial Cost	20,000.00
Maintenace/Cost of Operation	$0.00
Maintenance Cost Over 5 years	$0.00
TOTAL INVESTMENT	$20,000.00
Est Salvage Value of Asset	$0.00
EST INITIAL INVESTMENT	$20,000.00

Description of Expenditure

Repair concrete block wall.

Justification Information

The existing concrete block wall in the WSG gym is shifting and cracking. Cracks show thru to the exterior of the building exposing the structure to the elements and further degridation.

MUNIS Financial Information

Funding Source	$20,000.00	General Levy Borrowing	2021
	$20,000.00		
Expenditure	$20,000.00	West Shop - Gym Wall Repair	2021
	$20,000.00		

How will this improve our service level and efficiency

Repairing the wall now will prevent further damage and more extensive repairs.

CIP-Expenditure

City Expenditure ID	578				
Expenditure Name	**West Shop - Building D Parapet Cap Replacement**			**City Project ID**	0
Expenditure Type	MAJ	**Expenditure Status**	ACTIVE		
Category	Building	**Priority**	1		

Department Details

Department	DPW CITY HALL-OPERATIONS	**Department Head**	Steven Grenier	**Project Contact**	Trista Hobbs

Budget Information

Add/Replace	Replace	**Replacing Asset**		**Mileage**	0
Useful Life	0	**Condition**		**Age of Equipment**	0

Financial Information

Total Project Cost	
Initial Cost	20,000.00
Maintenace/Cost of Operation	$0.00
Maintenance Cost Over 5 years	$0.00
TOTAL INVESTMENT	$20,000.00
Est Salvage Value of Asset	$0.00
EST INITIAL INVESTMENT	$20,000.00

Description of Expenditure

Replace existing concrete block cap with metal flashing.

Justification Information

The existing concrete block cap is loose causing safety concerns should it fall. Additionally, failing joints in the cap allow water to infiltrate behind the brick facade causing the damage to the face of the building.

MUNIS Financial Information

Funding Source	$20,000.00	General Levy Borrowing	2021
	$20,000.00		
Expenditure	$20,000.00	West Shop - Building D Parapet Cap Replacement	2021
	$20,000.00		

How will this improve our service level and efficiency

Replacement of the flashing will increase safety of the building and prevent water infiltration and damage to the building facade.

CIP-Expenditure

City Expenditure ID	579				
Expenditure Name	**West Shop - Window Replacement**			**City Project ID**	0
Expenditure Type	MAJ	**Expenditure Status**	ACTIVE		
Category	Building	**Priority**	3		

Department Details

Department	DPW CITY HALL-OPERATIONS	**Department Head**	Steven Grenier	**Project Contact**	Trista Hobbs

Budget Information

Add/Replace	Replace	**Replacing Asset**		**Mileage**	0
Useful Life	0	**Condition**		**Age of Equipment**	0

Financial Information

Total Project Cost	
Initial Cost	36,000.00
Maintenace/Cost of Operation	$0.00
Maintenance Cost Over 5 years	$0.00
TOTAL INVESTMENT	$36,000.00
Est Salvage Value of Asset	$0.00
EST INITIAL INVESTMENT	$36,000.00

Description of Expenditure

Replacement of the existing windows.

Justification Information

The existing windows are original to the building. These windows are in disrepair and are not energy efficient.

MUNIS Financial Information

Funding Source	$36,000.00	General Levy Borrowing	2022
	$36,000.00		
Expenditure	$36,000.00	West Shop - Window Replacement	2022
	$36,000.00		

How will this improve our service level and efficiency

Replacement of these windows will further build on the energy efficiencies realized with the HVAC/Boiler Replacement project competed the previous year.

CIP-Expenditure

City Expenditure ID	580				
Expenditure Name	**West Shop - Building B New Roof and Parapet Cap Replacement**			**City Project ID**	0
Expenditure Type	MAJ	**Expenditure Status**	ACTIVE		
Category	Building	**Priority**	2		

Department Details

Department	DPW CITY HALL-OPERATIONS	**Department Head**	Steven Grenier	**Project Contact**	Trista Hobbs

Budget Information

Add/Replace	Replace	**Replacing Asset**		**Mileage**	0
Useful Life	0	**Condition**		**Age of Equipment**	0

Financial Information

Total Project Cost	
Initial Cost	320,000.00
Maintenace/Cost of Operation	$0.00
Maintenance Cost Over 5 years	$0.00
TOTAL INVESTMENT	$320,000.00
Est Salvage Value of Asset	$0.00
EST INITIAL INVESTMENT	$320,000.00

Description of Expenditure

Replace existing roofing. Replace concrete block cap with metal flashing.

Justification Information

The existing ballasted EPDM roof is original to the building and beyond its useful life. It is difficult to repair leaks due to the age of the roof. The existing concrete block cap is loose causing safety concerns should it fall. Additionally, failing joints in the cap allow water to infiltrate behind the brick facade causing the damage to the face of the building.

MUNIS Financial Information

Funding Source	$320,000.00	General Levy Borrowing	2022
	$320,000.00		
Expenditure	$320,000.00	West Shop - Building B New Roof and Parapet Cap Replacement	2022
	$320,000.00		

How will this improve our service level and efficiency

Replacement of the flashing will increase safety of the building and prevent water infiltration and damage to the building facade.

CIP-Expenditure

City Expenditure ID	581				
Expenditure Name	**West Shop - Building D Trench Drains**			**City Project ID**	0
Expenditure Type	MAJ	**Expenditure Status**	ACTIVE		
Category	Building	**Priority**	2		

Department Details

Department	DPW CITY HALL-OPERATIONS	**Department Head**	Steven Grenier	**Project Contact**	Trista Hobbs

Budget Information

Add/Replace	Replace	**Replacing Asset**		**Mileage**	0
Useful Life	0	**Condition**		**Age of Equipment**	0

Financial Information

Total Project Cost	
Initial Cost	36,000.00
Maintenace/Cost of Operation	$0.00
Maintenance Cost Over 5 years	$0.00
TOTAL INVESTMENT	$36,000.00
Est Salvage Value of Asset	$0.00
EST INITIAL INVESTMENT	$36,000.00

Description of Expenditure

Replace existing trench drains in shop floor.

Justification Information

The existing trench drains do not adequately collect the water from the floor creating slip hazards and unsafe conditions.

MUNIS Financial Information

Funding Source	$36,000.00	General Levy Borrowing	2022
	$36,000.00		
Expenditure	$36,000.00	West Shop - Building D Trench Drains	2022
	$36,000.00		

How will this improve our service level and efficiency

New trench drains will improve building drainage and overall safety.

CIP-Expenditure

City Expenditure ID	582				
Expenditure Name	**West Shop - Building F HVAC**			**City Project ID**	0
Expenditure Type	MAJ	**Expenditure Status**	ACTIVE		
Category	Building	**Priority**	2		

Department Details

Department	DPW CITY HALL-OPERATIONS	**Department Head**	Steven Grenier	**Project Contact**	Trista Hobbs

Budget Information

Add/Replace	Replace	**Replacing Asset**		**Mileage**	0
Useful Life	0	**Condition**		**Age of Equipment**	0

Financial Information

Total Project Cost	
Initial Cost	105,000.00
Maintenace/Cost of Operation	$0.00
Maintenance Cost Over 5 years	$0.00
TOTAL INVESTMENT	$105,000.00
Est Salvage Value of Asset	$0.00
EST INITIAL INVESTMENT	$105,000.00

Description of Expenditure

Replacement of abandoned air intake/make-up unit, heating equipment, exhaust fan, and controls.

Justification Information

Improper ventilation is a life safety concern. The building ventilation and heating system is abandoned. A gas fired make-up ventilation unit previously provided heated ventilation and make-up air for the building. The two roof ventilators previously provided exhaust/relief ventilation. None of these system currently work; a warning sign is posted at the entrance to the building indicating "Carbon Monoxide may be Present."

MUNIS Financial Information

Funding Source	$105,000.00	General Levy Borrowing	2022
	$105,000.00		
Expenditure	$105,000.00	West Shop - Building F HVAC	2022
	$105,000.00		

How will this improve our service level and efficiency

Replacement of the HVAC will help provide a safe working environment.

CIP-Expenditure

City Expenditure ID	6				
Expenditure Name	**DPW WEST SHOP - MAIN BUILDING-HVAC SYSTEM/FIRE**			**City Project ID**	0
Expenditure Type	MAJ	**Expenditure Status**	ACTIVE		
Category	Building	**Priority**	1		

Department Details

Department	DPW CITY HALL-OPERATIONS	**Department Head**	Steve Grenier	**Project Contact**	

Budget Information

Add/Replace	Replace	**Replacing Asset**		**Mileage**	0
Useful Life	0	**Condition**		**Age of Equipment**	0

Financial Information

Total Project Cost	
Initial Cost	0.00
Maintenace/Cost of Operation	$0.00
Maintenance Cost Over 5 years	$0.00
TOTAL INVESTMENT	$0.00
Est Salvage Value of Asset	$0.00
EST INITIAL INVESTMENT	$0.00

Description of Expenditure

Replace the HVAC/Fire System in the Main Building at DPW West Shop

Justification Information

The main building was constructed in 1952, the HVAC and fire system is original to the building. The control of the HVAC system is antiquated and multiple components have failed, pipes have detreated and parts of the building are not properly vented. The fire alarm system is outdated and only sprinkled in parts of the mechanic shop, the main portion of the building is left unsprinkled. The upgrade to the HVAC and fire alarm system was recommended in the BSA building study in order to improve energy efficiency and fire alarm safety.

MUNIS Financial Information

Funding Source	$0.00	General Levy Borrowing	2021
	$0.00		
Expenditure	$0.00	West Shop-Main Building HVAC System-Fire	2021
	$0.00		

How will this improve our service level and efficiency

The existing HVAC does not allow the temperature of the spaces to be regulated. Energy efficiency due to control over the system will allow monies to be saved for other necessary expenses within the City.

CIP-Expenditure

City Expenditure ID	2				
Expenditure Name	**West Shop - Building Exterior Facade and Parapet Cap Replacement**			**City Project ID**	0
Expenditure Type	MAJ	**Expenditure Status**	ACTIVE		
Category	Building	**Priority**	1		

Department Details

Department	DPW CITY HALL-OPERATIONS	**Department Head**	Steve Grenier	**Project Contact**	

Budget Information

Add/Replace	Replace	**Replacing Asset**		**Mileage**	0
Useful Life	45	**Condition**		**Age of Equipment**	0

Financial Information

Total Project Cost	
Initial Cost	850,000.00
Maintenace/Cost of Operation	$0.00
Maintenance Cost Over 5 years	$0.00
TOTAL INVESTMENT	$850,000.00
Est Salvage Value of Asset	$0.00
EST INITIAL INVESTMENT	$850,000.00

Description of Expenditure

Building Exterior Façade Repairs and replacement of remaining concrete parapet caps.

Justification Information

The main building was constructed in 1952, due to the elements, building settlement and past construction practices, the brick and mortar joints are failing resulting in the cracking of the bricks and loosening of the mortar joints. Additionally, the existing concrete parapet caps are loose and may present a safety hazard as well as allow water to infiltrate behind the brick facade. The repairs have been recommended in the BSA building study to improve the structural integrity of the exterior and to provide protection from the elements.

MUNIS Financial Information

Funding Source	$850,000.00	General Levy Borrowing	2024
	$850,000.00		
Expenditure	$850,000.00	West Shop-Main Building - Exterior Facade	2024
	$850,000.00		

How will this improve our service level and efficiency

This project will repair the brick mortar joints and parapet cap and secure the building from water infiltration and future damage.

CIP-Expenditure

City Expenditure ID	12				
Expenditure Name	**DPW WEST SHOP-MAIN BUILDING - CODE/ADA**			**City Project ID**	0
Expenditure Type	MAJ	**Expenditure Status**	ACTIVE		
Category	Building	**Priority**	2		

Department Details

Department	DPW CITY HALL-OPERATIONS	**Department Head**	Steve Grenier	**Project Contact**	

Budget Information

Add/Replace	Replace	**Replacing Asset**		**Mileage**	0
Useful Life	0	**Condition**		**Age of Equipment**	0

Financial Information

Total Project Cost	
Initial Cost	120,000.00
Maintenace/Cost of Operation	$0.00
Maintenance Cost Over 5 years	$0.00
TOTAL INVESTMENT	$120,000.00
Est Salvage Value of Asset	$0.00
EST INITIAL INVESTMENT	$120,000.00

Description of Expenditure

MAIN BUILDING CODE/ADA

Justification Information

The building was constructed in 1952 and does not meet the current ADA code to include, accessible routes into the building, handrail height, bathroom and lavatory fixtures and stair shaft doors. The upgrade to meet the current ADA code is recommended in the BSA building study to improve efficiency and safety. The project will also include installation of audible and audible/visual alarms to meet code requirements.

MUNIS Financial Information

Funding Source	$120,000.00	General Levy Borrowing	2025
	$120,000.00		
Expenditure	$120,000.00	West Shop-Main Building - Coda/ADA	2025
	$120,000.00		

How will this improve our service level and efficiency

These improvements will help bring the facility up to code and better serve all of the City's residents and employees.

CIP-Expenditure

City Expenditure ID	15				
Expenditure Name	**DPW WEST SHOP-LORE LANE - HVAC**			**City Project ID**	0
Expenditure Type	MAJ	**Expenditure Status**	ACTIVE		
Category	Building	**Priority**	2		

Department Details

Department	DPW CITY HALL-OPERATIONS	**Department Head**	Steve Grenier	**Project Contact**	

Budget Information

Add/Replace	Replace	**Replacing Asset**		**Mileage**	0
Useful Life	0	**Condition**		**Age of Equipment**	0

Financial Information

Total Project Cost	
Initial Cost	350,000.00
Maintenace/Cost of Operation	$0.00
Maintenance Cost Over 5 years	$0.00
TOTAL INVESTMENT	$350,000.00
Est Salvage Value of Asset	$0.00
EST INITIAL INVESTMENT	$350,000.00

Description of Expenditure

LORE LANE HVAC

Justification Information

The HVAC system is original to the building. Many of the components are failing, outdated and are not efficient. Additionally, the addition of fresh air intakes and an exhaust system is recommended to be installed. The upgrades and additions are recommended by the BSA building study to improve energy consumption and to improve air quality.

MUNIS Financial Information

Funding Source	$350,000.00	General Levy Borrowing	2025
	$350,000.00		
Expenditure	$350,000.00	West Shop-Lore Lane - HVAC	2025
	$350,000.00		

How will this improve our service level and efficiency

This improvement will improve energy efficiency resulting in cost savings as well as improve air quality and help provide a safer working environment.

CIP-Expenditure

City Expenditure ID	694				
Expenditure Name	**Resurfacing Program**			**City Project ID**	0
Expenditure Type	MAJ	**Expenditure Status**	ACTIVE		
Category	Roads	**Priority**	1		

Department Details

Department	DPW CITY HALL-OPERATIONS	**Department Head**	Steven Grenier	**Project Contact**	James Brunette

Budget Information

Add/Replace		**Replacing Asset**		**Mileage**	0
Useful Life	0	**Condition**		**Age of Equipment**	0

Financial Information

Total Project Cost	
Initial Cost	2,600,000.00
Maintenace/Cost of Operation	$0.00
Maintenance Cost Over 5 years	$0.00
TOTAL INVESTMENT	$2,600,000.00
Est Salvage Value of Asset	$0.00
EST INITIAL INVESTMENT	$2,600,000.00

Description of Expenditure

description

Justification Information

justification

MUNIS Financial Information

Funding Source	$2,600,000.00	General Levy Borrowing	2022
	$2,600,000.00		
Expenditure	$2,600,000.00	Resurfacing Program	2022
	$2,600,000.00		

How will this improve our service level and efficiency

efficiency

CIP-Expenditure

City Expenditure ID	695				
Expenditure Name	**Resurfacing Program**			**City Project ID**	0
Expenditure Type	MAJ	**Expenditure Status**	ACTIVE		
Category	Roads	**Priority**	1		

Department Details

Department	DPW CITY HALL-OPERATIONS	**Department Head**	Steven Grenier	**Project Contact**	James Brunette

Budget Information

Add/Replace		**Replacing Asset**		**Mileage**	0
Useful Life	0	**Condition**		**Age of Equipment**	0

Financial Information

Total Project Cost	
Initial Cost	2,600,000.00
Maintenace/Cost of Operation	$0.00
Maintenance Cost Over 5 years	$0.00
TOTAL INVESTMENT	$2,600,000.00
Est Salvage Value of Asset	$0.00
EST INITIAL INVESTMENT	$2,600,000.00

Description of Expenditure

description

Justification Information

justification

MUNIS Financial Information

Funding Source	$2,600,000.00	General Levy Borrowing	2023
	$2,600,000.00		
Expenditure	$2,600,000.00	Resurfacing Program	2023
	$2,600,000.00		

How will this improve our service level and efficiency

efficiency

CIP-Expenditure

City Expenditure ID	696				
Expenditure Name	**Resurfacing Program**			**City Project ID**	0
Expenditure Type	MAJ	**Expenditure Status**	ACTIVE		
Category	Roads	**Priority**	1		

Department Details

Department	DPW CITY HALL-OPERATIONS	**Department Head**	Steven Grenier	**Project Contact**	James Brunette

Budget Information

Add/Replace		**Replacing Asset**		**Mileage**	0
Useful Life	0	**Condition**		**Age of Equipment**	0

Financial Information

Total Project Cost	
Initial Cost	2,600,000.00
Maintenace/Cost of Operation	$0.00
Maintenance Cost Over 5 years	$0.00
TOTAL INVESTMENT	$2,600,000.00
Est Salvage Value of Asset	$0.00
EST INITIAL INVESTMENT	$2,600,000.00

Description of Expenditure

description

Justification Information

justification

MUNIS Financial Information

Funding Source	$2,600,000.00	General Levy Borrowing	2024
	$2,600,000.00		
Expenditure	$2,600,000.00	Resurfacing Program	2024
	$2,600,000.00		

How will this improve our service level and efficiency

efficiency

CIP-Expenditure

City Expenditure ID	697				
Expenditure Name	**Resurfacing Program**			**City Project ID**	0
Expenditure Type	MAJ	**Expenditure Status**	ACTIVE		
Category	Roads	**Priority**	1		

Department Details

Department	DPW CITY HALL-OPERATIONS	**Department Head**	Steven Grenier	**Project Contact**	James Brunette

Budget Information

Add/Replace		**Replacing Asset**		**Mileage**	0
Useful Life	0	**Condition**		**Age of Equipment**	0

Financial Information

Total Project Cost	
Initial Cost	2,600,000.00
Maintenace/Cost of Operation	$0.00
Maintenance Cost Over 5 years	$0.00
TOTAL INVESTMENT	$2,600,000.00
Est Salvage Value of Asset	$0.00
EST INITIAL INVESTMENT	$2,600,000.00

Description of Expenditure

description

Justification Information

justification

MUNIS Financial Information

Funding Source	$2,600,000.00	General Levy Borrowing	2025
	$2,600,000.00		
Expenditure	$2,600,000.00	Resurfacing Program	2025
	$2,600,000.00		

How will this improve our service level and efficiency

efficiency

CIP-Expenditure

City Expenditure ID	669				
Expenditure Name	**S. Maple Street Reconstruction**			**City Project ID**	0
Expenditure Type	MAJ	**Expenditure Status**	ACTIVE		
Category	Roads	**Priority**	1		

Department Details

Department	DPW CITY HALL-OPERATIONS	**Department Head**	Steven Grenier	**Project Contact**	Trista Hobbs

Budget Information

Add/Replace	Replace	**Replacing Asset**		**Mileage**	0
Useful Life	0	**Condition**		**Age of Equipment**	0

Financial Information

Total Project Cost	
Initial Cost	400,000.00
Maintenace/Cost of Operation	$0.00
Maintenance Cost Over 5 years	$0.00
TOTAL INVESTMENT	$400,000.00
Est Salvage Value of Asset	$0.00
EST INITIAL INVESTMENT	$400,000.00

Description of Expenditure

description

Justification Information

justification

MUNIS Financial Information

Funding Source	$400,000.00	General Levy Borrowing	2021
	$400,000.00		
Expenditure	$400,000.00	S. Maple Street Reconstruction	2021
	$400,000.00		

How will this improve our service level and efficiency

efficiency

CIP-Expenditure

City Expenditure ID	643				
Expenditure Name	**Grandview Bridge Replacement**			**City Project ID**	0
Expenditure Type	MAJ	**Expenditure Status**	ACTIVE		
Category	Bridges	**Priority**	1		

Department Details

Department	DPW CITY HALL-OPERATIONS	**Department Head**	Steven Grenier	**Project Contact**	Trista Hobbs

Budget Information

Add/Replace	Replace	**Replacing Asset**		**Mileage**	0
Useful Life	0	**Condition**		**Age of Equipment**	0

Financial Information

Total Project Cost	
Initial Cost	275,000.00
Maintenace/Cost of Operation	$0.00
Maintenance Cost Over 5 years	$0.00
TOTAL INVESTMENT	$275,000.00
Est Salvage Value of Asset	$0.00
EST INITIAL INVESTMENT	$275,000.00

Description of Expenditure

Replacement of the bridge on Grandview Road over Baird Creek.

Justification Information

The bridge is deteriorated and beyond its useful life. Scour is causing the roadway approaches to settle requiring frequent maintenance.

MUNIS Financial Information

Funding Source	$275,000.00	General Levy Borrowing	2025
	$275,000.00		
Expenditure	$275,000.00	Grandview Bridge Replacement	2025
	$275,000.00		

How will this improve our service level and efficiency

Improved safety for the traveling public.

CIP-Expenditure

City Expenditure ID	640				
Expenditure Name	**Sidewalks Citywide Program**			**City Project ID**	0
Expenditure Type	MAJ	**Expenditure Status**	ACTIVE		
Category	Sidewalks	**Priority**	1		

Department Details

Department	DPW CITY HALL-OPERATIONS	**Department Head**	Steven Grenier	**Project Contact**	James Brunette

Budget Information

Add/Replace		**Replacing Asset**		**Mileage**	0
Useful Life	0	**Condition**		**Age of Equipment**	0

Financial Information

Total Project Cost	
Initial Cost	320,000.00
Maintenace/Cost of Operation	$0.00
Maintenance Cost Over 5 years	$0.00
TOTAL INVESTMENT	$320,000.00
Est Salvage Value of Asset	$0.00
EST INITIAL INVESTMENT	$320,000.00

Description of Expenditure

Repair and replacement of sidewalk.

Justification Information

Necessary to provide safe travel surfaces for pedestrians and non-motorized traffic.

MUNIS Financial Information

Funding Source	$320,000.00	General Levy Borrowing	2022
	$320,000.00		
Expenditure	$320,000.00	Sidewalks Citywide Program	2022
	$320,000.00		

How will this improve our service level and efficiency

Provide safe travel surfaces for pedestrians and non-motorized traffic.

CIP-Expenditure

City Expenditure ID	636				
Expenditure Name	**Sidewalks Compliant Program**			**City Project ID**	0
Expenditure Type	MAJ	**Expenditure Status**	ACTIVE		
Category	Sidewalks	**Priority**	1		

Department Details

Department	DPW CITY HALL-OPERATIONS	**Department Head**	Steven Grenier	**Project Contact**	James Brunette

Budget Information

Add/Replace		**Replacing Asset**		**Mileage**	0
Useful Life	0	**Condition**		**Age of Equipment**	0

Financial Information

Total Project Cost	
Initial Cost	150,000.00
Maintenace/Cost of Operation	$0.00
Maintenance Cost Over 5 years	$0.00
TOTAL INVESTMENT	$150,000.00
Est Salvage Value of Asset	$0.00
EST INITIAL INVESTMENT	$150,000.00

Description of Expenditure

Repair and replacement of sidewalk to meet ADA and ordinance compliance.

Justification Information

Required by state and federal law.

MUNIS Financial Information

Funding Source	$150,000.00	General Levy Borrowing	2025
	$150,000.00		
Expenditure	$150,000.00	Sidewalks Compliant Program	2025
	$150,000.00		

How will this improve our service level and efficiency

Provide safe travel surfaces for pedestrians and non-motorized traffic.

CIP-Expenditure

City Expenditure ID	637				
Expenditure Name	**Sidewalks Citywide Program**			**City Project ID**	0
Expenditure Type	MAJ	**Expenditure Status**	ACTIVE		
Category	Sidewalks	**Priority**	1		

Department Details

Department	DPW CITY HALL-OPERATIONS	**Department Head**	Steven Grenier	**Project Contact**	James Brunette

Budget Information

Add/Replace		**Replacing Asset**		**Mileage**	0
Useful Life	0	**Condition**		**Age of Equipment**	0

Financial Information

Total Project Cost	
Initial Cost	320,000.00
Maintenace/Cost of Operation	$0.00
Maintenance Cost Over 5 years	$0.00
TOTAL INVESTMENT	$320,000.00
Est Salvage Value of Asset	$0.00
EST INITIAL INVESTMENT	$320,000.00

Description of Expenditure

Repair and replacement of sidewalk.

Justification Information

Necessary to provide safe travel surfaces for pedestrians and non-motorized traffic.

MUNIS Financial Information

Funding Source	$320,000.00	General Levy Borrowing	2025
	$320,000.00		
Expenditure	$320,000.00	Sidewalks Citywide Program	2025
	$320,000.00		

How will this improve our service level and efficiency

Provide safe travel surfaces for pedestrians and non-motorized traffic.

CIP-Expenditure

City Expenditure ID	638				
Expenditure Name	**Sidewalks Citywide Program**			**City Project ID**	0
Expenditure Type	MAJ	**Expenditure Status**	ACTIVE		
Category	Sidewalks	**Priority**	1		

Department Details

Department	DPW CITY HALL-OPERATIONS	**Department Head**	Steven Grenier	**Project Contact**	James Brunette

Budget Information

Add/Replace		**Replacing Asset**		**Mileage**	0
Useful Life	0	**Condition**		**Age of Equipment**	0

Financial Information

Total Project Cost	
Initial Cost	320,000.00
Maintenace/Cost of Operation	$0.00
Maintenance Cost Over 5 years	$0.00
TOTAL INVESTMENT	$320,000.00
Est Salvage Value of Asset	$0.00
EST INITIAL INVESTMENT	$320,000.00

Description of Expenditure

Repair and replacement of sidewalk.

Justification Information

Necessary to provide safe travel surfaces for pedestrians and non-motorized traffic.

MUNIS Financial Information

Funding Source	$320,000.00	General Levy Borrowing	2024
	$320,000.00		
Expenditure	$320,000.00	Sidewalks Citywide Program	2024
	$320,000.00		

How will this improve our service level and efficiency

Provide safe travel surfaces for pedestrians and non-motorized traffic.

CIP-Expenditure

City Expenditure ID	639				
Expenditure Name	**Sidewalks Citywide Program**			**City Project ID**	0
Expenditure Type	MAJ	**Expenditure Status**	ACTIVE		
Category	Sidewalks	**Priority**	1		

Department Details

Department	DPW CITY HALL-OPERATIONS	**Department Head**	Steven Grenier	**Project Contact**	James Brunette

Budget Information

Add/Replace		**Replacing Asset**		**Mileage**	0
Useful Life	0	**Condition**		**Age of Equipment**	0

Financial Information

Total Project Cost	
Initial Cost	320,000.00
Maintenace/Cost of Operation	$0.00
Maintenance Cost Over 5 years	$0.00
TOTAL INVESTMENT	$320,000.00
Est Salvage Value of Asset	$0.00
EST INITIAL INVESTMENT	$320,000.00

Description of Expenditure

Repair and replacement of sidewalk.

Justification Information

Necessary to provide safe travel surfaces for pedestrians and non-motorized traffic.

MUNIS Financial Information

Funding Source	$320,000.00	General Levy Borrowing	2023
	$320,000.00		
Expenditure	$320,000.00	Sidewalks Citywide Program	2023
	$320,000.00		

How will this improve our service level and efficiency

Provide safe travel surfaces for pedestrians and non-motorized traffic.

CIP-Expenditure

City Expenditure ID	628				
Expenditure Name	**Taylor Street Bridge - Construction**			**City Project ID**	0
Expenditure Type	MAJ	**Expenditure Status**	ACTIVE		
Category	Bridges	**Priority**	1		

Department Details

Department	DPW CITY HALL-OPERATIONS	**Department Head**	Steven Grenier	**Project Contact**	Trista Hobbs

Budget Information

Add/Replace	Replace	**Replacing Asset**		**Mileage**	0
Useful Life	0	**Condition**		**Age of Equipment**	0

Financial Information

Total Project Cost	
Initial Cost	178,000.00
Maintenace/Cost of Operation	$0.00
Maintenance Cost Over 5 years	$0.00
TOTAL INVESTMENT	$178,000.00
Est Salvage Value of Asset	$0.00
EST INITIAL INVESTMENT	$178,000.00

Description of Expenditure

Design of replacement bridge for the Taylor Street bridge over Beaver Dam Creek.

Justification Information

The bridge is deteriorated and in need of replacement in order to provide safe transportation for users.

MUNIS Financial Information

Funding Source	$178,000.00	General Levy Borrowing	2022
	$178,000.00		
Expenditure	$178,000.00	Taylor Street Bridge - Construction	2022
	$178,000.00		

How will this improve our service level and efficiency

The deteriorated state of this structure is a safety concern.

CIP-Expenditure

City Expenditure ID	629				
Expenditure Name	**Main Street Bridge over Fox River Center Lock Replacement**			**City Project ID**	0
Expenditure Type	MAJ	**Expenditure Status**	ACTIVE		
Category	Bridges	**Priority**	1		

Department Details

Department	DPW CITY HALL-OPERATIONS	**Department Head**	Steven Grenier	**Project Contact**	Trista Hobbs

Budget Information

Add/Replace		**Replacing Asset**		**Mileage**	0
Useful Life	0	**Condition**		**Age of Equipment**	0

Financial Information

Total Project Cost	
Initial Cost	100,000.00
Maintenace/Cost of Operation	$0.00
Maintenance Cost Over 5 years	$0.00
TOTAL INVESTMENT	$100,000.00
Est Salvage Value of Asset	$0.00
EST INITIAL INVESTMENT	$100,000.00

Description of Expenditure

Replacement of center lock pins on Main Street bridge over the Fox River.

Justification Information

The pins are worn causing additional vibration in the structure. Replacement will help reduce vibration and prevent additional wear.

MUNIS Financial Information

Funding Source	$100,000.00	General Levy Borrowing	2021
	$100,000.00		
Expenditure	$100,000.00	Main Street Bridge over Fox River Center Lock Replacement	2021
	$100,000.00		

How will this improve our service level and efficiency

Improve safety of the structure and provide safe travel for users.

CIP-Expenditure

City Expenditure ID	630				
Expenditure Name	**Main Street Bridge over Fox River Hydraulic Replacement - Design**			**City Project ID**	0
Expenditure Type	MAJ	**Expenditure Status**	ACTIVE		
Category	Bridges	**Priority**	1		

Department Details

Department	DPW CITY HALL-OPERATIONS	**Department Head**	Steven Grenier	**Project Contact**	Trista Hobbs

Budget Information

Add/Replace		**Replacing Asset**		**Mileage**	0
Useful Life	0	**Condition**		**Age of Equipment**	0

Financial Information

Total Project Cost	
Initial Cost	150,000.00
Maintenace/Cost of Operation	$0.00
Maintenance Cost Over 5 years	$0.00
TOTAL INVESTMENT	$150,000.00
Est Salvage Value of Asset	$0.00
EST INITIAL INVESTMENT	$150,000.00

Description of Expenditure

Design for the replacement of the hydraulic pumps at the Main Street bridge over the Fox River.

Justification Information

These pumps are what lifts the bridge for boat/shipping traffic. One of the four pumps does not work and the other three are on their last legs. Should these pumps fail, we would be forced to close the roadway to traffic until replacements are designed and installed and the bridge is again functional.

MUNIS Financial Information

Funding Source	$150,000.00	General Levy Borrowing	2021
	$150,000.00		
Expenditure	$150,000.00	Main Street Bridge over Fox River Hydraulic Replacement - Design	2021
	$150,000.00		

How will this improve our service level and efficiency

Replacement of the pumps will help prevent long term closure of the roadway due to pump failure.

CIP-Expenditure

City Expenditure ID	631				
Expenditure Name	**Main Street Bridge over Fox River Hydraulic Replacement - Construction**			**City Project ID**	0
Expenditure Type	MAJ	**Expenditure Status**	ACTIVE		
Category	Bridges	**Priority**	1		

Department Details

Department	DPW CITY HALL-OPERATIONS	**Department Head**	Steven Grenier	**Project Contact**	Trista Hobbs

Budget Information

Add/Replace		**Replacing Asset**		**Mileage**	0
Useful Life	0	**Condition**		**Age of Equipment**	0

Financial Information

Total Project Cost	
Initial Cost	2,000,000.00
Maintenace/Cost of Operation	$0.00
Maintenance Cost Over 5 years	$0.00
TOTAL INVESTMENT	$2,000,000.00
Est Salvage Value of Asset	$0.00
EST INITIAL INVESTMENT	$2,000,000.00

Description of Expenditure

Replacement of the hydraulic pumps at the Main Street bridge over the Fox River.

Justification Information

These pumps are what lifts the bridge for boat/shipping traffic. One of the four pumps does not work and the other three are on their last legs. Should these pumps fail, we would be forced to close the roadway to traffic until replacements are designed and installed and the bridge is again functional.

MUNIS Financial Information

Funding Source	$2,000,000.00	General Levy Borrowing	2021
	$2,000,000.00		
Expenditure	$2,000,000.00	Main Street Bridge over Fox River Hydraulic Replacement - Construction	2021
	$2,000,000.00		

How will this improve our service level and efficiency

Replacement of the pumps will help prevent long term closure of the roadway due to pump failure.

CIP-Expenditure

City Expenditure ID	632				
Expenditure Name	**Sidewalks Compliant Program**			**City Project ID**	0
Expenditure Type	MAJ	**Expenditure Status**	ACTIVE		
Category	Sidewalks	**Priority**	1		

Department Details

Department	DPW CITY HALL-OPERATIONS	**Department Head**	Steven Grenier	**Project Contact**	James Brunette

Budget Information

Add/Replace		**Replacing Asset**		**Mileage**	0
Useful Life	0	**Condition**		**Age of Equipment**	0

Financial Information

Total Project Cost	
Initial Cost	150,000.00
Maintenace/Cost of Operation	$0.00
Maintenance Cost Over 5 years	$0.00
TOTAL INVESTMENT	$150,000.00
Est Salvage Value of Asset	$0.00
EST INITIAL INVESTMENT	$150,000.00

Description of Expenditure

Repair and replacement of sidewalk to meet ADA and ordinance compliance.

Justification Information

Required by state and federal law.

MUNIS Financial Information

Funding Source	$150,000.00	General Levy Borrowing	2021
	$150,000.00		
Expenditure	$150,000.00	Sidewalks Compliant Program	2021
	$150,000.00		

How will this improve our service level and efficiency

Provide safe travel surfaces for pedestrians and non-motorized traffic.

CIP-Expenditure

City Expenditure ID	633				
Expenditure Name	**Sidewalks Compliant Program**			**City Project ID**	0
Expenditure Type	MAJ	**Expenditure Status**	ACTIVE		
Category	Sidewalks	**Priority**	1		

Department Details

Department	DPW CITY HALL-OPERATIONS	**Department Head**	Steven Grenier	**Project Contact**	James Brunette

Budget Information

Add/Replace		**Replacing Asset**		**Mileage**	0
Useful Life	0	**Condition**		**Age of Equipment**	0

Financial Information

Total Project Cost	
Initial Cost	150,000.00
Maintenace/Cost of Operation	$0.00
Maintenance Cost Over 5 years	$0.00
TOTAL INVESTMENT	$150,000.00
Est Salvage Value of Asset	$0.00
EST INITIAL INVESTMENT	$150,000.00

Description of Expenditure

Repair and replacement of sidewalk to meet ADA and ordinance compliance.

Justification Information

Required by state and federal law.

MUNIS Financial Information

Funding Source	$150,000.00	General Levy Borrowing	2022
	$150,000.00		
Expenditure	$150,000.00	Sidewalks Compliant Program	2022
	$150,000.00		

How will this improve our service level and efficiency

Provide safe travel surfaces for pedestrians and non-motorized traffic.

CIP-Expenditure

City Expenditure ID	634				
Expenditure Name	**Sidewalks Compliant Program**			**City Project ID**	0
Expenditure Type	MAJ	**Expenditure Status**	ACTIVE		
Category	Sidewalks	**Priority**	1		

Department Details

Department	DPW CITY HALL-OPERATIONS	**Department Head**	Steven Grenier	**Project Contact**	James Brunette

Budget Information

Add/Replace		**Replacing Asset**		**Mileage**	0
Useful Life	0	**Condition**		**Age of Equipment**	0

Financial Information

Total Project Cost	
Initial Cost	150,000.00
Maintenace/Cost of Operation	$0.00
Maintenance Cost Over 5 years	$0.00
TOTAL INVESTMENT	$150,000.00
Est Salvage Value of Asset	$0.00
EST INITIAL INVESTMENT	$150,000.00

Description of Expenditure

Repair and replacement of sidewalk to meet ADA and ordinance compliance.

Justification Information

Required by state and federal law.

MUNIS Financial Information

Funding Source	$150,000.00	General Levy Borrowing	2023
	$150,000.00		
Expenditure	$150,000.00	Sidewalks Compliant Program	2023
	$150,000.00		

How will this improve our service level and efficiency

Provide safe travel surfaces for pedestrians and non-motorized traffic.

CIP-Expenditure

City Expenditure ID	635				
Expenditure Name	**Sidewalks Compliant Program**			**City Project ID**	0
Expenditure Type	MAJ	**Expenditure Status**	ACTIVE		
Category	Sidewalks	**Priority**	1		

Department Details

Department	DPW CITY HALL-OPERATIONS	**Department Head**	Steven Grenier	**Project Contact**	James Brunette

Budget Information

Add/Replace		**Replacing Asset**		**Mileage**	0
Useful Life	0	**Condition**		**Age of Equipment**	0

Financial Information

Total Project Cost	
Initial Cost	150,000.00
Maintenace/Cost of Operation	$0.00
Maintenance Cost Over 5 years	$0.00
TOTAL INVESTMENT	$150,000.00
Est Salvage Value of Asset	$0.00
EST INITIAL INVESTMENT	$150,000.00

Description of Expenditure

Repair and replacement of sidewalk to meet ADA and ordinance compliance.

Justification Information

Required by state and federal law.

MUNIS Financial Information

Funding Source	$150,000.00	General Levy Borrowing	2024
	$150,000.00		
Expenditure	$150,000.00	Sidewalks Compliant Program	2024
	$150,000.00		

How will this improve our service level and efficiency

Provide safe travel surfaces for pedestrians and non-motorized traffic.

CIP-Expenditure

City Expenditure ID	761				
Expenditure Name	**School Place - S. Ashland to W. Cul-de-sac Reconstruction**			**City Project ID**	0
Expenditure Type	MAJ	**Expenditure Status**	ACTIVE		
Category	Roads	**Priority**	1		

Department Details

Department	DPW CITY HALL-OPERATIONS	**Department Head**	Steven Grenier	**Project Contact**	James Brunette

Budget Information

Add/Replace		**Replacing Asset**		**Mileage**	0
Useful Life	0	**Condition**		**Age of Equipment**	0

Financial Information

Total Project Cost	
Initial Cost	309,300.00
Maintenace/Cost of Operation	$0.00
Maintenance Cost Over 5 years	$0.00
TOTAL INVESTMENT	$309,300.00
Est Salvage Value of Asset	$0.00
EST INITIAL INVESTMENT	$309,300.00

Description of Expenditure

description

Justification Information

justification

MUNIS Financial Information

Funding Source	$309,300.00	General Levy Borrowing	2022
	$309,300.00		
Expenditure	$309,300.00	School Place - S. Ashland to W. Cul-de-sac Reconstruction	2022
	$309,300.00		

How will this improve our service level and efficiency

efficiency

CIP-Expenditure

City Expenditure ID	764				
Expenditure Name	**Howard Avenue - Ashland to Oakland Reconstruction**			**City Project ID**	0
Expenditure Type	MAJ	**Expenditure Status**	ACTIVE		
Category	Roads	**Priority**	1		

Department Details

Department	DPW CITY HALL-OPERATIONS	**Department Head**	Steven Grenier	**Project Contact**	James Brunette

Budget Information

Add/Replace		**Replacing Asset**		**Mileage**	0
Useful Life	0	**Condition**		**Age of Equipment**	0

Financial Information

Total Project Cost	
Initial Cost	106,200.00
Maintenace/Cost of Operation	$0.00
Maintenance Cost Over 5 years	$0.00
TOTAL INVESTMENT	$106,200.00
Est Salvage Value of Asset	$0.00
EST INITIAL INVESTMENT	$106,200.00

Description of Expenditure

description

Justification Information

justification

MUNIS Financial Information

Funding Source	$106,200.00	General Levy Borrowing	2022
	$106,200.00		
Expenditure	$106,200.00	Howard Avenue - Ashland to Oakland Reconstruction	2022
	$106,200.00		

How will this improve our service level and efficiency

efficiency

CIP-Expenditure

City Expenditure ID	749				
Expenditure Name	**S. Van Buren - E. Mason to Stuart Reconstruction**			**City Project ID**	0
Expenditure Type	MAJ	**Expenditure Status**	ACTIVE		
Category	Roads	**Priority**	1		

Department Details

Department	DPW CITY HALL-OPERATIONS	**Department Head**	Steven Grenier	**Project Contact**	James Brunette

Budget Information

Add/Replace		**Replacing Asset**		**Mileage**	0
Useful Life	0	**Condition**		**Age of Equipment**	0

Financial Information

Total Project Cost	
Initial Cost	426,600.00
Maintenace/Cost of Operation	$0.00
Maintenance Cost Over 5 years	$0.00
TOTAL INVESTMENT	$426,600.00
Est Salvage Value of Asset	$0.00
EST INITIAL INVESTMENT	$426,600.00

Description of Expenditure

description

Justification Information

justification

MUNIS Financial Information

Funding Source	$426,600.00	General Levy Borrowing	2022
	$426,600.00		
Expenditure	$426,600.00	S. Van Buren - E. Mason to Stuart Reconstruction	2022
	$426,600.00		

How will this improve our service level and efficiency

efficiency

CIP-Expenditure

City Expenditure ID	752				
Expenditure Name	**Roosevelt - Main to Stuart Reconstruction**			**City Project ID**	0
Expenditure Type	MAJ	**Expenditure Status**	ACTIVE		
Category	Roads	**Priority**	1		

Department Details

Department	DPW CITY HALL-OPERATIONS	**Department Head**	Steven Grenier	**Project Contact**	James Brunette

Budget Information

Add/Replace		**Replacing Asset**		**Mileage**	0
Useful Life	0	**Condition**		**Age of Equipment**	0

Financial Information

Total Project Cost	
Initial Cost	640,500.00
Maintenace/Cost of Operation	$0.00
Maintenance Cost Over 5 years	$0.00
TOTAL INVESTMENT	$640,500.00
Est Salvage Value of Asset	$0.00
EST INITIAL INVESTMENT	$640,500.00

Description of Expenditure

description

Justification Information

justification

MUNIS Financial Information

Funding Source	$640,500.00	General Levy Borrowing	2022
	$640,500.00		
Expenditure	$640,500.00	Roosevelt - Main to Stuart Reconstruction	2022
	$640,500.00		

How will this improve our service level and efficiency

efficiency

CIP-Expenditure

City Expenditure ID	787				
Expenditure Name	**Oxford - Dousman to Reed Reconstruction**			**City Project ID**	0
Expenditure Type	MAJ	**Expenditure Status**	ACTIVE		
Category	Roads	**Priority**	1		

Department Details

Department	DPW CITY HALL-OPERATIONS	**Department Head**	Steven Grenier	**Project Contact**	James Brunette

Budget Information

Add/Replace		**Replacing Asset**		**Mileage**	0
Useful Life	0	**Condition**		**Age of Equipment**	0

Financial Information

Total Project Cost	
Initial Cost	190,200.00
Maintenace/Cost of Operation	$0.00
Maintenance Cost Over 5 years	$0.00
TOTAL INVESTMENT	$190,200.00
Est Salvage Value of Asset	$0.00
EST INITIAL INVESTMENT	$190,200.00

Description of Expenditure

description

Justification Information

justification

MUNIS Financial Information

Funding Source	$190,200.00	General Levy Borrowing	2023
	$190,200.00		
Expenditure	$190,200.00	Oxford - Dousman to Reed Reconstruction	2023
	$190,200.00		

How will this improve our service level and efficiency

efficiency

CIP-Expenditure

City Expenditure ID	780				
Expenditure Name	**Woodlawn - Shawano to Dousman Reconstruction**			**City Project ID**	0
Expenditure Type	MAJ	**Expenditure Status**	ACTIVE		
Category	Roads	**Priority**	1		

Department Details

Department	DPW CITY HALL-OPERATIONS	**Department Head**	Steven Grenier	**Project Contact**	James Brunette

Budget Information

Add/Replace		**Replacing Asset**		**Mileage**	0
Useful Life	0	**Condition**		**Age of Equipment**	0

Financial Information

Total Project Cost	
Initial Cost	319,500.00
Maintenace/Cost of Operation	$0.00
Maintenance Cost Over 5 years	$0.00
TOTAL INVESTMENT	$319,500.00
Est Salvage Value of Asset	$0.00
EST INITIAL INVESTMENT	$319,500.00

Description of Expenditure

description

Justification Information

justification

MUNIS Financial Information

Funding Source	$319,500.00	General Levy Borrowing	2023
	$319,500.00		
Expenditure	$319,500.00	Woodlawn - Shawano to Dousman Reconstruction	2023
	$319,500.00		

How will this improve our service level and efficiency

efficiency

CIP-Expenditure

City Expenditure ID	767				
Expenditure Name	**Oakland - Howard to Seymour Ct. Reconstruction**			**City Project ID**	0
Expenditure Type	MAJ	**Expenditure Status**	ACTIVE		
Category	Roads	**Priority**	1		

Department Details

Department	DPW CITY HALL-OPERATIONS	**Department Head**	Steven Grenier	**Project Contact**	James Brunette

Budget Information

Add/Replace		**Replacing Asset**		**Mileage**	0
Useful Life	0	**Condition**		**Age of Equipment**	0

Financial Information

Total Project Cost	
Initial Cost	230,400.00
Maintenace/Cost of Operation	$0.00
Maintenance Cost Over 5 years	$0.00
TOTAL INVESTMENT	$230,400.00
Est Salvage Value of Asset	$0.00
EST INITIAL INVESTMENT	$230,400.00

Description of Expenditure

description

Justification Information

justification

MUNIS Financial Information

Funding Source	$230,400.00	General Levy Borrowing	2022
	$230,400.00		
Expenditure	$230,400.00	Oakland - Howard to Seymour Ct. Reconstruction	2022
	$230,400.00		

How will this improve our service level and efficiency

efficiency

CIP-Expenditure

City Expenditure ID	770				
Expenditure Name	**Harvey Street - Jackson to N. Webster Reconstruction**			**City Project ID**	0
Expenditure Type	MAJ	**Expenditure Status**	ACTIVE		
Category	Roads	**Priority**	1		

Department Details

Department	DPW CITY HALL-OPERATIONS	**Department Head**	Steven Grenier	**Project Contact**	James Brunette

Budget Information

Add/Replace		**Replacing Asset**		**Mileage**	0
Useful Life	0	**Condition**		**Age of Equipment**	0

Financial Information

Total Project Cost	
Initial Cost	246,000.00
Maintenace/Cost of Operation	$0.00
Maintenance Cost Over 5 years	$0.00
TOTAL INVESTMENT	$246,000.00
Est Salvage Value of Asset	$0.00
EST INITIAL INVESTMENT	$246,000.00

Description of Expenditure

description

Justification Information

justification

MUNIS Financial Information

Funding Source	$246,000.00	General Levy Borrowing	2022
	$246,000.00		
Expenditure	$246,000.00	Harvey Street - Jackson to N. Webster Reconstruction	2022
	$246,000.00		

How will this improve our service level and efficiency

efficiency

CIP-Expenditure

City Expenditure ID	774				
Expenditure Name	**Spring Street - Madison to Monroe Reconstruction**			**City Project ID**	0
Expenditure Type	MAJ	**Expenditure Status**	ACTIVE		
Category	Roads	**Priority**	1		

Department Details

Department	DPW CITY HALL-OPERATIONS	**Department Head**	Steven Grenier	**Project Contact**	James Brunette

Budget Information

Add/Replace		**Replacing Asset**		**Mileage**	0
Useful Life	0	**Condition**		**Age of Equipment**	0

Financial Information

Total Project Cost	
Initial Cost	123,000.00
Maintenace/Cost of Operation	$0.00
Maintenance Cost Over 5 years	$0.00
TOTAL INVESTMENT	$123,000.00
Est Salvage Value of Asset	$0.00
EST INITIAL INVESTMENT	$123,000.00

Description of Expenditure

description

Justification Information

justification

MUNIS Financial Information

Funding Source	$123,000.00	General Levy Borrowing	2023
	$123,000.00		
Expenditure	$123,000.00	Spring Street - Madison to Monroe Reconstruction	2023
	$123,000.00		

How will this improve our service level and efficiency

efficiency

CIP-Expenditure

City Expenditure ID	870				
Expenditure Name	**Taylor Street Bridge - Design**			**City Project ID**	0
Expenditure Type	MAJ	**Expenditure Status**	ACTIVE		
Category	Bridges	**Priority**	1		

Department Details

Department	DPW CITY HALL-OPERATIONS	**Department Head**	Steven Grenier	**Project Contact**	Trista Hobbs

Budget Information

Add/Replace	Replace	**Replacing Asset**		**Mileage**	0
Useful Life	0	**Condition**		**Age of Equipment**	0

Financial Information

Total Project Cost	
Initial Cost	15,000.00
Maintenace/Cost of Operation	$0.00
Maintenance Cost Over 5 years	$0.00
TOTAL INVESTMENT	$15,000.00
Est Salvage Value of Asset	$0.00
EST INITIAL INVESTMENT	$15,000.00

Description of Expenditure

Design of replacement bridge for the Taylor Street bridge over Beaver Dam Creek.

Justification Information

The bridge is deteriorated and in need of replacement in order to provide safe transportation for users.

MUNIS Financial Information

Funding Source	$15,000.00	General Levy Borrowing	2021
	$15,000.00		
Expenditure	$15,000.00	Taylor Street Bridge - Design	2021
	$15,000.00		

How will this improve our service level and efficiency

The deteriorated state of this structure is a safety concern.

CIP-Expenditure

City Expenditure ID	912				
Expenditure Name	**Monroe Ave over East River**			**City Project ID**	0
Expenditure Type	MAJ	**Expenditure Status**	ACTIVE		
Category	Bridges	**Priority**	1		

Department Details

Department	DPW CITY HALL-OPERATIONS	**Department Head**	Steven Grenier	**Project Contact**	

Budget Information

Add/Replace	Replace	**Replacing Asset**		**Mileage**	0
Useful Life	0	**Condition**		**Age of Equipment**	0

Financial Information

Total Project Cost	
Initial Cost	40,000.00
Maintenace/Cost of Operation	$0.00
Maintenance Cost Over 5 years	$0.00
TOTAL INVESTMENT	$40,000.00
Est Salvage Value of Asset	$0.00
EST INITIAL INVESTMENT	$40,000.00

Description of Expenditure

Description

Justification Information

Justification

MUNIS Financial Information

Funding Source	$40,000.00	General Levy Borrowing	2021
	$40,000.00		
Expenditure	$40,000.00	Monroe Ave over East River	2021
	$40,000.00		

How will this improve our service level and efficiency

CIP-Expenditure

City Expenditure ID	809				
Expenditure Name	**S Roosevelt - Grignon to Eliza Reconstruction**			**City Project ID**	0
Expenditure Type	MAJ	**Expenditure Status**	ACTIVE		
Category	Roads	**Priority**	1		

Department Details

Department	DPW CITY HALL-OPERATIONS	**Department Head**	Steven Grenier	**Project Contact**	James Brunette

Budget Information

Add/Replace		**Replacing Asset**		**Mileage**	0
Useful Life	0	**Condition**		**Age of Equipment**	0

Financial Information

Total Project Cost	
Initial Cost	317,000.00
Maintenace/Cost of Operation	$0.00
Maintenance Cost Over 5 years	$0.00
TOTAL INVESTMENT	$317,000.00
Est Salvage Value of Asset	$0.00
EST INITIAL INVESTMENT	$317,000.00

Description of Expenditure

description

Justification Information

justification

MUNIS Financial Information

Funding Source	$317,000.00	General Levy Borrowing	2024
	$317,000.00		
Expenditure	$317,000.00	S Roosevelt - Grignon to Eliza Reconstruction	2024
	$317,000.00		

How will this improve our service level and efficiency

efficiency

CIP-Expenditure

City Expenditure ID	790				
Expenditure Name	**Reed - Oxford to Allard Reconstruction**			**City Project ID**	0
Expenditure Type	MAJ	**Expenditure Status**	ACTIVE		
Category	Roads	**Priority**	1		

Department Details

Department	DPW CITY HALL-OPERATIONS	**Department Head**	Steven Grenier	**Project Contact**	James Brunette

Budget Information

Add/Replace		**Replacing Asset**		**Mileage**	0
Useful Life	0	**Condition**		**Age of Equipment**	0

Financial Information

Total Project Cost	
Initial Cost	114,000.00
Maintenace/Cost of Operation	$0.00
Maintenance Cost Over 5 years	$0.00
TOTAL INVESTMENT	$114,000.00
Est Salvage Value of Asset	$0.00
EST INITIAL INVESTMENT	$114,000.00

Description of Expenditure

description

Justification Information

justification

MUNIS Financial Information

Funding Source	$114,000.00	General Levy Borrowing	2023
	$114,000.00		
Expenditure	$114,000.00	Reed - Oxford to Allard Reconstruction	2023
	$114,000.00		

How will this improve our service level and efficiency

efficiency

CIP-Expenditure

City Expenditure ID	793				
Expenditure Name	**Hinkle Street - N. Frontage Road to 400' S of Hutson Reconstruction**			**City Project ID**	0
Expenditure Type	MAJ	**Expenditure Status**	ACTIVE		
Category	Roads	**Priority**	1		

Department Details

Department	DPW CITY HALL-OPERATIONS	**Department Head**	Steven Grenier	**Project Contact**	James Brunette

Budget Information

Add/Replace		**Replacing Asset**		**Mileage**	0
Useful Life	0	**Condition**		**Age of Equipment**	0

Financial Information

Total Project Cost	
Initial Cost	394,000.00
Maintenace/Cost of Operation	$0.00
Maintenance Cost Over 5 years	$0.00
TOTAL INVESTMENT	$394,000.00
Est Salvage Value of Asset	$0.00
EST INITIAL INVESTMENT	$394,000.00

Description of Expenditure

description

Justification Information

justification

MUNIS Financial Information

Funding Source	$394,000.00	General Levy Borrowing	2023
	$394,000.00		
Expenditure	$394,000.00	Hinkle Street - N. Frontage Road to 400' S of Hutson Reconstruction	2023
	$394,000.00		

How will this improve our service level and efficiency

efficiency

CIP-Expenditure

City Expenditure ID	796				
Expenditure Name	**School Place - 13th to Oak Reconstruction**			**City Project ID**	0
Expenditure Type	MAJ	**Expenditure Status**	ACTIVE		
Category	Roads	**Priority**	1		

Department Details

Department	DPW CITY HALL-OPERATIONS	**Department Head**	Steven Grenier	**Project Contact**	James Brunette

Budget Information

Add/Replace		**Replacing Asset**		**Mileage**	0
Useful Life	0	**Condition**		**Age of Equipment**	0

Financial Information

Total Project Cost	
Initial Cost	320,400.00
Maintenace/Cost of Operation	$0.00
Maintenance Cost Over 5 years	$0.00
TOTAL INVESTMENT	$320,400.00
Est Salvage Value of Asset	$0.00
EST INITIAL INVESTMENT	$320,400.00

Description of Expenditure

description

Justification Information

justification

MUNIS Financial Information

Funding Source	$320,400.00	General Levy Borrowing	2023
	$320,400.00		
Expenditure	$320,400.00	School Place - 13th to Oak Reconstruction	2023
	$320,400.00		

How will this improve our service level and efficiency

efficiency

CIP-Expenditure

City Expenditure ID	824				
Expenditure Name	**Oregon - Oakland to Norwood Ave Reconstruction**			**City Project ID**	0
Expenditure Type	MAJ	**Expenditure Status**	ACTIVE		
Category	Roads	**Priority**	1		

Department Details

Department	DPW CITY HALL-OPERATIONS	**Department Head**	Steven Grenier	**Project Contact**	James Brunette

Budget Information

Add/Replace		**Replacing Asset**		**Mileage**	0
Useful Life	0	**Condition**		**Age of Equipment**	0

Financial Information

Total Project Cost	
Initial Cost	174,000.00
Maintenace/Cost of Operation	$0.00
Maintenance Cost Over 5 years	$0.00
TOTAL INVESTMENT	$174,000.00
Est Salvage Value of Asset	$0.00
EST INITIAL INVESTMENT	$174,000.00

Description of Expenditure

description

Justification Information

justification

MUNIS Financial Information

Funding Source	$174,000.00	General Levy Borrowing	2025
	$174,000.00		
Expenditure	$174,000.00	Oregon - Oakland to Norwood Ave Reconstruction	2025
	$174,000.00		

How will this improve our service level and efficiency

efficiency

CIP-Expenditure

City Expenditure ID	829				
Expenditure Name	**Porlier Street - Clay to Irwin Reconstruction**			**City Project ID**	0
Expenditure Type	MAJ	**Expenditure Status**	ACTIVE		
Category	Roads	**Priority**	1		

Department Details

Department	DPW CITY HALL-OPERATIONS	**Department Head**	Steven Grenier	**Project Contact**	James Brunette

Budget Information

Add/Replace		**Replacing Asset**		**Mileage**	0
Useful Life	0	**Condition**		**Age of Equipment**	0

Financial Information

Total Project Cost	
Initial Cost	496,800.00
Maintenace/Cost of Operation	$0.00
Maintenance Cost Over 5 years	$0.00
TOTAL INVESTMENT	$496,800.00
Est Salvage Value of Asset	$0.00
EST INITIAL INVESTMENT	$496,800.00

Description of Expenditure

description

Justification Information

justification

MUNIS Financial Information

Funding Source	$496,800.00	General Levy Borrowing	2025
	$496,800.00		
Expenditure	$496,800.00	Porlier Street - Clay to Irwin Reconstruction	2025
	$496,800.00		

How will this improve our service level and efficiency

efficiency

CIP-Expenditure

City Expenditure ID	836				
Expenditure Name	**S Van Buren - Eliza to Grignon Reconstruction**			**City Project ID**	0
Expenditure Type	MAJ	**Expenditure Status**	ACTIVE		
Category	Roads	**Priority**	1		

Department Details

Department	DPW CITY HALL-OPERATIONS	**Department Head**	Steven Grenier	**Project Contact**	James Brunette

Budget Information

Add/Replace		**Replacing Asset**		**Mileage**	0
Useful Life	0	**Condition**		**Age of Equipment**	0

Financial Information

Total Project Cost	
Initial Cost	324,600.00
Maintenace/Cost of Operation	$0.00
Maintenance Cost Over 5 years	$0.00
TOTAL INVESTMENT	$324,600.00
Est Salvage Value of Asset	$0.00
EST INITIAL INVESTMENT	$324,600.00

Description of Expenditure

description

Justification Information

justification

MUNIS Financial Information

Funding Source	$324,600.00	General Levy Borrowing	2025
	$324,600.00		
Expenditure	$324,600.00	S Van Buren - Eliza to Grignon Reconstruction	2025
	$324,600.00		

How will this improve our service level and efficiency

efficiency

CIP-Expenditure

City Expenditure ID	830				
Expenditure Name	**Lawe Street - S Clay to Roosevelt Reconstruction**			**City Project ID**	0
Expenditure Type	MAJ	**Expenditure Status**	ACTIVE		
Category	Roads	**Priority**	1		

Department Details

Department	DPW CITY HALL-OPERATIONS	**Department Head**	Steven Grenier	**Project Contact**	James Brunette

Budget Information

Add/Replace		**Replacing Asset**		**Mileage**	0
Useful Life	0	**Condition**		**Age of Equipment**	0

Financial Information

Total Project Cost	
Initial Cost	250,200.00
Maintenace/Cost of Operation	$0.00
Maintenance Cost Over 5 years	$0.00
TOTAL INVESTMENT	$250,200.00
Est Salvage Value of Asset	$0.00
EST INITIAL INVESTMENT	$250,200.00

Description of Expenditure

description

Justification Information

justification

MUNIS Financial Information

Funding Source	$250,200.00	General Levy Borrowing	2025
	$250,200.00		
Expenditure	$250,200.00	Lawe Street - S Clay to Roosevelt Reconstruction	2025
	$250,200.00		

How will this improve our service level and efficiency

efficiency

CIP-Expenditure

City Expenditure ID	833				
Expenditure Name	**S Maple - Third Street to Sixth Street Reconstruction**			**City Project ID**	0
Expenditure Type	MAJ	**Expenditure Status**	ACTIVE		
Category	Roads	**Priority**	1		

Department Details

Department	DPW CITY HALL-OPERATIONS	**Department Head**	Steven Grenier	**Project Contact**	James Brunette

Budget Information

Add/Replace		**Replacing Asset**		**Mileage**	0
Useful Life	0	**Condition**		**Age of Equipment**	0

Financial Information

Total Project Cost	
Initial Cost	346,500.00
Maintenace/Cost of Operation	$0.00
Maintenance Cost Over 5 years	$0.00
TOTAL INVESTMENT	$346,500.00
Est Salvage Value of Asset	$0.00
EST INITIAL INVESTMENT	$346,500.00

Description of Expenditure

description

Justification Information

justification

MUNIS Financial Information

Funding Source	$346,500.00	General Levy Borrowing	2025
	$346,500.00		
Expenditure	$346,500.00	S Maple - Third Street to Sixth Street Reconstruction	2025
	$346,500.00		

How will this improve our service level and efficiency

efficiency

CIP-Expenditure

City Expenditure ID	543				
Expenditure Name	**ADA Improvements - Various Parks**			**City Project ID**	0
Expenditure Type	MAJ	**Expenditure Status**	ACTIVE		
Category	Park & Rec	**Priority**	1		

Department Details

Department	Parks	**Department Head**	Dan Ditscheit	**Project Contact**	Kaurie Mihm

Budget Information

Add/Replace	Add	**Replacing Asset**		**Mileage**	0
Useful Life	0	**Condition**		**Age of Equipment**	0

Financial Information

Total Project Cost	
Initial Cost	100,000.00
Maintenace/Cost of Operation	$0.00
Maintenance Cost Over 5 years	$0.00
TOTAL INVESTMENT	$100,000.00
Est Salvage Value of Asset	$0.00
EST INITIAL INVESTMENT	$100,000.00

Description of Expenditure

Several years ago the City completed a self-evaluation for ADA compliance throughout the entire park system. Because we have such a large park system with older facilities, many issues were documented that need to be addressed. The Parks Department has completed all of the simple repairs on the existing facilities. This funding will be used to complete the more expensive ADA projects such as new pavement or major shelter renovations. It is anticipated that funding will be requested regularly each year in our bond requests. Projects will be prioritized based on the funding approved each year. All new construction is built to ADA compliant standards.

Justification Information

Enhance Park Utilization

MUNIS Financial Information

Funding Source	$100,000.00	General Levy Borrowing	2024
	$100,000.00		
Expenditure	$100,000.00	ADA Improvements - Various Parks	2024
	$100,000.00		

How will this improve our service level and efficiency

Enhance Park Utilization

CIP-Expenditure

City Expenditure ID	544				
Expenditure Name	**ADA Improvements Various Parks**			**City Project ID**	0
Expenditure Type	MAJ	**Expenditure Status**	ACTIVE		
Category	Park & Rec	**Priority**	1		

Department Details

Department	Parks	**Department Head**	Dan Ditscheit	**Project Contact**	Kaurie Mihm

Budget Information

Add/Replace	Add	**Replacing Asset**		**Mileage**	0
Useful Life	0	**Condition**		**Age of Equipment**	0

Financial Information

Total Project Cost	
Initial Cost	100,000.00
Maintenace/Cost of Operation	$0.00
Maintenance Cost Over 5 years	$0.00
TOTAL INVESTMENT	$100,000.00
Est Salvage Value of Asset	$0.00
EST INITIAL INVESTMENT	$100,000.00

Description of Expenditure

Several years ago the City completed a self-evaluation for ADA compliance throughout the entire park system. Because we have such a large park system with older facilities, many issues were documented that need to be addressed. The Parks Department has completed all of the simple repairs on the existing facilities. This funding will be used to complete the more expensive ADA projects such as new pavement or major shelter renovations. It is anticipated that funding will be requested regularly each year in our bond requests. Projects will be prioritized based on the funding approved each year. All new construction is built to ADA compliant standards.

Justification Information

Enhance Park Utilization

MUNIS Financial Information

Funding Source	$100,000.00	General Levy Borrowing	2025
	$100,000.00		
Expenditure	$100,000.00	ADA Improvements Various Parks	2025
	$100,000.00		

How will this improve our service level and efficiency

Enhance Park Utilization

CIP-Expenditure

City Expenditure ID	546				
Expenditure Name	**Arnie Wolff Parking Lot Addition**			**City Project ID**	0
Expenditure Type	MAJ	**Expenditure Status**	ACTIVE		
Category	Park & Rec	**Priority**	1		

Department Details

Department	Parks	**Department Head**	Dan Ditscheit	**Project Contact**	Kaurie Mihm

Budget Information

Add/Replace	Add	**Replacing Asset**		**Mileage**	0
Useful Life	0	**Condition**		**Age of Equipment**	0

Financial Information

Total Project Cost	
Initial Cost	150,000.00
Maintenace/Cost of Operation	$0.00
Maintenance Cost Over 5 years	$0.00
TOTAL INVESTMENT	$150,000.00
Est Salvage Value of Asset	$0.00
EST INITIAL INVESTMENT	$150,000.00

Description of Expenditure

In 2017 the Parks Department bonded $310,000 to construct additional parking stalls at the Arnie Wolff Sports Complex. Park staff hired a consultant to design the parking lot along with the associated storm water management. This project is in the final design phase. Based on the engineer's estimate and a 10% contingency for the project, an additional $150,000 will be needed to complete the installation of an additional 104 parking stalls and storm water management.

Justification Information

Enhance Park Utilization

MUNIS Financial Information

Funding Source	$150,000.00	General Levy Borrowing	2021
	$150,000.00		
Expenditure	$150,000.00	Arnie Wolff Parking Lot Addition	2021
	$150,000.00		

How will this improve our service level and efficiency

Enhance Park Utilization

CIP-Expenditure

City Expenditure ID	36				
Expenditure Name	**Baird Creek Greenway – Mountain Bike Trail Improvements**			**City Project ID**	0
Expenditure Type	MAJ	**Expenditure Status**	ACTIVE		
Category	Park & Rec	**Priority**	1		

Department Details

Department	Parks	**Department Head**	Dan Ditscheit	**Project Contact**	Kaurie Mihm

Budget Information

Add/Replace	Add	**Replacing Asset**		**Mileage**	0
Useful Life	20	**Condition**		**Age of Equipment**	0

Financial Information

Total Project Cost	
Initial Cost	100,000.00
Maintenace/Cost of Operation	$0.00
Maintenance Cost Over 5 years	$0.00
TOTAL INVESTMENT	$100,000.00
Est Salvage Value of Asset	$0.00
EST INITIAL INVESTMENT	$100,000.00

Description of Expenditure

The mountain bike trail system in the Baird Creek Greenway has the potential to be a regional attraction if some funding can be invested into the trail system. To date all of the trail maintenance has only come from a combination of the Baird Creek Preservation Foundation and the Baird Creek Mountain Bike Group.

Justification Information

The mountain bike trail system in the Baird Creek Greenway has the potential to be a regional attraction if some funding can be invested into the trail system. To date all of the trail maintenance has only come from a combination of the Baird Creek Preservation Foundation and the Baird Creek Mountain Bike Group.

MUNIS Financial Information

Funding Source	$100,000.00	General Levy Borrowing	2022
	$100,000.00		
Expenditure	$100,000.00	Baird Creek Greenway – Mountain Bike Trail Improvements	2022
	$100,000.00		

How will this improve our service level and efficiency

To further enhance the utilization of the facility

CIP-Expenditure

City Expenditure ID	598				
Expenditure Name	**Baird Creek Greenway Pedestrian Bridge**			**City Project ID**	0
Expenditure Type	MAJ	**Expenditure Status**	ACTIVE		
Category	Park & Rec	**Priority**	1		

Department Details

Department	Parks	**Department Head**	Dan Ditscheit	**Project Contact**	Kaurie Mihm

Budget Information

Add/Replace	Add	**Replacing Asset**		**Mileage**	0
Useful Life	0	**Condition**		**Age of Equipment**	0

Financial Information

Total Project Cost	
Initial Cost	75,000.00
Maintenace/Cost of Operation	$0.00
Maintenance Cost Over 5 years	$0.00
TOTAL INVESTMENT	$75,000.00
Est Salvage Value of Asset	$0.00
EST INITIAL INVESTMENT	$75,000.00

Description of Expenditure

There is a trail located in the Baird Creek Greenway that needs to be rerouted. Historically the traIn 2020 the Parks Department received $95,000 towards the project in addition to a $30,000 donation from the Baird Creek Preservation Foundation. When the money was requested for 2020, the consultant had a preliminary budget for the project which was reflected in the 2020 bond request. Since then, the engineering for the bridge has been nearly completed and a more accurate Engineer's Estimate is showing the cost of the bridge to be more than originally anticipated. This additional funding will for the installation of the bridge to allow for users to safely travel through the Greenway. il crossed over railroad tracks but due to safety concerns from the railroad, the public is not permitted to cross the tracks where they once could.

Justification Information

In order to safely move users throughout the trail, there is a need to cross Baird Creek to reroute the trail.

MUNIS Financial Information

Funding Source	$75,000.00	General Levy Borrowing	2021
	$75,000.00		
Expenditure	$75,000.00	Baird Creek Greenway Pedestrian Bridge	2021
	$75,000.00		

How will this improve our service level and efficiency

Increase safety and accessibility throughout the Baird Creek Greenway

CIP-Expenditure

City Expenditure ID	51				
Expenditure Name	**Bay View Playground Replacement**			**City Project ID**	0
Expenditure Type	MAJ	**Expenditure Status**	ACTIVE		
Category	Park & Rec	**Priority**	1		

Department Details

Department	Parks	**Department Head**	Dan Ditscheit	**Project Contact**	Kaurie Mihm

Budget Information

Add/Replace	Replace	**Replacing Asset**		**Mileage**	0
Useful Life	30	**Condition**	Good	**Age of Equipment**	30

Financial Information

Total Project Cost	
Initial Cost	100,000.00
Maintenace/Cost of Operation	$0.00
Maintenance Cost Over 5 years	$0.00
TOTAL INVESTMENT	$100,000.00
Est Salvage Value of Asset	$0.00
EST INITIAL INVESTMENT	$100,000.00

Description of Expenditure

In order to replace the playgrounds on a 30 year cycle, the City needs to replace two playgrounds per year. This is one of the oldest playgrounds in the park system and was installed in 1994. For playgrounds of this age it becomes difficult to find replacement parts when items break.

Justification Information

In order to replace the playgrounds on a 30 year cycle, the City needs to replace two playgrounds per year. This is one of the oldest playgrounds in the park system and was installed in 1994. For playgrounds of this age it becomes difficult to find replacement parts when items break.

MUNIS Financial Information

Funding Source	$100,000.00	General Levy Borrowing	2025
	$100,000.00		
Expenditure	$100,000.00	Bay View Playground Replacement	2025
	$100,000.00		

How will this improve our service level and efficiency

To further enhance the utilization of the facility

CIP-Expenditure

City Expenditure ID	37				
Expenditure Name	**Beaumont Park Shelter Roof Replacement**			**City Project ID**	0
Expenditure Type	MAJ	**Expenditure Status**	ACTIVE		
Category	Park & Rec	**Priority**	1		

Department Details

Department	Parks	**Department Head**	Dan Ditscheit	**Project Contact**	D. Ditscheit

Budget Information

Add/Replace	Replace	**Replacing Asset**		**Mileage**	0
Useful Life	25	**Condition**	Poor	**Age of Equipment**	20

Financial Information

Total Project Cost	
Initial Cost	40,000.00
Maintenace/Cost of Operation	$0.00
Maintenance Cost Over 5 years	$0.00
TOTAL INVESTMENT	$40,000.00
Est Salvage Value of Asset	$0.00
EST INITIAL INVESTMENT	$40,000.00

Description of Expenditure

The shingles on this roof have reached their lifespan. If the shingles are not replaced there is the possibility of water damage to the building structure, which will in turn add to the cost to repair these roofs in future years.

Justification Information

The shingles on this roof have reached their lifespan. If the shingles are not replaced there is the possibility of water damage to the building structure, which will in turn add to the cost to repair these roofs in future years.

MUNIS Financial Information

Funding Source	$10,000.00	General Levy Borrowing	2023
	$10,000.00		
Expenditure	$10,000.00	Beaumont Park-Shelter Roof Replacement	2023
	$10,000.00		

How will this improve our service level and efficiency

Enhance Park Utilization

CIP-Expenditure

City Expenditure ID	511				
Expenditure Name	**Colburn Ballfield Renovations - Phase 1**			**City Project ID**	0
Expenditure Type	MAJ	**Expenditure Status**	ACTIVE		
Category	Park & Rec	**Priority**	1		

Department Details

Department	Parks	**Department Head**	Dan Ditscheit	**Project Contact**	Kaurie Mihm

Budget Information

Add/Replace	Replace	**Replacing Asset**		**Mileage**	0
Useful Life	0	**Condition**		**Age of Equipment**	0

Financial Information

Total Project Cost	
Initial Cost	55,000.00
Maintenace/Cost of Operation	$0.00
Maintenance Cost Over 5 years	$0.00
TOTAL INVESTMENT	$55,000.00
Est Salvage Value of Asset	$0.00
EST INITIAL INVESTMENT	$55,000.00

Description of Expenditure

This funding will be used to convert one baseball field into two little league fields, install storm water management and expand the parking lot to accommodate the new ballfield. In 2019 the Parks Department bonded $730,000 towards the construction of the development. The design is in the final stages and the engineer's estimate with a 10% contingency is showing the total cost of the project being more than originally anticipated.

Justification Information

This funding will be used to convert one baseball field into two little league fields, install storm water management and expand the parking lot to accommodate the new ballfield. In 2019 the Parks Department bonded $730,000 towards the construction of the development. The design is in the final stages and the engineer's estimate with a 10% contingency is showing the total cost of the project being more than originally anticipated.

MUNIS Financial Information

Funding Source	$55,000.00	General Levy Borrowing	2021
	$55,000.00		
Expenditure	$55,000.00	Colburn Ballfield Renovations - Phase 1	2021
	$55,000.00		

How will this improve our service level and efficiency

Further enhance the utilization of the facility

CIP-Expenditure

City Expenditure ID	512				
Expenditure Name	**Colburn Ballfield Renovations - Phase 2**			**City Project ID**	0
Expenditure Type	MAJ	**Expenditure Status**	ACTIVE		
Category	Park & Rec	**Priority**	1		

Department Details

Department	Parks	**Department Head**	Dan Ditscheit	**Project Contact**	Kaurie Mihm

Budget Information

Add/Replace	Replace	**Replacing Asset**		**Mileage**	0
Useful Life	30	**Condition**	Good	**Age of Equipment**	0

Financial Information

Total Project Cost	
Initial Cost	445,000.00
Maintenace/Cost of Operation	$0.00
Maintenance Cost Over 5 years	$0.00
TOTAL INVESTMENT	$445,000.00
Est Salvage Value of Asset	$0.00
EST INITIAL INVESTMENT	$445,000.00

Description of Expenditure

Phase 2 of the Colburn Ballfield Complex renovations will consist of moving the hockey rink, installing batting cages, installing ADA accessible paths to all of the ballfields and the relocation of the concession stand

Justification Information

Phase 2 of the Colburn Ballfield Complex renovations will consist of moving the hockey rink, installing batting cages, installing ADA accessible paths to all of the ballfields and the relocation of the concession stand

MUNIS Financial Information

Funding Source	$445,000.00	General Levy Borrowing	2023
	$445,000.00		
Expenditure	$445,000.00	Colburn Ballfield Renovations - Phase 2	2023
	$445,000.00		

How will this improve our service level and efficiency

To further enhance the utilization of the facility

CIP-Expenditure

City Expenditure ID	47				
Expenditure Name	**Colburn Ninth Street Parking Lot Replacement**			**City Project ID**	0
Expenditure Type	MAJ	**Expenditure Status**	ACTIVE		
Category	Park & Rec	**Priority**	1		

Department Details

Department	Parks	**Department Head**	D. Ditscheit	**Project Contact**	D. Ditscheit

Budget Information

Add/Replace	Replace	**Replacing Asset**		**Mileage**	0
Useful Life	30	**Condition**	Poor	**Age of Equipment**	30

Financial Information

Total Project Cost	
Initial Cost	200,000.00
Maintenace/Cost of Operation	$0.00
Maintenance Cost Over 5 years	$0.00
TOTAL INVESTMENT	$200,000.00
Est Salvage Value of Asset	$0.00
EST INITIAL INVESTMENT	$200,000.00

Description of Expenditure

There are several parking lots throughout the park system that are in need of total replacement. This lot was installed over 30 years ago and is in need of a total replacement.

Justification Information

There are several parking lots throughout the park system that are in need of total replacement. This lot was installed over 30 years ago and is in need of a total replacement.

MUNIS Financial Information

Funding Source	$200,000.00	General Levy Borrowing	2023
	$200,000.00		
Expenditure	$200,000.00	Colburn Ninth Street Parking Lot Replacement	2023
	$200,000.00		

How will this improve our service level and efficiency

Enhance Park Utilization

CIP-Expenditure

City Expenditure ID	53				
Expenditure Name	**Colburn North Playground Replacement**			**City Project ID**	0
Expenditure Type	MAJ	**Expenditure Status**	ACTIVE		
Category	Park & Rec	**Priority**	1		

Department Details

Department	Parks	**Department Head**	Dan Ditscheit	**Project Contact**	Kaurie Mihm

Budget Information

Add/Replace	Replace	**Replacing Asset**		**Mileage**	0
Useful Life	30	**Condition**		**Age of Equipment**	0

Financial Information

Total Project Cost	
Initial Cost	100,000.00
Maintenace/Cost of Operation	$0.00
Maintenance Cost Over 5 years	$0.00
TOTAL INVESTMENT	$100,000.00
Est Salvage Value of Asset	$0.00
EST INITIAL INVESTMENT	$100,000.00

Description of Expenditure

In order to replace the playgrounds on a 30 year cycle, the City needs to replace two playgrounds per year. This is one of the oldest playgrounds in the park system and was installed in 1994. For playgrounds of this age it becomes difficult to find replacement parts when items break.

Justification Information

In order to replace the playgrounds on a 30 year cycle, the City needs to replace two playgrounds per year. This is one of the oldest playgrounds in the park system and was installed in 1994. For playgrounds of this age it becomes difficult to find replacement parts when items break.

MUNIS Financial Information

Funding Source	$100,000.00	General Levy Borrowing	2023
	$100,000.00		
Expenditure	$100,000.00	Colburn North Playground Replacement	2023
	$100,000.00		

How will this improve our service level and efficiency

To further enhance the utilization of the facility

CIP-Expenditure

City Expenditure ID	65				
Expenditure Name	**East Tennis Court Colorcoating**			**City Project ID**	0
Expenditure Type	MAJ	**Expenditure Status**	ACTIVE		
Category	Park & Rec	**Priority**	1		

Department Details

Department	Parks	**Department Head**	D. Ditscheit	**Project Contact**	K. Mihm

Budget Information

Add/Replace	Replace	**Replacing Asset**		**Mileage**	0
Useful Life	30	**Condition**	Poor	**Age of Equipment**	0

Financial Information

Total Project Cost	
Initial Cost	50,000.00
Maintenace/Cost of Operation	$0.00
Maintenance Cost Over 5 years	$0.00
TOTAL INVESTMENT	$50,000.00
Est Salvage Value of Asset	$0.00
EST INITIAL INVESTMENT	$50,000.00

Description of Expenditure

This facility was constructed in 2004. The colorcoating surface is in need of replacement in order to keep it usable as a tournament facility for East High School. It is estimated to cost a total of $100,000 with the School District funding ½ of the cost.

Justification Information

This facility was constructed in 2004. The colorcoating surface is in need of replacement in order to keep it usable as a tournament facility for East High School. It is estimated to cost a total of $100,000 with the School District funding ½ of the cost.

MUNIS Financial Information

Funding Source	$50,000.00	General Levy Borrowing	2024
	$50,000.00		
Expenditure	$50,000.00	East High Tennis court Colorcoating	2024
	$50,000.00		

How will this improve our service level and efficiency

To further enhance the utilization of the facility

CIP-Expenditure

City Expenditure ID	550				
Expenditure Name	**East River Trail Construction – Baird to Irwin**			**City Project ID**	0
Expenditure Type	MAJ	**Expenditure Status**	ACTIVE		
Category	Park & Rec	**Priority**	1		

Department Details

Department	Parks	**Department Head**	Dan Ditscheit	**Project Contact**	Kaurie Mihm

Budget Information

Add/Replace	Add	**Replacing Asset**		**Mileage**	0
Useful Life	0	**Condition**		**Age of Equipment**	0

Financial Information

Total Project Cost	
Initial Cost	300,000.00
Maintenace/Cost of Operation	$0.00
Maintenance Cost Over 5 years	$0.00
TOTAL INVESTMENT	$300,000.00
Est Salvage Value of Asset	$0.00
EST INITIAL INVESTMENT	$300,000.00

Description of Expenditure

This trail section is part of the East River Trail Connection. This will fund the construction of a 10' wide multiuse trail along with creative public plaza spaces, ornamental lighting and artwork along the trail. The total anticipated cost for this project is $600,000. Staff will seek matching grants to help fund this project. The construction plans and specifications are completed and is ready for construction as soon as funding for construction is secured.

Justification Information

This trail section is part of the East River Trail Connection. This will fund the construction of a 10' wide multiuse trail along with creative public plaza spaces, ornamental lighting and artwork along the trail. The total anticipated cost for this project is $600,000. Staff will seek matching grants to help fund this project. The construction plans and specifications are completed and is ready for construction as soon as funding for construction is secured.

MUNIS Financial Information

Funding Source	$300,000.00	General Levy Borrowing	2023
	$300,000.00		
Expenditure	$300,000.00	East River Trail Construction - Baird to Irwin	2023
	$300,000.00		

How will this improve our service level and efficiency

Enhance Park Utilization

CIP-Expenditure

City Expenditure ID	63				
Expenditure Name	**East River Trail Replacement – West Bank**			**City Project ID**	0
Expenditure Type	MAJ	**Expenditure Status**	ACTIVE		
Category	Park & Rec	**Priority**	1		

Department Details

Department	Parks	**Department Head**	D. Ditscheit	**Project Contact**	D. Ditscheit

Budget Information

Add/Replace	Replace	**Replacing Asset**		**Mileage**	0
Useful Life	30	**Condition**	Poor	**Age of Equipment**	30

Financial Information

Total Project Cost	
Initial Cost	200,000.00
Maintenace/Cost of Operation	$0.00
Maintenance Cost Over 5 years	$0.00
TOTAL INVESTMENT	$200,000.00
Est Salvage Value of Asset	$0.00
EST INITIAL INVESTMENT	$200,000.00

Description of Expenditure

There is a section of the East River Trail on the west bank, south of Optimist Park that is in need of total replacement. This section of trail is over 30 years old and has many areas that are not ADA compliant due to tree roots heaving the asphalt and the failing asphalt surface.

Justification Information

There is a section of the East River Trail on the west bank, south of Optimist Park that is in need of total replacement. This section of trail is over 30 years old and has many areas that are not ADA compliant due to tree roots heaving the asphalt and the failing asphalt surface.

MUNIS Financial Information

Funding Source	$200,000.00	General Levy Borrowing	2024
	$200,000.00		
Expenditure	$200,000.00	East River Trail Replacement - West Bank	2024
	$200,000.00		

How will this improve our service level and efficiency

Enhance Park Utilization

CIP-Expenditure

City Expenditure ID	57				
Expenditure Name	**Farlin Playground Replacement**			**City Project ID**	0
Expenditure Type	MAJ	**Expenditure Status**	ACTIVE		
Category	Park & Rec	**Priority**	1		

Department Details

Department	Parks	**Department Head**	Dan Ditscheit	**Project Contact**	Kaurie Mihm

Budget Information

Add/Replace	Replace	**Replacing Asset**		**Mileage**	0
Useful Life	30	**Condition**	Good	**Age of Equipment**	29

Financial Information

Total Project Cost	
Initial Cost	100,000.00
Maintenace/Cost of Operation	$0.00
Maintenance Cost Over 5 years	$0.00
TOTAL INVESTMENT	$100,000.00
Est Salvage Value of Asset	$0.00
EST INITIAL INVESTMENT	$100,000.00

Description of Expenditure

In order to replace the playgrounds on a 30 year cycle, the City needs to replace two playgrounds per year. This is one of the oldest playgrounds in the park system and was installed in 1994. For playgrounds of this age it becomes difficult to find replacement parts when items break.

Justification Information

In order to replace the playgrounds on a 30 year cycle, the City needs to replace two playgrounds per year. This is one of the oldest playgrounds in the park system and was installed in 1994. For playgrounds of this age it becomes difficult to find replacement parts when items break.

MUNIS Financial Information

Funding Source	$100,000.00	General Levy Borrowing	2023
	$100,000.00		
Expenditure	$100,000.00	Farlin Playground Replacement	2023
	$100,000.00		

How will this improve our service level and efficiency

To further enhance the utilization of the facility

CIP-Expenditure

City Expenditure ID	542				
Expenditure Name	**Farlin Replace Park Shelter**			**City Project ID**	0
Expenditure Type	MAJ	**Expenditure Status**	ACTIVE		
Category	Park & Rec	**Priority**	1		

Department Details

Department	Parks	**Department Head**	Dan Ditscheit	**Project Contact**	Kaurie Mihm

Budget Information

Add/Replace	Replace	**Replacing Asset**		**Mileage**	0
Useful Life	30	**Condition**	Good	**Age of Equipment**	30

Financial Information

Total Project Cost	
Initial Cost	450,000.00
Maintenace/Cost of Operation	$0.00
Maintenance Cost Over 5 years	$0.00
TOTAL INVESTMENT	$450,000.00
Est Salvage Value of Asset	$0.00
EST INITIAL INVESTMENT	$450,000.00

Description of Expenditure

The neighborhood has expressed a desire to renovate the existing shelter to accommodate the needs of the neighborhood. It will not be feasible to renovate the shelter due to the extensive work that would be necessary to renovate the restrooms to make them ADA compliant. It is more feasible to construct a new shelter and demolish the old shelter.

Justification Information

Enhance Park Utilization

MUNIS Financial Information

Funding Source	$450,000.00	General Levy Borrowing	2025
	$450,000.00		
Expenditure	$450,000.00	Farlin Replace Park Shelter	2025
	$450,000.00		

How will this improve our service level and efficiency

Enhance Park Utilization

CIP-Expenditure

City Expenditure ID	545				
Expenditure Name	**Finger Road Ballfield Complex Utilities**			**City Project ID**	0
Expenditure Type	MAJ	**Expenditure Status**	ACTIVE		
Category	Park & Rec	**Priority**	1		

Department Details

Department	Parks	**Department Head**	Dan Ditscheit	**Project Contact**	Kaurie Mihm

Budget Information

Add/Replace	Add	**Replacing Asset**		**Mileage**	0
Useful Life	0	**Condition**		**Age of Equipment**	0

Financial Information

Total Project Cost	
Initial Cost	50,000.00
Maintenace/Cost of Operation	$0.00
Maintenance Cost Over 5 years	$0.00
TOTAL INVESTMENT	$50,000.00
Est Salvage Value of Asset	$0.00
EST INITIAL INVESTMENT	$50,000.00

Description of Expenditure

The Finger Road Sports Complex consists of multiple ballfields. This funding is needed to install utilities to a future concession stand with restrooms. The City will fund the utilities and a user group has committed to funding the construction of the building. In 2020 $150,000 was bonded for this project. It has now been engineered and this additional funding will be needed to complete the installation of the utilities. Work is scheduled to begin in 2021

Justification Information

Enhance Park Utilization

MUNIS Financial Information

Funding Source	$50,000.00	General Levy Borrowing	2021
	$50,000.00		
Expenditure	$50,000.00	Finger Road Ballfield Complex Utilities	2021
	$50,000.00		

How will this improve our service level and efficiency

Enhance Park Utilization

CIP-Expenditure

City Expenditure ID	882				
Expenditure Name	**Woods Golf Course Property Acquisition**			**City Project ID**	0
Expenditure Type	MAJ	**Expenditure Status**	ACTIVE		
Category	Park & Rec	**Priority**	1		

Department Details

Department	Parks	**Department Head**	Dan Ditscheit	**Project Contact**	Kaurie Mihm

Budget Information

Add/Replace	Add	**Replacing Asset**		**Mileage**	0
Useful Life	0	**Condition**		**Age of Equipment**	0

Financial Information

Total Project Cost	
Initial Cost	100,000.00
Maintenace/Cost of Operation	$0.00
Maintenance Cost Over 5 years	$0.00
TOTAL INVESTMENT	$100,000.00
Est Salvage Value of Asset	$0.00
EST INITIAL INVESTMENT	$100,000.00

Description of Expenditure

This acquisition will be for approximately 13+ acres of property formerly known as the Woods Golf Course. The property will be used for a proposed parkway and will include a project of turf restoration to native plantings.

Justification Information

Park and Rec has the opportunity to acquire a piece of property formerly known as the Woods Golf Course. This is a very unique opportunity that we feel will be a great addition to our parkland

MUNIS Financial Information

Funding Source	$30,000.00	Fund Balance - Parks	2021
Funding Source	$70,000.00	Grants - Parks	2021
	$100,000.00		
Expenditure	$100,000.00	Woods Golf Course Property Acquisition	2021
	$100,000.00		

How will this improve our service level and efficiency

The acquisition of additional park property will ensure that this land is protected from future development

CIP-Expenditure

City Expenditure ID	892				
Expenditure Name	**Triangle Hill Tube Conveyor Belt Lift**			**City Project ID**	0
Expenditure Type	MAJ	**Expenditure Status**	ACTIVE		
Category	Park & Rec	**Priority**	1		

Department Details

Department	Parks	**Department Head**	Dan Ditscheit	**Project Contact**	Kaurie Mihm

Budget Information

Add/Replace	Replace	**Replacing Asset**		**Mileage**	0
Useful Life	10	**Condition**	Poor	**Age of Equipment**	6

Financial Information

Total Project Cost	
Initial Cost	175,000.00
Maintenace/Cost of Operation	$0.00
Maintenance Cost Over 5 years	$0.00
TOTAL INVESTMENT	$175,000.00
Est Salvage Value of Asset	$0.00
EST INITIAL INVESTMENT	$175,000.00

Description of Expenditure

This funding will be used to replace the existing steel cable tube tow rope system with a conveyor belt system. Patrons would ride the conveyor belt to the top with their tube. This system will increase the number of days the hill is open to the public and greatly increase the capacity and speed by which people get to the top of the hill. This will in turn improve the user experience and increase projected revenues. The funding will be used to purchase the system, install two sheds and modify the electrical service accordingly.

Justification Information

Equipment will increase safety measures and generate additional revenue

MUNIS Financial Information

Funding Source	$175,000.00	General Levy Borrowing	2021
	$175,000.00		
Expenditure	$175,000.00	Triangle Hill Tube Conveyor Belt Lift	2021
	$175,000.00		

How will this improve our service level and efficiency

We will be able to be open more and generate additional revenue and increase the customer experience

CIP-Expenditure

City Expenditure ID	547				
Expenditure Name	**Joannes/East High Parking Lot Replacement**			**City Project ID**	0
Expenditure Type	MAJ	**Expenditure Status**	ACTIVE		
Category	Park & Rec	**Priority**	1		

Department Details

Department	Parks	**Department Head**	Dan Ditscheit	**Project Contact**	Kaurie Mihm

Budget Information

Add/Replace	Replace	**Replacing Asset**		**Mileage**	0
Useful Life	30	**Condition**	Poor	**Age of Equipment**	30

Financial Information

Total Project Cost	
Initial Cost	340,000.00
Maintenace/Cost of Operation	$0.00
Maintenance Cost Over 5 years	$0.00
TOTAL INVESTMENT	$340,000.00
Est Salvage Value of Asset	$0.00
EST INITIAL INVESTMENT	$340,000.00

Description of Expenditure

There are several parking lots throughout the park system that are in need of total replacement. This lot was installed over 30 years ago and is in need of a total replacement. The total anticipated cost for this project is $680,000. The Green Bay School District will fund ½ of the cost

Justification Information

There are several parking lots throughout the park system that are in need of total replacement. This lot was installed over 30 years ago and is in need of a total replacement. The total anticipated cost for this project is $680,000. The Green Bay School District will fund ½ of the cost

MUNIS Financial Information

Funding Source	$340,000.00	General Levy Borrowing	2022
	$340,000.00		
Expenditure	$340,000.00	Joannes/East High Parking Lot Replacement	2022
	$340,000.00		

How will this improve our service level and efficiency

Enhance Park Utilization

CIP-Expenditure

City Expenditure ID	548				
Expenditure Name	**Wildlife Sanctuary Nature Center Parking Lot Expansion**			**City Project ID**	0
Expenditure Type	MAJ	**Expenditure Status**	ACTIVE		
Category	Park & Rec	**Priority**	1		

Department Details

Department	Parks	**Department Head**	Dan Ditscheit	**Project Contact**	Kaurie Mihm

Budget Information

Add/Replace	Add	**Replacing Asset**		**Mileage**	0
Useful Life	0	**Condition**		**Age of Equipment**	0

Financial Information

Total Project Cost	
Initial Cost	800,000.00
Maintenace/Cost of Operation	$0.00
Maintenance Cost Over 5 years	$0.00
TOTAL INVESTMENT	$800,000.00
Est Salvage Value of Asset	$0.00
EST INITIAL INVESTMENT	$800,000.00

Description of Expenditure

This funding will be used for a parking lot expansion at the Nature Center to accommodate the additional parking demands associated with the new Banquet Hall that will open in 2021. Funding will be used to increase the number of parking stalls from 87 to 184 stalls, install several new ADA compliant parking stalls near the building, associated stormwater management and wetland mitigation.

Justification Information

With the recent completion of the Nature Center's 4k/rental space addition, there is a need to expand the parking area to accommodate the additional users for the rental space. In 2020 $400,000 was bonded to expand the Nature Center parking lot. After completing initial conceptual designs, an additional $300,000 will be needed to complete this project. Work will consist of engineering, wetland mitigation, adding 49 parking stalls and reconfiguring the main entrance drive to create new ADA compliant parking stalls.

MUNIS Financial Information

Funding Source	$50,000.00	General Levy Borrowing	2021
Funding Source	$750,000.00	Transfer from Bay Beach bonding	2021
	$800,000.00		
Expenditure	$50,000.00	Wildlife Sanctuary Nature Center Parking Lot Expansion	2021
Expenditure	$750,000.00	Wildlife Sanctuary Nature Center Parking Lot Expansion	2021
	$800,000.00		

How will this improve our service level and efficiency

Enhance Park Utilization

CIP-Expenditure

City Expenditure ID	540				
Expenditure Name	**Joannes Pool Shelter Roof Replacements**			**City Project ID**	0
Expenditure Type	MAJ	**Expenditure Status**	ACTIVE		
Category	Park & Rec	**Priority**	1		

Department Details

Department	Parks	**Department Head**	Dan Ditscheit	**Project Contact**	Kaurie Mihm

Budget Information

Add/Replace	Replace	**Replacing Asset**		**Mileage**	0
Useful Life	30	**Condition**	Poor	**Age of Equipment**	30

Financial Information

Total Project Cost	
Initial Cost	50,000.00
Maintenace/Cost of Operation	$0.00
Maintenance Cost Over 5 years	$0.00
TOTAL INVESTMENT	$50,000.00
Est Salvage Value of Asset	$0.00
EST INITIAL INVESTMENT	$50,000.00

Description of Expenditure

The roof on the Aquatic Center bathhouse, mechanical and maintenance sheds are in need of repair. This funding will cover the costs of replacing the shingles. If the shingles are not replaced there is the possibility of water damage to the building structure, which will in turn add to the cost to repair these roofs in future years.

Justification Information

Enhance Park Utilization

MUNIS Financial Information

Funding Source	$50,000.00	General Levy Borrowing	2023
	$50,000.00		
Expenditure	$50,000.00	Joannes Pool Shelter Roof Replacements	2023
	$50,000.00		

How will this improve our service level and efficiency

Enhance Park Utilization

CIP-Expenditure

City Expenditure ID	541				
Expenditure Name	**Perkins Shelter Roof Replacements**			**City Project ID**	0
Expenditure Type	MAJ	**Expenditure Status**	ACTIVE		
Category	Park & Rec	**Priority**	1		

Department Details

Department	Parks	**Department Head**	Dan Ditscheit	**Project Contact**	Kaurie Mihm

Budget Information

Add/Replace	Replace	**Replacing Asset**		**Mileage**	0
Useful Life	30	**Condition**	Poor	**Age of Equipment**	30

Financial Information

Total Project Cost	
Initial Cost	15,000.00
Maintenace/Cost of Operation	$0.00
Maintenance Cost Over 5 years	$0.00
TOTAL INVESTMENT	$15,000.00
Est Salvage Value of Asset	$0.00
EST INITIAL INVESTMENT	$15,000.00

Description of Expenditure

The shingles on this roof has reached their lifespan. If the shingles are not replaced there is the possibility of water damage to the building structure, which will in turn add to the cost to repair these roofs in future years.

Justification Information

Enhance Park Utilization

MUNIS Financial Information

Funding Source	$15,000.00	General Levy Borrowing	2023
	$15,000.00		
Expenditure	$15,000.00	Perkins Shelter Roof Replacements	2023
	$15,000.00		

How will this improve our service level and efficiency

Enhance Park Utilization

CIP-Expenditure

City Expenditure ID	513				
Expenditure Name	**Perkins - Construct 2 Soccer Fields**			**City Project ID**	0
Expenditure Type	MAJ	**Expenditure Status**	ACTIVE		
Category	Park & Rec	**Priority**	1		

Department Details

Department	Parks	**Department Head**	Dan Ditscheit	**Project Contact**	Kaurie Mihm

Budget Information

Add/Replace	Add	**Replacing Asset**		**Mileage**	0
Useful Life	0	**Condition**		**Age of Equipment**	0

Financial Information

Total Project Cost	
Initial Cost	250,000.00
Maintenace/Cost of Operation	$0.00
Maintenance Cost Over 5 years	$0.00
TOTAL INVESTMENT	$250,000.00
Est Salvage Value of Asset	$0.00
EST INITIAL INVESTMENT	$250,000.00

Description of Expenditure

With the construction of the little league fields at Colburn in 2021, the two western most little league fields will no longer be needed. The desire is to convert this area into two soccer fields. There is currently a shortage of soccer fields in the City of Green Bay.

Justification Information

With the construction of the little league fields at Colburn in 2021, the two western most little league fields will no longer be needed. The desire is to convert this area into two soccer fields. There is currently a shortage of soccer fields in the City of Green Bay.

MUNIS Financial Information

Funding Source	$250,000.00	General Levy Borrowing	2022
	$250,000.00		
Expenditure	$250,000.00	Perkins Construct 2 Soccer Fields	2022
	$250,000.00		

How will this improve our service level and efficiency

To further enhance the utilization of the facility

CIP-Expenditure

City Expenditure ID	523				
Expenditure Name	**Murphy Playground Replacement**			**City Project ID**	0
Expenditure Type	MAJ	**Expenditure Status**	ACTIVE		
Category	Park & Rec	**Priority**	1		

Department Details

Department	Parks	**Department Head**	Dan Ditscheit	**Project Contact**	Kaurie Mihm

Budget Information

Add/Replace	Replace	**Replacing Asset**		**Mileage**	0
Useful Life	30	**Condition**	Good	**Age of Equipment**	30

Financial Information

Total Project Cost	
Initial Cost	50,000.00
Maintenace/Cost of Operation	$0.00
Maintenance Cost Over 5 years	$0.00
TOTAL INVESTMENT	$50,000.00
Est Salvage Value of Asset	$0.00
EST INITIAL INVESTMENT	$50,000.00

Description of Expenditure

In order to replace the playgrounds on a 30 year cycle, the City needs to replace two playgrounds per year. This is one of the oldest playgrounds in the park system and was installed in 1992. For playgrounds of this age it becomes difficult to find replacement parts when items break

Justification Information

In order to replace the playgrounds on a 30 year cycle, the City needs to replace two playgrounds per year. This is one of the oldest playgrounds in the park system and was installed in 1992. For playgrounds of this age it becomes difficult to find replacement parts when items break

MUNIS Financial Information

Funding Source	$50,000.00	General Levy Borrowing	2024
	$50,000.00		
Expenditure	$50,000.00	Murphy Playground Replacement	2024
	$50,000.00		

How will this improve our service level and efficiency

To further enhance the utilization of the facility

CIP-Expenditure

City Expenditure ID	525				
Expenditure Name	**Sullivan Playground Replacement**			**City Project ID**	0
Expenditure Type	MAJ	**Expenditure Status**	ACTIVE		
Category	Park & Rec	**Priority**	1		

Department Details

Department	Parks	**Department Head**	Dan Ditscheit	**Project Contact**	Kaurie Mihm

Budget Information

Add/Replace	Replace	**Replacing Asset**		**Mileage**	0
Useful Life	30	**Condition**	Good	**Age of Equipment**	30

Financial Information

Total Project Cost	
Initial Cost	100,000.00
Maintenace/Cost of Operation	$0.00
Maintenance Cost Over 5 years	$0.00
TOTAL INVESTMENT	$100,000.00
Est Salvage Value of Asset	$0.00
EST INITIAL INVESTMENT	$100,000.00

Description of Expenditure

In order to replace the playgrounds on a 30 year cycle, the City needs to replace two playgrounds per year. This is one of the oldest playgrounds in the park system and was installed in 1995. For playgrounds of this age it becomes difficult to find replacement parts when items break.

Justification Information

In order to replace the playgrounds on a 30 year cycle, the City needs to replace two playgrounds per year. This is one of the oldest playgrounds in the park system and was installed in 1995. For playgrounds of this age it becomes difficult to find replacement parts when items break.

MUNIS Financial Information

Funding Source	$100,000.00	General Levy Borrowing	2024
	$100,000.00		
Expenditure	$100,000.00	Sullivan Playground Replacement	2024
	$100,000.00		

How will this improve our service level and efficiency

To further enhance the utilization of the facility

CIP-Expenditure

City Expenditure ID	527				
Expenditure Name	**Mather Heights Playground Replacement**			**City Project ID**	0
Expenditure Type	MAJ	**Expenditure Status**	ACTIVE		
Category	Park & Rec	**Priority**	1		

Department Details

Department	Parks	**Department Head**	Dan Ditscheit	**Project Contact**	Kaurie Mihm

Budget Information

Add/Replace	Replace	**Replacing Asset**		**Mileage**	0
Useful Life	30	**Condition**	Good	**Age of Equipment**	30

Financial Information

Total Project Cost	
Initial Cost	100,000.00
Maintenace/Cost of Operation	$0.00
Maintenance Cost Over 5 years	$0.00
TOTAL INVESTMENT	$100,000.00
Est Salvage Value of Asset	$0.00
EST INITIAL INVESTMENT	$100,000.00

Description of Expenditure

In order to replace the playgrounds on a 30 year cycle, the City needs to replace two playgrounds per year. This is one of the oldest playgrounds in the park system and was installed in 1994. For playgrounds of this age it becomes difficult to find replacement parts when items break.

Justification Information

In order to replace the playgrounds on a 30 year cycle, the City needs to replace two playgrounds per year. This is one of the oldest playgrounds in the park system and was installed in 1994. For playgrounds of this age it becomes difficult to find replacement parts when items break.

MUNIS Financial Information

Funding Source	$100,000.00	General Levy Borrowing	2025
	$100,000.00		
Expenditure	$100,000.00	Mather Heights Playground Replacement	2025
	$100,000.00		

How will this improve our service level and efficiency

To further enhance the utilization of the facility

CIP-Expenditure

City Expenditure ID	529				
Expenditure Name	**Wildlife Sanctuary Aviary Replacement**			**City Project ID**	0
Expenditure Type	MAJ	**Expenditure Status**	ACTIVE		
Category	Park & Rec	**Priority**	1		

Department Details

Department	Parks	**Department Head**	Dan Ditscheit	**Project Contact**	Kaurie Mihm

Budget Information

Add/Replace	Replace	**Replacing Asset**		**Mileage**	0
Useful Life	30	**Condition**	Poor	**Age of Equipment**	30

Financial Information

Total Project Cost	
Initial Cost	270,000.00
Maintenace/Cost of Operation	$0.00
Maintenance Cost Over 5 years	$0.00
TOTAL INVESTMENT	$270,000.00
Est Salvage Value of Asset	$0.00
EST INITIAL INVESTMENT	$270,000.00

Description of Expenditure

The Bay Beach Wildlife Sanctuary treats and harbors injured animals. Some of the animals are not able to go back into the wild due to their injuries and are therefore put on display for the public to view. The existing walk through bird aviary is in need of replacement, due to rotting timber support structures. This funding will be used to create a new habitat for the birds including water features and a walk through exhibit for the public. In 2019 the Parks Department bonded $100,000 to design and construct the aviary. The City has already contracted with a consultant for the cost of $35,000 to design the structure and create a cost estimate for construction. This additional funding, along with the remaining $65,000 from the 2019 is expected to cover the full cost of the project.

Justification Information

To further enhance the utilization of the facility

MUNIS Financial Information

Funding Source	$270,000.00	General Levy Borrowing	2021
	$270,000.00		
Expenditure	$270,000.00	Wildlife Sanctuary Aviary Replacement	2021
	$270,000.00		

How will this improve our service level and efficiency

To further enhance the utilization of the facility

CIP-Expenditure

City Expenditure ID	539				
Expenditure Name	**Kennedy Shelter Roof Replacement**			**City Project ID**	0
Expenditure Type	MAJ	**Expenditure Status**	ACTIVE		
Category	Park & Rec	**Priority**	1		

Department Details

Department	Parks	**Department Head**	Dan Ditscheit	**Project Contact**	Kaurie Mihm

Budget Information

Add/Replace	Replace	**Replacing Asset**		**Mileage**	0
Useful Life	30	**Condition**	Poor	**Age of Equipment**	30

Financial Information

Total Project Cost	
Initial Cost	10,000.00
Maintenace/Cost of Operation	$0.00
Maintenance Cost Over 5 years	$0.00
TOTAL INVESTMENT	$10,000.00
Est Salvage Value of Asset	$0.00
EST INITIAL INVESTMENT	$10,000.00

Description of Expenditure

The shingles on this roof have reached their lifespan. If the shingles are not replaced there is the possibility of water damage to the building structure, which will in turn add to the cost to repair these roofs in future years.

Justification Information

Enhance Park Utilization

MUNIS Financial Information

Funding Source	$10,000.00	General Levy Borrowing	2023
	$10,000.00		
Expenditure	$10,000.00	Kennedy Shelter Roof Replacement	2023
	$10,000.00		

How will this improve our service level and efficiency

Enhance Park Utilization

CIP-Expenditure

City Expenditure ID	551				
Expenditure Name	**West Side Trail Construction – Bond Street to City Limits**			**City Project ID**	0
Expenditure Type	MAJ	**Expenditure Status**	ACTIVE		
Category	Park & Rec	**Priority**	1		

Department Details

Department	Parks	**Department Head**	Dan Ditscheit	**Project Contact**	Kaurie Mihm

Budget Information

Add/Replace	Add	**Replacing Asset**		**Mileage**	0
Useful Life	0	**Condition**		**Age of Equipment**	0

Financial Information

Total Project Cost	
Initial Cost	220,000.00
Maintenace/Cost of Operation	$0.00
Maintenance Cost Over 5 years	$0.00
TOTAL INVESTMENT	$220,000.00
Est Salvage Value of Asset	$0.00
EST INITIAL INVESTMENT	$220,000.00

Description of Expenditure

Currently the West Side Trail ends on Bond Street. The desire is to connect this trail to the existing Mountain Bay Trail in Howard. The Village of Howard is taking steps to connect the Mountain Bay Trail to the City Limits on Taylor Street. This funding will go towards the installation of a 10' wide multi-use trail from Bond Street to Taylor Street. The City is currently working with adjacent property owners to secure trail easements. Staff will seek matching grants to help fund this project.

Justification Information

Currently the West Side Trail ends on Bond Street. The desire is to connect this trail to the existing Mountain Bay Trail in Howard. The Village of Howard is taking steps to connect the Mountain Bay Trail to the City Limits on Taylor Street. This funding will go towards the installation of a 10' wide multi-use trail from Bond Street to Taylor Street. The City is currently working with adjacent property owners to secure trail easements. Staff will seek matching grants to help fund this project.

MUNIS Financial Information

Funding Source	$220,000.00	General Levy Borrowing	2023
	$220,000.00		
Expenditure	$220,000.00	West Side Trail Construction – Bond Street to City Limits	2023
	$220,000.00		

How will this improve our service level and efficiency

Enhance Park Utilization

CIP-Expenditure

City Expenditure ID	549				
Expenditure Name	**Joliet Parking Lot Improvements**			**City Project ID**	0
Expenditure Type	MAJ	**Expenditure Status**	ACTIVE		
Category	Park & Rec	**Priority**	1		

Department Details

Department	Parks	**Department Head**	Dan Ditscheit	**Project Contact**	Kaurie Mihm

Budget Information

Add/Replace	Add	**Replacing Asset**		**Mileage**	0
Useful Life	0	**Condition**		**Age of Equipment**	0

Financial Information

Total Project Cost	
Initial Cost	75,000.00
Maintenace/Cost of Operation	$0.00
Maintenance Cost Over 5 years	$0.00
TOTAL INVESTMENT	$75,000.00
Est Salvage Value of Asset	$0.00
EST INITIAL INVESTMENT	$75,000.00

Description of Expenditure

The City is working with the DNR to develop a grant application to complete significant habitat restoration efforts at Joliet Park in 2022. We are hopeful that these grant projects will be approved. As part of this project the City would like to pave the parking lot and drive, along with installing a paved walk to the water's edge. We are hopeful that this funding can be used as a match for other potential grant funding. If grant funding is not secured for this paving, additional funding will be required.

Justification Information

The City is working with the DNR to develop a grant application to complete significant habitat restoration efforts at Joliet Park in 2022. We are hopeful that these grant projects will be approved. As part of this project the City would like to pave the parking lot and drive, along with installing a paved walk to the water's edge. We are hopeful that this funding can be used as a match for other potential grant funding. If grant funding is not secured for this paving, additional funding will be required.

MUNIS Financial Information

Funding Source	$75,000.00	General Levy Borrowing	2022
	$75,000.00		
Expenditure	$75,000.00	Joliet Parking Lot Improvements	2022
	$75,000.00		

How will this improve our service level and efficiency

Enhance Park Utilization

CIP-Expenditure

City Expenditure ID	58				
Expenditure Name	**Muir Parking Lot Replacement**			**City Project ID**	0
Expenditure Type	MAJ	**Expenditure Status**	ACTIVE		
Category	Park & Rec	**Priority**	1		

Department Details

Department	Parks	**Department Head**	D. Ditscheit	**Project Contact**	D. Ditscheit

Budget Information

Add/Replace	Replace	**Replacing Asset**		**Mileage**	0
Useful Life	30	**Condition**	Poor	**Age of Equipment**	30

Financial Information

Total Project Cost	
Initial Cost	250,000.00
Maintenace/Cost of Operation	$0.00
Maintenance Cost Over 5 years	$0.00
TOTAL INVESTMENT	$250,000.00
Est Salvage Value of Asset	$0.00
EST INITIAL INVESTMENT	$250,000.00

Description of Expenditure

There are several parking lots throughout the park system that are in need of total replacement. This lot was installed over 30 years ago and is in need of a total replacement.

Justification Information

There are several parking lots throughout the park system that are in need of total replacement. This lot was installed over 30 years ago and are in need of a total replacement. For the Muir Park project we propose to replace the parking lot.

MUNIS Financial Information

Funding Source	$250,000.00	General Levy Borrowing	2025
	$250,000.00		
Expenditure	$250,000.00	Muir Parking Lot Replacement	2025
	$250,000.00		

How will this improve our service level and efficiency

Enhanced Park Utilization

CIP-Expenditure

City Expenditure ID	59				
Expenditure Name	**Perkins East Parking Lot Replacement**			**City Project ID**	0
Expenditure Type	MAJ	**Expenditure Status**	ACTIVE		
Category	Park & Rec	**Priority**	1		

Department Details

Department	Parks	**Department Head**	D. Ditscheit	**Project Contact**	D. Ditscheit

Budget Information

Add/Replace	Replace	**Replacing Asset**		**Mileage**	0
Useful Life	30	**Condition**	Poor	**Age of Equipment**	30

Financial Information

Total Project Cost	
Initial Cost	375,000.00
Maintenace/Cost of Operation	$0.00
Maintenance Cost Over 5 years	$0.00
TOTAL INVESTMENT	$375,000.00
Est Salvage Value of Asset	$0.00
EST INITIAL INVESTMENT	$375,000.00

Description of Expenditure

There are several parking lots throughout the park system that are in need of total replacement. This lot was installed over 30 years ago and is in need of a total replacement.

Justification Information

There are several parking lots throughout the park system that are in need of total replacement. This lot was installed over 30 years ago and is in need of a total replacement.

MUNIS Financial Information

Funding Source	$375,000.00	General Levy Borrowing	2022
	$375,000.00		
Expenditure	$375,000.00	Perkins East Parking Lot Replacement	2022
	$375,000.00		

How will this improve our service level and efficiency

Enhance Park Utilization

CIP-Expenditure

City Expenditure ID	61				
Expenditure Name	**Metro Boat Launch – New Fishing Pier**			**City Project ID**	0
Expenditure Type	MAJ	**Expenditure Status**	ACTIVE		
Category	Park & Rec	**Priority**	1		

Department Details

Department	Parks	**Department Head**	Dan Ditscheit	**Project Contact**	Kaurie Mihm

Budget Information

Add/Replace	Replace	**Replacing Asset**		**Mileage**	0
Useful Life	30	**Condition**		**Age of Equipment**	0

Financial Information

Total Project Cost	
Initial Cost	500,000.00
Maintenace/Cost of Operation	$0.00
Maintenance Cost Over 5 years	$0.00
TOTAL INVESTMENT	$500,000.00
Est Salvage Value of Asset	$0.00
EST INITIAL INVESTMENT	$500,000.00

Description of Expenditure

This funding will be used to convert an existing abandoned pipeline to a fishing pier. This is known as a fishing hotspot in the City. Staff will actively pursue grant opportunities to help fund this project. This funding will be used as matching funds for any grants we receive. It is currently unknown what the total project will cost as the scope of work has not been defined yet.

Justification Information

This funding will be used to convert an existing abandoned pipeline to a fishing pier. This is known as a fishing hotspot in the City. Staff will actively pursue grant opportunities to help fund this project. This funding will be used as matching funds for any grants we receive. It is currently unknown what the total project will cost as the scope of work has not been defined yet.

MUNIS Financial Information

Funding Source	$500,000.00	General Levy Borrowing	2025
	$500,000.00		
Expenditure	$500,000.00	Metro Boat Launch – New Fishing Pier	2025
	$500,000.00		

How will this improve our service level and efficiency

To further enhance the utilization of the facility

CIP-Expenditure

City Expenditure ID	64				
Expenditure Name	**Joannes Skate Park Improvements Engineering**			**City Project ID**	0
Expenditure Type	MAJ	**Expenditure Status**	ACTIVE		
Category	Park & Rec	**Priority**	1		

Department Details

Department	Parks	**Department Head**	Dan Ditscheit	**Project Contact**	Kaurie Mihm

Budget Information

Add/Replace	Replace	**Replacing Asset**		**Mileage**	0
Useful Life	30	**Condition**		**Age of Equipment**	0

Financial Information

Total Project Cost	
Initial Cost	25,000.00
Maintenace/Cost of Operation	$0.00
Maintenance Cost Over 5 years	$0.00
TOTAL INVESTMENT	$25,000.00
Est Salvage Value of Asset	$0.00
EST INITIAL INVESTMENT	$25,000.00

Description of Expenditure

The Skate Park user group has been fundraising over several years to install upgrades to this facility. This funding will be used to hire a skatepark consultant to create a conceptual design, cost estimate and construction documents for the recommended work.

Justification Information

The Skate Park user group has been fundraising over several years to install upgrades to this facility. This funding will be used to hire a skatepark consultant to create a conceptual design, cost estimate and construction documents for the recommended work.

MUNIS Financial Information

Funding Source	$25,000.00	General Levy Borrowing	2024
	$25,000.00		
Expenditure	$25,000.00	Joannes Skate Park Improvements Engineering	2024
	$25,000.00		

How will this improve our service level and efficiency

To further enhance the utilization of the facility

CIP-Expenditure

City Expenditure ID	62				
Expenditure Name	**Misc. Park Paving**			**City Project ID**	0
Expenditure Type	MAJ	**Expenditure Status**	ACTIVE		
Category	Park & Rec	**Priority**	1		

Department Details

Department	Parks	**Department Head**	D. Ditscheit	**Project Contact**	D. Ditscheit

Budget Information

Add/Replace	Add	**Replacing Asset**		**Mileage**	0
Useful Life	30	**Condition**		**Age of Equipment**	0

Financial Information

Total Project Cost	
Initial Cost	200,000.00
Maintenace/Cost of Operation	$0.00
Maintenance Cost Over 5 years	$0.00
TOTAL INVESTMENT	$200,000.00
Est Salvage Value of Asset	$0.00
EST INITIAL INVESTMENT	$200,000.00

Description of Expenditure

Multiple Paving projects have been identified throughout the Park facilities due to deteriorating conditions and ADA accessibility requirements.

Justification Information

Multiple Paving projects have been identified throughout the Park facilities due to deteriorating conditions and ADA accessibility requirements.

MUNIS Financial Information

Funding Source	$150,000.00	General Levy Borrowing	2024
	$150,000.00		
Expenditure	$150,000.00	Misc Paving	2024
	$150,000.00		

How will this improve our service level and efficiency

Enhance Park Utilization

CIP-Expenditure

City Expenditure ID	54				
Expenditure Name	**Tank Playground Replacement**			**City Project ID**	0
Expenditure Type	MAJ	**Expenditure Status**	ACTIVE		
Category	Park & Rec	**Priority**	1		

Department Details

Department	Parks	**Department Head**	Dan Ditscheit	**Project Contact**	Kaurie Mihm

Budget Information

Add/Replace	Replace	**Replacing Asset**		**Mileage**	0
Useful Life	30	**Condition**	Good	**Age of Equipment**	29

Financial Information

Total Project Cost	
Initial Cost	50,000.00
Maintenace/Cost of Operation	$0.00
Maintenance Cost Over 5 years	$0.00
TOTAL INVESTMENT	$50,000.00
Est Salvage Value of Asset	$0.00
EST INITIAL INVESTMENT	$50,000.00

Description of Expenditure

In order to replace the playgrounds on a 30 year cycle, the City needs to replace two playgrounds per year. This is one of the oldest playgrounds in the park system and was installed in 1994. For playgrounds of this age it becomes difficult to find replacement parts when items break.

Justification Information

In order to replace the playgrounds on a 30 year cycle, the City needs to replace two playgrounds per year. This is one of the oldest playgrounds in the park system and was installed in 1994. For playgrounds of this age it becomes difficult to find replacement parts when items break.

MUNIS Financial Information

Funding Source	$50,000.00	General Levy Borrowing	2024
	$50,000.00		
Expenditure	$50,000.00	Tank Park-1/2 Playground Equip Replacement	2024
	$50,000.00		

How will this improve our service level and efficiency

To further enhance the utilization of the facility

CIP-Expenditure

City Expenditure ID	52				
Expenditure Name	**Wildlife Sanctuary – Replace Fencing**			**City Project ID**	0
Expenditure Type	MAJ	**Expenditure Status**	ACTIVE		
Category	Park & Rec	**Priority**	1		

Department Details

Department	Parks	**Department Head**	Dan Ditscheit	**Project Contact**	Kaurie Mihm

Budget Information

Add/Replace	Replace	**Replacing Asset**		**Mileage**	0
Useful Life	30	**Condition**		**Age of Equipment**	0

Financial Information

Total Project Cost	
Initial Cost	100,000.00
Maintenace/Cost of Operation	$0.00
Maintenance Cost Over 5 years	$0.00
TOTAL INVESTMENT	$100,000.00
Est Salvage Value of Asset	$0.00
EST INITIAL INVESTMENT	$100,000.00

Description of Expenditure

The Birds of Prey exhibit is in need of fencing to replace the existing deteriorated fence currently in place that keeps the public from physically entering the exhibits for safety reasons

Justification Information

The Birds of Prey exhibit is in need of fencing to replace the existing deteriorating fence currently in place that keeps the public from physically entering the exhibits for safety reasons.

MUNIS Financial Information

Funding Source	$100,000.00	General Levy Borrowing	2025
	$100,000.00		
Expenditure	$100,000.00	Wildlife Sanctuary – Replace Fencing	2025
	$100,000.00		

How will this improve our service level and efficiency

To further enhance the utilization of the facility

CIP-Expenditure

City Expenditure ID	55				
Expenditure Name	**Nicolet Playground Replacement**			**City Project ID**	0
Expenditure Type	MAJ	**Expenditure Status**	ACTIVE		
Category	Park & Rec	**Priority**	1		

Department Details

Department	Parks	**Department Head**	Dan Ditscheit	**Project Contact**	Kaurie Mihm

Budget Information

Add/Replace	Replace	**Replacing Asset**		**Mileage**	0
Useful Life	30	**Condition**		**Age of Equipment**	29

Financial Information

Total Project Cost	
Initial Cost	50,000.00
Maintenace/Cost of Operation	$0.00
Maintenance Cost Over 5 years	$0.00
TOTAL INVESTMENT	$50,000.00
Est Salvage Value of Asset	$0.00
EST INITIAL INVESTMENT	$50,000.00

Description of Expenditure

In order to replace the playgrounds on a 30 year cycle, the City needs to replace two playgrounds per year. This is one of the oldest playgrounds in the park system and was installed in 1994. For playgrounds of this age it becomes difficult to find replacement parts when items break.

Justification Information

In order to replace the playgrounds on a 30 year cycle, the City needs to replace two playgrounds per year. This is one of the oldest playgrounds in the park system and was installed in 1994. For playgrounds of this age it becomes difficult to find replacement parts when items break.

MUNIS Financial Information

Funding Source	$50,000.00	General Levy Borrowing	2024
	$50,000.00		
Expenditure	$50,000.00	Nicolet Playground Replacement	2024
	$50,000.00		

How will this improve our service level and efficiency

To further enhance the utilization of the facility

CIP-Expenditure

City Expenditure ID	56				
Expenditure Name	**Wildlife Sanctuary Replace Residence Parking Lot**			**City Project ID**	0
Expenditure Type	MAJ	**Expenditure Status**	ACTIVE		
Category	Park & Rec	**Priority**	1		

Department Details

Department	Parks	**Department Head**	D. Ditscheit	**Project Contact**	D. Ditscheit

Budget Information

Add/Replace	Replace	**Replacing Asset**		**Mileage**	0
Useful Life	30	**Condition**	Poor	**Age of Equipment**	30

Financial Information

Total Project Cost	
Initial Cost	250,000.00
Maintenace/Cost of Operation	$0.00
Maintenance Cost Over 5 years	$0.00
TOTAL INVESTMENT	$250,000.00
Est Salvage Value of Asset	$0.00
EST INITIAL INVESTMENT	$250,000.00

Description of Expenditure

There are several parking lots throughout the park system that are in need of total replacement. This lot was installed over 30 years ago and is in need of a total replacement.

Justification Information

There are several parking lots throughout the park system that are in need of total replacement. This lot was installed over 30 years ago and is in need of a total replacement.

MUNIS Financial Information

Funding Source	$250,000.00	General Levy Borrowing	2024
	$250,000.00		
Expenditure	$250,000.00	Wildlife Sanctuary Replace Residence Parking Lot	2024
	$250,000.00		

How will this improve our service level and efficiency

Enhance Park Utilization

CIP-Expenditure

City Expenditure ID	48				
Expenditure Name	**Park Shop – Replace Paving**			**City Project ID**	0
Expenditure Type	MAJ	**Expenditure Status**	ACTIVE		
Category	Park & Rec	**Priority**	1		

Department Details

Department	Parks	**Department Head**	D. Ditscheit	**Project Contact**	D. Ditscheit

Budget Information

Add/Replace	Replace	**Replacing Asset**		**Mileage**	0
Useful Life	30	**Condition**	Poor	**Age of Equipment**	30

Financial Information

Total Project Cost	
Initial Cost	175,000.00
Maintenace/Cost of Operation	$0.00
Maintenance Cost Over 5 years	$0.00
TOTAL INVESTMENT	$175,000.00
Est Salvage Value of Asset	$0.00
EST INITIAL INVESTMENT	$175,000.00

Description of Expenditure

The service area located behind the park shop is deteriorating and is need of replacement to eliminate damage to vehicles and equipment.

Justification Information

The service area located behind the park shop is deteriorating and is need of replacement to eliminate damage to vehicles and equipment

MUNIS Financial Information

Funding Source	$175,000.00	General Levy Borrowing	2024
	$175,000.00		
Expenditure	$175,000.00	Park Shop – Replace Paving	2024
	$175,000.00		

How will this improve our service level and efficiency

Enhancement of Facility

CIP-Expenditure

City Expenditure ID	49				
Expenditure Name	**West Side Pickleball – (Murphy or Perkins)**			**City Project ID**	0
Expenditure Type	MAJ	**Expenditure Status**	ACTIVE		
Category	Park & Rec	**Priority**	1		

Department Details

Department	Parks	**Department Head**	D. Ditscheit	**Project Contact**	D. Ditscheit

Budget Information

Add/Replace	Add	**Replacing Asset**		**Mileage**	0
Useful Life	30	**Condition**		**Age of Equipment**	0

Financial Information

Total Project Cost	
Initial Cost	250,000.00
Maintenace/Cost of Operation	$0.00
Maintenance Cost Over 5 years	$0.00
TOTAL INVESTMENT	$250,000.00
Est Salvage Value of Asset	$0.00
EST INITIAL INVESTMENT	$250,000.00

Description of Expenditure

Pickleball is a growing sport within the Green Bay community. We currently have one pickleball complex on the east side, but none on the west side. A pickleball group has expressed a desire to either convert the 2 existing tennis courts at Murphy Park into 6 dedicated pickleball courts, or construct 6 new courts at Perkins Park. The cost would be approximately the same for either location.

Justification Information

Pickleball is a growing sport within the Green Bay community. We currently have one pickleball complex on the east side, but none on the west side. A pickleball group has expressed a desire to either convert the 2 existing tennis courts at Murphy Park into 6 dedicated pickleball courts, or construct 6 new courts at Perkins Park. The cost would be approximately the same for either location.

MUNIS Financial Information

Funding Source	$250,000.00	General Levy Borrowing	2022
	$250,000.00		
Expenditure	$250,000.00	West Side Pickleball – (Murphy or Perkins)	2022
	$250,000.00		

How will this improve our service level and efficiency

To further enhance the utilization of the facility

CIP-Expenditure

City Expenditure ID	50				
Expenditure Name	**Joannes Pool Floor Resurfacing**			**City Project ID**	0
Expenditure Type	MAJ	**Expenditure Status**	ACTIVE		
Category	Park & Rec	**Priority**	1		

Department Details

Department	Parks	**Department Head**	Dan Ditscheit	**Project Contact**	Kaurie Mihm

Budget Information

Add/Replace	Replace	**Replacing Asset**		**Mileage**	0
Useful Life	30	**Condition**		**Age of Equipment**	0

Financial Information

Total Project Cost	
Initial Cost	300,000.00
Maintenace/Cost of Operation	$0.00
Maintenance Cost Over 5 years	$0.00
TOTAL INVESTMENT	$300,000.00
Est Salvage Value of Asset	$0.00
EST INITIAL INVESTMENT	$300,000.00

Description of Expenditure

The Joannes Aquatic Center pool floor surface is needed of repair. This funding will go towards patching the plaster that is no longer adhering to the concrete and install a new exposed quartz aggregate surface on the entire pool basin.

Justification Information

The Joannes Aquatic Center pool floor surface is needed of repair. This funding will go towards patching the plaster that is no longer adhering to the concrete and install a new exposed quartz aggregate surface on the entire pool basin.

MUNIS Financial Information

Funding Source	$300,000.00	General Levy Borrowing	2022
	$300,000.00		
Expenditure	$300,000.00	Joannes Pool Floor Resurfacing	2022
	$300,000.00		

How will this improve our service level and efficiency

To further enhance the utilization of the facility

CIP-Expenditure

City Expenditure ID	38				
Expenditure Name	**Joannes Pool Slide Replacement**			**City Project ID**	0
Expenditure Type	MAJ	**Expenditure Status**	ACTIVE		
Category	Park & Rec	**Priority**	1		

Department Details

Department	Parks	**Department Head**	Dan Ditscheit	**Project Contact**	Kaurie Mihm

Budget Information

Add/Replace	Replace	**Replacing Asset**		**Mileage**	0
Useful Life	30	**Condition**	Poor	**Age of Equipment**	0

Financial Information

Total Project Cost	
Initial Cost	1,000,000.00
Maintenace/Cost of Operation	$0.00
Maintenance Cost Over 5 years	$0.00
TOTAL INVESTMENT	$1,000,000.00
Est Salvage Value of Asset	$0.00
EST INITIAL INVESTMENT	$1,000,000.00

Description of Expenditure

The pool slides and wood staircase structure at the Joannes Aquatic Center is overdue for a total replacement. The slides are leaking extensively and the wood stair structure and steel slide structures are nearing their anticipated lifespan.

Justification Information

The pool slides and wood staircase structure at the Joannes Aquatic Center is overdue for a total replacement. The slides are leaking extensively and the wood stair structure and steel slide structures are nearing their anticipated lifespan.

MUNIS Financial Information

Funding Source	$1,000,000.00	General Levy Borrowing	2024
	$1,000,000.00		
Expenditure	$1,000,000.00	Joannes Pool Slide Replacement	2024
	$1,000,000.00		

How will this improve our service level and efficiency

To further enhance the utilization of the facility

CIP-Expenditure

City Expenditure ID	39				
Expenditure Name	**West High School Tennis Court Colorcoating**			**City Project ID**	0
Expenditure Type	MAJ	**Expenditure Status**	ACTIVE		
Category	Park & Rec	**Priority**	1		

Department Details

Department	Parks	**Department Head**	D. Ditscheit	**Project Contact**	D. Ditscheit

Budget Information

Add/Replace	Replace	**Replacing Asset**		**Mileage**	0
Useful Life	30	**Condition**	Poor	**Age of Equipment**	0

Financial Information

Total Project Cost	
Initial Cost	60,000.00
Maintenace/Cost of Operation	$0.00
Maintenance Cost Over 5 years	$0.00
TOTAL INVESTMENT	$60,000.00
Est Salvage Value of Asset	$0.00
EST INITIAL INVESTMENT	$60,000.00

Description of Expenditure

This facility was constructed in 2006. The colorcoating surface is in need of replacement in order to keep it usable as a tournament facility for West High School. It is estimated to cost a total of $120,000 with the School District funding ½ of the cost.

Justification Information

This facility was constructed in 2006. The colorcoating surface is in need of replacement in order to keep it usable as a tournament facility for West High School. It is estimated to cost a total of $120,000 with the School District funding ½ of the cost.

MUNIS Financial Information

Funding Source	$60,000.00	General Levy Borrowing	2022
	$60,000.00		
Expenditure	$60,000.00	West High School Tennis Court Colorcoating	2022
	$60,000.00		

How will this improve our service level and efficiency

To further enhance the utilization of the facility

CIP-Expenditure

City Expenditure ID	40				
Expenditure Name	**Hockey Rink Board Replacement**			**City Project ID**	0
Expenditure Type	MAJ	**Expenditure Status**	ACTIVE		
Category	Park & Rec	**Priority**	1		

Department Details

Department	Parks	**Department Head**	Dan Ditscheit	**Project Contact**	Kaurie Mihm

Budget Information

Add/Replace	Replace	**Replacing Asset**		**Mileage**	0
Useful Life	30	**Condition**	Good	**Age of Equipment**	0

Financial Information

Total Project Cost	
Initial Cost	50,000.00
Maintenace/Cost of Operation	$0.00
Maintenance Cost Over 5 years	$0.00
TOTAL INVESTMENT	$50,000.00
Est Salvage Value of Asset	$0.00
EST INITIAL INVESTMENT	$50,000.00

Description of Expenditure

There are 5 hockey rinks located in the City. Three are in good condition. The remaining two have side boards that are currently rotting out. This funding will go towards the purchase of new lumber to rebuild the hockey boards. Park crews will construct and install the hockey boards.

Justification Information

There are 5 hockey rinks located in the City. Three are in good condition. The remaining two have side boards that are currently rotting out. This funding will go towards the purchase of new lumber to rebuild the hockey boards. Park crews will construct and install the hockey boards.

MUNIS Financial Information

Funding Source	$50,000.00	General Levy Borrowing	2023
	$50,000.00		
Expenditure	$50,000.00	Hockey Rink Board Replacement	2023
	$50,000.00		

How will this improve our service level and efficiency

To further enhance the utilization of the facility

CIP-Expenditure

City Expenditure ID	42				
Expenditure Name	**Park Shop – Old Shop Roof Replacement**			**City Project ID**	0
Expenditure Type	MAJ	**Expenditure Status**	ACTIVE		
Category	Park & Rec	**Priority**	1		

Department Details

Department	Parks	**Department Head**	D. Ditscheit	**Project Contact**	D. Ditscheit

Budget Information

Add/Replace	Replace	**Replacing Asset**		**Mileage**	0
Useful Life	25	**Condition**		**Age of Equipment**	0

Financial Information

Total Project Cost	
Initial Cost	100,000.00
Maintenace/Cost of Operation	$0.00
Maintenance Cost Over 5 years	$0.00
TOTAL INVESTMENT	$100,000.00
Est Salvage Value of Asset	$0.00
EST INITIAL INVESTMENT	$100,000.00

Description of Expenditure

The shingles and rubber membrane on this roof has reached its lifespan. If the roofing is not replaced there is the possibility of water damage to the building structure, which will in turn add to the cost to repair these roofs in future years. There are currently leaks that we are not able to patch.

Justification Information

Improvement of Facility

MUNIS Financial Information

Funding Source	$100,000.00	General Levy Borrowing	2022
	$100,000.00		
Expenditure	$100,000.00	Park Shop – Old Shop Roof Replacement	2022
	$100,000.00		

How will this improve our service level and efficiency

Improvement of facility

CIP-Expenditure

City Expenditure ID	43				
Expenditure Name	**Navarino New Park Shelter**			**City Project ID**	0
Expenditure Type	MAJ	**Expenditure Status**	ACTIVE		
Category	Park & Rec	**Priority**	4		

Department Details

Department	Parks	**Department Head**	D. Ditscheit	**Project Contact**	D. Ditscheit

Budget Information

Add/Replace	Add	**Replacing Asset**		**Mileage**	0
Useful Life	25	**Condition**		**Age of Equipment**	0

Financial Information

Total Project Cost	
Initial Cost	500,000.00
Maintenace/Cost of Operation	$0.00
Maintenance Cost Over 5 years	$0.00
TOTAL INVESTMENT	$500,000.00
Est Salvage Value of Asset	$0.00
EST INITIAL INVESTMENT	$500,000.00

Description of Expenditure

Navarino Park is a fairly new park that has only been partially developed to date. There is a desire by the Neighborhood Association and the Parks Department to install a shelter with restrooms per the approved masterplan. One of the uses for the shelter will be to run a new summer park program out of this shelter

Justification Information

Enhance Park Utilization

MUNIS Financial Information

Funding Source	$500,000.00	General Levy Borrowing	2025
	$500,000.00		
Expenditure	$500,000.00	Navarino Park-New Park Shelter	2025
	$500,000.00		

How will this improve our service level and efficiency

Enhance Park Utilization

CIP-Expenditure

City Expenditure ID	44				
Expenditure Name	**New Bay Highlands Neighborhood Park**			**City Project ID**	0
Expenditure Type	MAJ	**Expenditure Status**	ACTIVE		
Category	Park & Rec	**Priority**	4		

Department Details

Department	Parks	**Department Head**	Dan Ditscheit	**Project Contact**	Kaurie Mihm

Budget Information

Add/Replace	Add	**Replacing Asset**		**Mileage**	0
Useful Life	30	**Condition**		**Age of Equipment**	0

Financial Information

Total Project Cost	
Initial Cost	300,000.00
Maintenace/Cost of Operation	$0.00
Maintenance Cost Over 5 years	$0.00
TOTAL INVESTMENT	$300,000.00
Est Salvage Value of Asset	$0.00
EST INITIAL INVESTMENT	$300,000.00

Description of Expenditure

This is one area in the City where there is a large residential neighborhood with no parks located within their park service area. This funding will be used to install a playground, ADA compliant walks, landscape and possibly an open shelter on existing property that the Parks Department owns.

Justification Information

This is one area in the City where there is a large residential neighborhood with no parks located within their park service area. This funding will be used to install a playground, ADA compliant walks, landscape and possibly an open shelter on existing property that the Parks Department owns.

MUNIS Financial Information

Funding Source	$300,000.00	General Levy Borrowing	2025
	$300,000.00		
Expenditure	$300,000.00	NEW BAY HIGHLANDS NEIGHBORHOOD PARK	2025
	$300,000.00		

How will this improve our service level and efficiency

To further enhance the utilization of the facility

CIP-Expenditure

City Expenditure ID	46				
Expenditure Name	**Seymour West Playground Replacement**			**City Project ID**	0
Expenditure Type	MAJ	**Expenditure Status**	ACTIVE		
Category	Park & Rec	**Priority**	1		

Department Details

Department	Parks	**Department Head**	Dan Ditscheit	**Project Contact**	Kaurie Mihm

Budget Information

Add/Replace	Replace	**Replacing Asset**		**Mileage**	0
Useful Life	30	**Condition**		**Age of Equipment**	0

Financial Information

Total Project Cost	
Initial Cost	100,000.00
Maintenace/Cost of Operation	$0.00
Maintenance Cost Over 5 years	$0.00
TOTAL INVESTMENT	$100,000.00
Est Salvage Value of Asset	$0.00
EST INITIAL INVESTMENT	$100,000.00

Description of Expenditure

In order to replace the playgrounds on a 30 year cycle, the City needs to replace two playgrounds per year. This is one of the oldest playgrounds in the park system and was installed in 1994. For playgrounds of this age it becomes difficult to find replacement parts when items break.

Justification Information

.In order to replace the playgrounds on a 30 year cycle, the City needs to replace two playgrounds per year. This is one of the oldest playgrounds in the park system and was installed in 1994. For playgrounds of this age it becomes difficult to find replacement parts when items break.

MUNIS Financial Information

Funding Source	$100,000.00	General Levy Borrowing	2024
	$100,000.00		
Expenditure	$100,000.00	Seymour West Playground Replacement	2024
	$100,000.00		

How will this improve our service level and efficiency

To further enhance the utilization of the facility

CIP-Expenditure

City Expenditure ID	31				
Expenditure Name	**Perkins New Baseball Field**			**City Project ID**	0
Expenditure Type	MAJ	**Expenditure Status**	ACTIVE		
Category	Park & Rec	**Priority**	4		

Department Details

Department	Parks	**Department Head**	D. Ditscheit	**Project Contact**	D. Ditscheit

Budget Information

Add/Replace	Replace	**Replacing Asset**		**Mileage**	0
Useful Life	30	**Condition**	Fair	**Age of Equipment**	0

Financial Information

Total Project Cost	
Initial Cost	400,000.00
Maintenace/Cost of Operation	$0.00
Maintenance Cost Over 5 years	$0.00
TOTAL INVESTMENT	$400,000.00
Est Salvage Value of Asset	$0.00
EST INITIAL INVESTMENT	$400,000.00

Description of Expenditure

With the development of the Phase 1 ballfield development at Colburn Park, one baseball field was removed at Colburn. There is now a shortage of baseball fields in the City. This funding will convert one little league field to a baseball field, which will give us a 2 baseball field complex at Perkins Park. This will accommodate adult and/or sanctioned leagues

Justification Information

With the development of the Phase 1 ballfield development at Colburn Park, one baseball field was removed at Colburn. There is now a shortage of baseball fields in the City. This funding will convert one little league field to a baseball field, which will give us a 2 baseball field complex at Perkins Park. This will accommodate adult and/or sanctioned leagues

MUNIS Financial Information

Funding Source	$0.00	General Levy Borrowing	2022
Funding Source	$400,000.00	General Levy Borrowing	2022
	$400,000.00		
Expenditure	$0.00	Perkins New Baseball Field	2022
Expenditure	$400,000.00	Perkins New Baseball Field	2022
	$400,000.00		

How will this improve our service level and efficiency

To further enhance the utilization of the facility

CIP-Expenditure

City Expenditure ID	33				
Expenditure Name	**Tennis Court Colorcoating (Various Courts)**			**City Project ID**	0
Expenditure Type	MAJ	**Expenditure Status**	ACTIVE		
Category	Park & Rec	**Priority**	1		

Department Details

Department	Parks	**Department Head**	D. Ditscheit	**Project Contact**	D. Ditscheit

Budget Information

Add/Replace	Replace	**Replacing Asset**		**Mileage**	0
Useful Life	10	**Condition**		**Age of Equipment**	0

Financial Information

Total Project Cost	
Initial Cost	200,000.00
Maintenace/Cost of Operation	$0.00
Maintenance Cost Over 5 years	$0.00
TOTAL INVESTMENT	$200,000.00
Est Salvage Value of Asset	$0.00
EST INITIAL INVESTMENT	$200,000.00

Description of Expenditure

Tennis courts should be re-color coated on a 10 year cycle for neighborhood tennis courts and on a 7 year cycle for the tournament facility courts. Many of the tennis courts in the Park system have not been color coated in 10 -15 years. The courts to be selected will be determined the year that the funding is approved.

Justification Information

Tennis courts should be re-color coated on a 10 year cycle for neighborhood tennis courts and on a 7 year cycle for the tournament facility courts. Many of the tennis courts in the Park system have not been color coated in 10 -15 years. The courts to be selected will be determined the year that the funding is approved.

MUNIS Financial Information

Funding Source	$200,000.00	General Levy Borrowing	2024
	$200,000.00		
Expenditure	$200,000.00	Tennis Court Color Coating (Various Courts)	2024
	$200,000.00		

How will this improve our service level and efficiency

To further enhance the utilization of the facility

CIP-Expenditure

City Expenditure ID	34				
Expenditure Name	**Misc Athletic Field Renovations**			**City Project ID**	0
Expenditure Type	MAJ	**Expenditure Status**	ACTIVE		
Category	Park & Rec	**Priority**	1		

Department Details

Department	Parks	**Department Head**	D. Ditscheit	**Project Contact**	D. Ditscheit

Budget Information

Add/Replace	Replace	**Replacing Asset**		**Mileage**	0
Useful Life	20	**Condition**	Good	**Age of Equipment**	0

Financial Information

Total Project Cost	
Initial Cost	100,000.00
Maintenace/Cost of Operation	$0.00
Maintenance Cost Over 5 years	$0.00
TOTAL INVESTMENT	$100,000.00
Est Salvage Value of Asset	$0.00
EST INITIAL INVESTMENT	$100,000.00

Description of Expenditure

There are many outdated athletic fields in the Green Bay Park system. Projects will be prioritized based on the available funding. Projects may include, fencing, dugouts, seating areas, infield improvements and drainage repairs.

Justification Information

There are many athletic fields throughout the City that require ongoing maintenance. This funding will cover materials needed for improvements to some of the existing athletic fields. Materials needed may include but are not limited to drain tile, infield mix, and soil amendments. Prioritization of the areas of improvements will be determined during the time of the funding request.

MUNIS Financial Information

Funding Source	$100,000.00	General Levy Borrowing	2025
	$100,000.00		
Expenditure	$100,000.00	Misc Athletic Field Renovations	2025
	$100,000.00		

How will this improve our service level and efficiency

Enhance Park Efficiency

CIP-Expenditure

City Expenditure ID	466				
Expenditure Name	**City Hall Fifth Floor Renovations**			**City Project ID**	0
Expenditure Type	MAJ	**Expenditure Status**	ACTIVE		
Category	Park & Rec	**Priority**	1		

Department Details

Department	City Hall	**Department Head**	Dan Ditscheit	**Project Contact**	Kaurie Mihm

Budget Information

Add/Replace	Replace	**Replacing Asset**		**Mileage**	0
Useful Life	30	**Condition**		**Age of Equipment**	0

Financial Information

Total Project Cost	
Initial Cost	1,000,000.00
Maintenace/Cost of Operation	$0.00
Maintenance Cost Over 5 years	$0.00
TOTAL INVESTMENT	$1,000,000.00
Est Salvage Value of Asset	$0.00
EST INITIAL INVESTMENT	$1,000,000.00

Description of Expenditure

This funding will be used to complete the renovations of the fifth floor to accommodate the needs for the Parks Department.

Justification Information

This funding will be used to complete the renovations of the fifth floor to accommodate the needs for the Parks Department.

MUNIS Financial Information

Funding Source	$1,000,000.00	General Levy Borrowing	2025
	$1,000,000.00		
Expenditure	$1,000,000.00	City Hall Fifth Floor Renovations	2025
	$1,000,000.00		

How will this improve our service level and efficiency

Efficiency

CIP-Expenditure

City Expenditure ID	555				
Expenditure Name	**City Hall Hire Architect for Fifth Floor Renovations**			**City Project ID**	0
Expenditure Type	MAJ	**Expenditure Status**	ACTIVE		
Category	Park & Rec	**Priority**	1		

Department Details

Department	City Hall	**Department Head**	Dan Ditscheit	**Project Contact**	Kaurie Mihm

Budget Information

Add/Replace	Add	**Replacing Asset**		**Mileage**	0
Useful Life	0	**Condition**		**Age of Equipment**	0

Financial Information

Total Project Cost	
Initial Cost	100,000.00
Maintenace/Cost of Operation	$0.00
Maintenance Cost Over 5 years	$0.00
TOTAL INVESTMENT	$100,000.00
Est Salvage Value of Asset	$0.00
EST INITIAL INVESTMENT	$100,000.00

Description of Expenditure

This funding will be used to hire an architect to create construction plans and specifications for the complete renovation of the fifth floor to accommodate the needs for the Parks Department and Human Resources Department

Justification Information

This funding will be used to hire an architect to create construction plans and specifications for the complete renovation of the fifth floor to accommodate the needs for the Parks Department and Human Resources Department

MUNIS Financial Information

Funding Source	$100,000.00	General Levy Borrowing	2024
	$100,000.00		
Expenditure	$100,000.00	City Hall Hire Architect for Fifth Floor Renovations	2024
	$100,000.00		

How will this improve our service level and efficiency

Improve Efficiency

CIP-Expenditure

City Expenditure ID	557				
Expenditure Name	**City Hall Hire Architect for Fourth Floor Renovations**			**City Project ID**	0
Expenditure Type	MAJ	**Expenditure Status**	ACTIVE		
Category	Park & Rec	**Priority**	1		

Department Details

Department	City Hall	**Department Head**	Dan Ditscheit	**Project Contact**	Kaurie Mihm

Budget Information

Add/Replace	Add	**Replacing Asset**		**Mileage**	0
Useful Life	0	**Condition**		**Age of Equipment**	0

Financial Information

Total Project Cost	
Initial Cost	100,000.00
Maintenace/Cost of Operation	$0.00
Maintenance Cost Over 5 years	$0.00
TOTAL INVESTMENT	$100,000.00
Est Salvage Value of Asset	$0.00
EST INITIAL INVESTMENT	$100,000.00

Description of Expenditure

This funding will be used to hire an architect to create construction plans and specifications for the complete renovation of the fourth floor to accommodate the needs for the relocation of the Finance Department, Payroll Department, Purchasing Department and the Assessor's Office. The desire is to move the majority of all public meeting space to the first floor after these Departments are relocated to the fourth floor.

Justification Information

This funding will be used to hire an architect to create construction plans and specifications for the complete renovation of the fourth floor to accommodate the needs for the relocation of the Finance Department, Payroll Department, Purchasing Department and the Assessor's Office. The desire is to move the majority of all public meeting space to the first floor after these Departments are relocated to the fourth floor.

MUNIS Financial Information

Funding Source	$100,000.00	General Levy Borrowing	2025
	$100,000.00		
Expenditure	$100,000.00	City Hall Hire Architect for Fourth Floor Renovations	2025
	$100,000.00		

How will this improve our service level and efficiency

Enhance Facility Efficiency

CIP-Expenditure

City Expenditure ID	554				
Expenditure Name	**City Hall Hire Architect for Second Floor Renovations**			**City Project ID**	0
Expenditure Type	MAJ	**Expenditure Status**	ACTIVE		
Category	Park & Rec	**Priority**	1		

Department Details

Department	City Hall	**Department Head**	Dan Ditscheit	**Project Contact**	Kaurie Mihm

Budget Information

Add/Replace	Add	**Replacing Asset**		**Mileage**	0
Useful Life	0	**Condition**		**Age of Equipment**	0

Financial Information

Total Project Cost	
Initial Cost	100,000.00
Maintenace/Cost of Operation	$0.00
Maintenance Cost Over 5 years	$0.00
TOTAL INVESTMENT	$100,000.00
Est Salvage Value of Asset	$0.00
EST INITIAL INVESTMENT	$100,000.00

Description of Expenditure

This funding will be used to hire an architect to create construction plans and specifications for the complete renovation of the second floor to accommodate the needs for the Law Department, Mayor's Office, Council Chambers and meeting rooms

Justification Information

This funding will be used to hire an architect to create construction plans and specifications for the complete renovation of the second floor to accommodate the needs for the Law Department, Mayor's Office, Council Chambers and meeting rooms

MUNIS Financial Information

Funding Source	$100,000.00	General Levy Borrowing	2023
	$100,000.00		
Expenditure	$100,000.00	City Hall Hire Architect for Second Flood Renovations	2023
	$100,000.00		

How will this improve our service level and efficiency

Enhance Efficiency of Facility

CIP-Expenditure

City Expenditure ID	396				
Expenditure Name	**City Hall Hire Architect for Third Floor Upgrades**			**City Project ID**	0
Expenditure Type	MAJ	**Expenditure Status**	ACTIVE		
Category	Park & Rec	**Priority**	1		

Department Details

Department	City Hall	**Department Head**	Parks and Rec Director	**Project Contact**	D. Ditscheit

Budget Information

Add/Replace	Add	**Replacing Asset**		**Mileage**	0
Useful Life	30	**Condition**		**Age of Equipment**	0

Financial Information

Total Project Cost	
Initial Cost	100,000.00
Maintenace/Cost of Operation	$0.00
Maintenance Cost Over 5 years	$0.00
TOTAL INVESTMENT	$100,000.00
Est Salvage Value of Asset	$0.00
EST INITIAL INVESTMENT	$100,000.00

Description of Expenditure

This funding will be used to hire an architect to create construction plans and specifications for the complete renovation of the third floor to accommodate the needs for the Public Works Department.

Justification Information

This funding will be used to hire an architect to create construction plans and specifications for the complete renovation of the third floor to accommodate the needs for the Public Works Department.

MUNIS Financial Information

Funding Source	$100,000.00	General Levy Borrowing	2022
	$100,000.00		
Expenditure	$100,000.00	City Hall Hire Architect for Third Floor Upgrades	2022
	$100,000.00		

How will this improve our service level and efficiency

Efficiency

CIP-Expenditure

City Expenditure ID	552				
Expenditure Name	**City Hall Mechanical Engineering**			**City Project ID**	0
Expenditure Type	MAJ	**Expenditure Status**	ACTIVE		
Category	Park & Rec	**Priority**	1		

Department Details

Department	City Hall	**Department Head**	Dan Ditscheit	**Project Contact**	Kaurie Mihm

Budget Information

Add/Replace	Add	**Replacing Asset**		**Mileage**	0
Useful Life	0	**Condition**		**Age of Equipment**	0

Financial Information

Total Project Cost	
Initial Cost	500,000.00
Maintenace/Cost of Operation	$0.00
Maintenance Cost Over 5 years	$0.00
TOTAL INVESTMENT	$500,000.00
Est Salvage Value of Asset	$0.00
EST INITIAL INVESTMENT	$500,000.00

Description of Expenditure

The mechanical systems in City Hall are original to the construction of the building from the mid 1950's. Many of the mechanical systems have exceeded the anticipated life span or no longer meet code. The 1 for 1 replacement of the existing equipment is not sufficient to ventilate the building in accordance to current code requirements. Substantial portions of the interior building spaces are not ventilated or are under-ventilated. In addition, the ventilation ductwork risers and pathways are not fire stopped and utilize the exit corridor as a plenum. Both of these conditions risk the safety and well-being of the building occupants.

Justification Information

The funding for this project will be used to hire an architectural firm to complete construction ready bid documents for the replacement and upgrade of all of the mechanical and HVAC systems within City Hall.

MUNIS Financial Information

Funding Source	$500,000.00	General Levy Borrowing	2022
	$500,000.00		
Expenditure	$500,000.00	City Hall Mechanical Engineering	2022
	$500,000.00		

How will this improve our service level and efficiency

Substantial portions of the interior building spaces are not ventilated or are under-ventilated. This will improve the safety and air quality

CIP-Expenditure

City Expenditure ID	69				
Expenditure Name	**City Hall Phase 1 Mechanical/Roof Replacement**			**City Project ID**	0
Expenditure Type	MAJ	**Expenditure Status**	ACTIVE		
Category	Park & Rec	**Priority**	1		

Department Details

Department	City Hall	**Department Head**	D. Ditscheit	**Project Contact**	D. Ditscheit

Budget Information

Add/Replace	Replace	**Replacing Asset**		**Mileage**	0
Useful Life	30	**Condition**	Poor	**Age of Equipment**	50

Financial Information

Total Project Cost	
Initial Cost	1,100,000.00
Maintenace/Cost of Operation	$0.00
Maintenance Cost Over 5 years	$0.00
TOTAL INVESTMENT	$1,100,000.00
Est Salvage Value of Asset	$0.00
EST INITIAL INVESTMENT	$1,100,000.00

Description of Expenditure

Phase 1 consists of constructing a penthouse addition to accommodate the future mechanical replacements, replace the roof and replace the water boilers. An architectural consultant recommended the roof to be replaced in 2018. It has been patched on numerous occasions and is need of total replacement. The water boilers are original to the building and have exceeded their anticipated lifespan. The new water boilers will be placed in the new penthouse addition.

Justification Information

This funding will be used to purchase all of the materials and hire a contractor to complete the installation.

MUNIS Financial Information

Funding Source	$1,100,000.00	General Levy Borrowing	2022
	$1,100,000.00		
Expenditure	$1,100,000.00	City Hall Phase 1 Mechanical/Roof Replacement	2022
	$1,100,000.00		

How will this improve our service level and efficiency

Improve overall function and structural integrity

CIP-Expenditure

City Expenditure ID	899				
Expenditure Name	**City Hall Phase II Mechanical Replacement**			**City Project ID**	0
Expenditure Type	MAJ	**Expenditure Status**	ACTIVE		
Category	Building	**Priority**	1		

Department Details

Department	City Hall	**Department Head**	Dan Ditscheit	**Project Contact**	Emma Browne

Budget Information

Add/Replace	Replace	**Replacing Asset**		**Mileage**	0
Useful Life	45	**Condition**	Poor	**Age of Equipment**	50

Financial Information

Total Project Cost	
Initial Cost	1,320,000.00
Maintenace/Cost of Operation	$0.00
Maintenance Cost Over 5 years	$0.00
TOTAL INVESTMENT	$1,320,000.00
Est Salvage Value of Asset	$0.00
EST INITIAL INVESTMENT	$1,320,000.00

Description of Expenditure

Phase 2 of the mechanical replacement will consist of installing new vertical duct work from the basement to the roof penthouse. This will provide the mechanical infrastructure necessary to support the equipment replacements and accommodate expanded ventilation. This also would provide adequate fire stopping and dampers as required by code. Air Unit 4 will also be replaced in this phase. This air unit is original to the building and serves the basement, first floor and council chambers.
This funding will be used to purchase all of the materials and hire a contractor to complete the installation.

Justification Information

This funding will be used to purchase all of the materials and hire a contractor to complete the installation.

MUNIS Financial Information

Funding Source	$1,320,000.00	General Levy Borrowing	2023
	$1,320,000.00		
Expenditure	$1,320,000.00	City Hall Phase II Mechanical Replacement	2023
	$1,320,000.00		

How will this improve our service level and efficiency

Improve overall function and integrity of building structures

CIP-Expenditure

City Expenditure ID	900				
Expenditure Name	**City Hall Phase III Mechanical Replacement**			**City Project ID**	0
Expenditure Type	MAJ	**Expenditure Status**	ACTIVE		
Category	Building	**Priority**	1		

Department Details

Department	City Hall	**Department Head**	Dan Ditscheit	**Project Contact**	Emma Browne

Budget Information

Add/Replace	Replace	**Replacing Asset**		**Mileage**	0
Useful Life	45	**Condition**	Poor	**Age of Equipment**	50

Financial Information

Total Project Cost	
Initial Cost	756,000.00
Maintenace/Cost of Operation	$0.00
Maintenance Cost Over 5 years	$0.00
TOTAL INVESTMENT	$756,000.00
Est Salvage Value of Asset	$0.00
EST INITIAL INVESTMENT	$756,000.00

Description of Expenditure

Phase 3 of the mechanical replacement will provide correct air flows to each floor and will replace Air Units 1 and 2. Air Unit 1 is the main air unit that serves all of the window inductions units throughout the building. Air unit 2 serves portions of the 5th and 6th floors. Several exhaust fans will also be replaced in this phase.
This funding will be used to purchase all of the materials and hire a contractor to complete the installation.

Justification Information

This funding will be used to purchase all of the materials and hire a contractor to complete the installation.

MUNIS Financial Information

Funding Source	$756,000.00	General Levy Borrowing	2024
	$756,000.00		
Expenditure	$756,000.00	City Hall Phase III Mechanical Replacement	2024
	$756,000.00		

How will this improve our service level and efficiency

Improve overall structure and integrity of facility

CIP-Expenditure

City Expenditure ID	901				
Expenditure Name	**City Hall Phase IV Mechanical Replacement**			**City Project ID**	0
Expenditure Type	MAJ	**Expenditure Status**	ACTIVE		
Category	Building	**Priority**	1		

Department Details

Department	City Hall	**Department Head**	Dan Ditscheit	**Project Contact**	Emma Browne

Budget Information

Add/Replace	Replace	**Replacing Asset**		**Mileage**	0
Useful Life	45	**Condition**	Poor	**Age of Equipment**	50

Financial Information

Total Project Cost	
Initial Cost	1,350,000.00
Maintenace/Cost of Operation	$0.00
Maintenance Cost Over 5 years	$0.00
TOTAL INVESTMENT	$1,350,000.00
Est Salvage Value of Asset	$0.00
EST INITIAL INVESTMENT	$1,350,000.00

Description of Expenditure

Phase 4 of the mechanical replacement will be to replace the Induction Unit, which is original to the building. This is the large central air handler that delivers the primary air to the smaller system. This unit also controls the heating/cooling switchover.
This funding will be used to purchase all of the materials and hire a contractor to complete the installation.

Justification Information

This funding will be used to purchase all of the materials and hire a contractor to complete the installation.

MUNIS Financial Information

Funding Source	$1,350,000.00	General Levy Borrowing	2025
	$1,350,000.00		
Expenditure	$1,350,000.00	City Hall Phase IV Mechanical Replacement	2025
	$1,350,000.00		

How will this improve our service level and efficiency

Improve overall building structure and integrity of facility

CIP-Expenditure

City Expenditure ID	68				
Expenditure Name	**City Hall Replace Main Electrical Service**			**City Project ID**	0
Expenditure Type	MAJ	**Expenditure Status**	ACTIVE		
Category	Park & Rec	**Priority**	1		

Department Details

Department	City Hall	**Department Head**	D. Ditscheit	**Project Contact**	D. Ditscheit

Budget Information

Add/Replace	Replace	**Replacing Asset**		**Mileage**	0
Useful Life	40	**Condition**	Poor	**Age of Equipment**	50

Financial Information

Total Project Cost	
Initial Cost	1,100,000.00
Maintenace/Cost of Operation	$0.00
Maintenance Cost Over 5 years	$0.00
TOTAL INVESTMENT	$1,100,000.00
Est Salvage Value of Asset	$0.00
EST INITIAL INVESTMENT	$1,100,000.00

Description of Expenditure

The City hired an architectural consultant to evaluate the necessary City Hall electrical needs. The architect indicated in the report that the electrical service to City Hall should be replaced as soon as possible. The current electric service is original to the building and is not code compliant anymore. Work will consist of relocating the transformers from the basement to the exterior of the building and to replace all of the electric panels throughout the building.

Justification Information

The City hired an architectural consultant to evaluate the necessary City Hall electrical needs. The architect indicated in the report that the electrical service to City Hall should be replaced as soon as possible. The current electric service is original to the building and is not code compliant anymore. Work will consist of relocating the transformers from the basement to the exterior of the building and to replace all of the electric panels throughout the building.

MUNIS Financial Information

Funding Source	$1,100,000.00	General Levy Borrowing	2021
	$1,100,000.00		
Expenditure	$1,100,000.00	City Hall Replace Main Electrical Service	2021
	$1,100,000.00		

How will this improve our service level and efficiency

Electrical is outdated and in immediate need of an update to continue service

CIP-Expenditure

City Expenditure ID	465				
Expenditure Name	**City Hall Second Floor Renovations**			**City Project ID**	0
Expenditure Type	MAJ	**Expenditure Status**	ACTIVE		
Category	Park & Rec	**Priority**	1		

Department Details

Department	City Hall	**Department Head**	Dan Ditscheit	**Project Contact**	Kaurie Mihm

Budget Information

Add/Replace	Replace	**Replacing Asset**		**Mileage**	0
Useful Life	30	**Condition**	Poor	**Age of Equipment**	50

Financial Information

Total Project Cost	
Initial Cost	1,000,000.00
Maintenace/Cost of Operation	$0.00
Maintenance Cost Over 5 years	$0.00
TOTAL INVESTMENT	$1,000,000.00
Est Salvage Value of Asset	$0.00
EST INITIAL INVESTMENT	$1,000,000.00

Description of Expenditure

This funding will be used to complete the renovations of the second floor to accommodate the needs for the Law Department, Mayor's Office, Council Chambers and meeting rooms

Justification Information

This funding will be used to complete the renovations of the second floor to accommodate the needs for the Law Department, Mayor's Office, Council Chambers and meeting rooms

MUNIS Financial Information

Funding Source	$1,000,000.00	General Levy Borrowing	2024
	$1,000,000.00		
Expenditure	$950,000.00	City Hall Second Floor Renovations	2024
Expenditure	$50,000.00	City Hall Second Floor Renovations	2024
	$1,000,000.00		

How will this improve our service level and efficiency

Efficiency

CIP-Expenditure

City Expenditure ID	464				
Expenditure Name	**City Hall Third Floor Renovations**			**City Project ID**	0
Expenditure Type	MAJ	**Expenditure Status**	ACTIVE		
Category	Park & Rec	**Priority**	1		

Department Details

Department	City Hall	**Department Head**	Parks and Rec Director	**Project Contact**	D. Ditscheit

Budget Information

Add/Replace	Replace	**Replacing Asset**		**Mileage**	0
Useful Life	30	**Condition**	Poor	**Age of Equipment**	50

Financial Information

Total Project Cost	
Initial Cost	1,000,000.00
Maintenace/Cost of Operation	$0.00
Maintenance Cost Over 5 years	$0.00
TOTAL INVESTMENT	$1,000,000.00
Est Salvage Value of Asset	$0.00
EST INITIAL INVESTMENT	$1,000,000.00

Description of Expenditure

This funding will be used to complete the renovations of the third floor to accommodate the needs for the Public Works Department

Justification Information

This funding will be used to complete the renovations of the third floor to accommodate the needs for the Public Works Department

MUNIS Financial Information

Funding Source	$1,000,000.00	General Levy Borrowing	2023
	$1,000,000.00		
Expenditure	$950,000.00	City Hall Third Floor Renovation	2023
Expenditure	$50,000.00	City Hall Third Floor Renovation	2023
	$1,000,000.00		

How will this improve our service level and efficiency

Efficiency

CIP-Expenditure

City Expenditure ID	70				
Expenditure Name	**TIF 22 - Shipyard Phase II**			**City Project ID**	0
Expenditure Type	MAJ	**Expenditure Status**	ACTIVE		
Category	TIF Improvements	**Priority**	1		

Department Details

Department	TIF	**Department Head**	Kevin Vonck	**Project Contact**	Diana Ellenbecker

Budget Information

Add/Replace	Replace	**Replacing Asset**		**Mileage**	0
Useful Life	20	**Condition**		**Age of Equipment**	0

Financial Information

Total Project Cost	
Initial Cost	8,500,000.00
Maintenace/Cost of Operation	$0.00
Maintenance Cost Over 5 years	$0.00
TOTAL INVESTMENT	$8,500,000.00
Est Salvage Value of Asset	$0.00
EST INITIAL INVESTMENT	$8,500,000.00

Description of Expenditure

The Shipyard is critical future redevelopment of the South Broadway corridor. This major redevelopment project involves remediating brownfields, repurposing vacant and underused structures, and enhancing a residential neighborhood on the near west side of the City. Includes parcels on W. Mason, S Broadway, Arndt St.

Justification Information

The City and/or RDA is committee to invest on million dollars within three years into residential acquisition, rehabilitation, and development projects in the neighborhood to the immediate west of the property. The Shipyard will generate additional economic activity and tax base, both residential and commercial, office and recreational uses.

MUNIS Financial Information

Funding Source	$2,000,000.00	TIF Funding	2021
Funding Source	$2,000,000.00	TIF Funding	2022
Funding Source	$2,500,000.00	TIF Funding	2023
	$6,500,000.00		
Expenditure	$2,500,000.00	Shipyard Phase II	2023
Expenditure	$2,000,000.00	Shipyard Phase II	2021
Expenditure	$2,000,000.00	Shipyard Phase II	2022
	$6,500,000.00		

How will this improve our service level and efficiency

$2,000,000 was borrowed as a State Trust Fund Loan on 11/20/18 for the first phase for land acquisition; geotechnical and environmental testing; architectural, and civil engineering and design; and preliminary site work.
$1,500,000 was borrowed in fall of 2019 (2019B) for fill and grading.
Total borrowing cost of this project will be about $10M

CIP-Expenditure

City Expenditure ID	813				
Expenditure Name	**13th - 9th to Hickory Hill Reconstruction**			**City Project ID**	0
Expenditure Type	MAJ	**Expenditure Status**	ACTIVE		
Category	Wastewater Improv	**Priority**	1		

Department Details

Department	Sanitary Sewer	**Department Head**	Steven Grenier	**Project Contact**	James Brunette

Budget Information

Add/Replace		**Replacing Asset**		**Mileage**	0
Useful Life	0	**Condition**		**Age of Equipment**	0

Financial Information

Total Project Cost	
Initial Cost	281,500.00
Maintenace/Cost of Operation	$0.00
Maintenance Cost Over 5 years	$0.00
TOTAL INVESTMENT	$281,500.00
Est Salvage Value of Asset	$0.00
EST INITIAL INVESTMENT	$281,500.00

Description of Expenditure

description

Justification Information

justification

MUNIS Financial Information

Funding Source	$281,500.00	Sanitary Sewer	2024
	$281,500.00		
Expenditure	$281,500.00	13th - 9th to Hickory Hill Reconstruction	2024
	$281,500.00		

How will this improve our service level and efficiency

efficiency

CIP-Expenditure

City Expenditure ID	800				
Expenditure Name	**13th - W. Mason to Howard Reconstruction**			**City Project ID**	0
Expenditure Type	MAJ	**Expenditure Status**	ACTIVE		
Category	Wastewater Improv	**Priority**	1		

Department Details

Department	Sanitary Sewer	**Department Head**	Steven Grenier	**Project Contact**	James Brunette

Budget Information

Add/Replace		**Replacing Asset**		**Mileage**	0
Useful Life	0	**Condition**		**Age of Equipment**	0

Financial Information

Total Project Cost	
Initial Cost	361,100.00
Maintenace/Cost of Operation	$0.00
Maintenance Cost Over 5 years	$0.00
TOTAL INVESTMENT	$361,100.00
Est Salvage Value of Asset	$0.00
EST INITIAL INVESTMENT	$361,100.00

Description of Expenditure

description

Justification Information

justification

MUNIS Financial Information

Funding Source	$361,100.00	Sanitary Sewer	2023
	$361,100.00		
Expenditure	$361,100.00	13th - W. Mason to Howard Reconstruction	2023
	$361,100.00		

How will this improve our service level and efficiency

efficiency

CIP-Expenditure

City Expenditure ID	816				
Expenditure Name	**4th Street - Broadway to S Maple Reconstruction**			**City Project ID**	0
Expenditure Type	MAJ	**Expenditure Status**	ACTIVE		
Category	Wastewater Improv	**Priority**	1		

Department Details

Department	Sanitary Sewer	**Department Head**	Steven Grenier	**Project Contact**	James Brunette

Budget Information

Add/Replace		**Replacing Asset**		**Mileage**	0
Useful Life	0	**Condition**		**Age of Equipment**	0

Financial Information

Total Project Cost	
Initial Cost	145,800.00
Maintenace/Cost of Operation	$0.00
Maintenance Cost Over 5 years	$0.00
TOTAL INVESTMENT	$145,800.00
Est Salvage Value of Asset	$0.00
EST INITIAL INVESTMENT	$145,800.00

Description of Expenditure

description

Justification Information

justification

MUNIS Financial Information

Funding Source	$145,800.00	Sanitary Sewer	2024
	$145,800.00		
Expenditure	$145,800.00	4th Street - Broadway to S Maple Reconstruction	2024
	$145,800.00		

How will this improve our service level and efficiency

efficiency

CIP-Expenditure

City Expenditure ID	747				
Expenditure Name	**Ashland Avenue - Howard to RR Tracks Reconstruction**			**City Project ID**	0
Expenditure Type	MAJ	**Expenditure Status**	ACTIVE		
Category	Wastewater Improv	**Priority**	1		

Department Details

Department	Sanitary Sewer	**Department Head**	Steven Grenier	**Project Contact**	James Brunette

Budget Information

Add/Replace		**Replacing Asset**		**Mileage**	0
Useful Life	0	**Condition**		**Age of Equipment**	0

Financial Information

Total Project Cost	
Initial Cost	350,000.00
Maintenace/Cost of Operation	$0.00
Maintenance Cost Over 5 years	$0.00
TOTAL INVESTMENT	$350,000.00
Est Salvage Value of Asset	$0.00
EST INITIAL INVESTMENT	$350,000.00

Description of Expenditure

description

Justification Information

justification

MUNIS Financial Information

Funding Source	$350,000.00	Sanitary Sewer	2022
	$350,000.00		
Expenditure	$350,000.00	Ashland Avenue - Howard to RR Tracks Reconstruction	2022
	$350,000.00		

How will this improve our service level and efficiency

efficiency

CIP-Expenditure

City Expenditure ID	822				
Expenditure Name	**Chicago Street - Webster to Roosevelt Reconstruction**			**City Project ID**	0
Expenditure Type	MAJ	**Expenditure Status**	ACTIVE		
Category	Wastewater Improv	**Priority**	1		

Department Details

Department	Sanitary Sewer	**Department Head**	Steven Grenier	**Project Contact**	James Brunette

Budget Information

Add/Replace		**Replacing Asset**		**Mileage**	0
Useful Life	0	**Condition**		**Age of Equipment**	0

Financial Information

Total Project Cost	
Initial Cost	225,700.00
Maintenace/Cost of Operation	$0.00
Maintenance Cost Over 5 years	$0.00
TOTAL INVESTMENT	$225,700.00
Est Salvage Value of Asset	$0.00
EST INITIAL INVESTMENT	$225,700.00

Description of Expenditure

description

Justification Information

justification

MUNIS Financial Information

Funding Source	$225,700.00	Sanitary Sewer	2025
	$225,700.00		
Expenditure	$225,700.00	Chicago Street - Webster to Roosevelt Reconstruction	2025
	$225,700.00		

How will this improve our service level and efficiency

efficiency

CIP-Expenditure

City Expenditure ID	650				
Expenditure Name	**Chronic Sewer Repairs - Citywide**			**City Project ID**	0
Expenditure Type	MAJ	**Expenditure Status**	ACTIVE		
Category	Wastewater Improv	**Priority**	1		

Department Details

Department	Sanitary Sewer	**Department Head**	Steven Grenier	**Project Contact**	Matt Heckenlaible

Budget Information

Add/Replace		**Replacing Asset**		**Mileage**	0
Useful Life	0	**Condition**		**Age of Equipment**	0

Financial Information

Total Project Cost	
Initial Cost	800,000.00
Maintenace/Cost of Operation	$0.00
Maintenance Cost Over 5 years	$0.00
TOTAL INVESTMENT	$800,000.00
Est Salvage Value of Asset	$0.00
EST INITIAL INVESTMENT	$800,000.00

Description of Expenditure

Sewer Repairs

Justification Information

Sewer Repairs

MUNIS Financial Information

Funding Source	$800,000.00	Fund Balance & Budget - Sanitary	2021
	$800,000.00		
Expenditure	$800,000.00	Chronic Sewer Repairs - Citywide	2021
	$800,000.00		

How will this improve our service level and efficiency

Sewer Repairs

CIP-Expenditure

City Expenditure ID	651				
Expenditure Name	**Chronic Sewer Repairs - Citywide**			**City Project ID**	0
Expenditure Type	MAJ	**Expenditure Status**	ACTIVE		
Category	Wastewater Improv	**Priority**	1		

Department Details

Department	Sanitary Sewer	**Department Head**	Steven Grenier	**Project Contact**	Matt Heckenlaible

Budget Information

Add/Replace		**Replacing Asset**		**Mileage**	0
Useful Life	0	**Condition**		**Age of Equipment**	0

Financial Information

Total Project Cost	
Initial Cost	800,000.00
Maintenace/Cost of Operation	$0.00
Maintenance Cost Over 5 years	$0.00
TOTAL INVESTMENT	$800,000.00
Est Salvage Value of Asset	$0.00
EST INITIAL INVESTMENT	$800,000.00

Description of Expenditure

Sewer Repairs

Justification Information

Sewer Repairs

MUNIS Financial Information

Funding Source	$800,000.00	Sanitary Sewer	2022
	$800,000.00		
Expenditure	$800,000.00	Chronic Sewer Repairs - Citywide	2022
	$800,000.00		

How will this improve our service level and efficiency

Sewer Repairs

CIP-Expenditure

City Expenditure ID	652				
Expenditure Name	**Chronic Sewer Repairs - Citywide**			**City Project ID**	0
Expenditure Type	MAJ	**Expenditure Status**	ACTIVE		
Category	Wastewater Improv	**Priority**	1		

Department Details

Department	Sanitary Sewer	**Department Head**	Steven Grenier	**Project Contact**	Matt Heckenlaible

Budget Information

Add/Replace		**Replacing Asset**		**Mileage**	0
Useful Life	0	**Condition**		**Age of Equipment**	0

Financial Information

Total Project Cost	
Initial Cost	800,000.00
Maintenace/Cost of Operation	$0.00
Maintenance Cost Over 5 years	$0.00
TOTAL INVESTMENT	$800,000.00
Est Salvage Value of Asset	$0.00
EST INITIAL INVESTMENT	$800,000.00

Description of Expenditure

Sewer Repairs

Justification Information

Sewer Repairs

MUNIS Financial Information

Funding Source	$800,000.00	Sanitary Sewer	2023
	$800,000.00		
Expenditure	$800,000.00	Chronic Sewer Repairs - Citywide	2023
	$800,000.00		

How will this improve our service level and efficiency

Sewer Repairs

CIP-Expenditure

City Expenditure ID	653				
Expenditure Name	**Chronic Sewer Repairs - Citywide**			**City Project ID**	0
Expenditure Type	MAJ	**Expenditure Status**	ACTIVE		
Category	Wastewater Improv	**Priority**	1		

Department Details

Department	Sanitary Sewer	**Department Head**	Steven Grenier	**Project Contact**	Matt Heckenlaible

Budget Information

Add/Replace		**Replacing Asset**		**Mileage**	0
Useful Life	0	**Condition**		**Age of Equipment**	0

Financial Information

Total Project Cost	
Initial Cost	800,000.00
Maintenace/Cost of Operation	$0.00
Maintenance Cost Over 5 years	$0.00
TOTAL INVESTMENT	$800,000.00
Est Salvage Value of Asset	$0.00
EST INITIAL INVESTMENT	$800,000.00

Description of Expenditure

Sewer Repairs

Justification Information

Sewer Repairs

MUNIS Financial Information

Funding Source	$800,000.00	Sanitary Sewer	2024
	$800,000.00		
Expenditure	$800,000.00	Chronic Sewer Repairs - Citywide	2024
	$800,000.00		

How will this improve our service level and efficiency

Sewer Repairs

CIP-Expenditure

City Expenditure ID	654				
Expenditure Name	**Chronic Sewer Repairs - Citywide**			**City Project ID**	0
Expenditure Type	MAJ	**Expenditure Status**	ACTIVE		
Category	Wastewater Improv	**Priority**	1		

Department Details

Department	Sanitary Sewer	**Department Head**	Steven Grenier	**Project Contact**	Matt Heckenlaible

Budget Information

Add/Replace		**Replacing Asset**		**Mileage**	0
Useful Life	0	**Condition**		**Age of Equipment**	0

Financial Information

Total Project Cost	
Initial Cost	800,000.00
Maintenace/Cost of Operation	$0.00
Maintenance Cost Over 5 years	$0.00
TOTAL INVESTMENT	$800,000.00
Est Salvage Value of Asset	$0.00
EST INITIAL INVESTMENT	$800,000.00

Description of Expenditure

Sewer Repairs

Justification Information

Sewer Repairs

MUNIS Financial Information

Funding Source	$800,000.00	Sanitary Sewer	2025
	$800,000.00		
Expenditure	$800,000.00	Chronic Sewer Repairs - Citywide	2025
	$800,000.00		

How will this improve our service level and efficiency

Sewer Repairs

CIP-Expenditure

City Expenditure ID	865				
Expenditure Name	**City Wide Survey Monuments**			**City Project ID**	0
Expenditure Type	MAJ	**Expenditure Status**	ACTIVE		
Category	Sanitation	**Priority**	1		

Department Details

Department	Sanitary Sewer	**Department Head**	Steven Grenier	**Project Contact**	James Brunette

Budget Information

Add/Replace		**Replacing Asset**		**Mileage**	0
Useful Life	0	**Condition**		**Age of Equipment**	0

Financial Information

Total Project Cost	
Initial Cost	217,000.00
Maintenace/Cost of Operation	$0.00
Maintenance Cost Over 5 years	$0.00
TOTAL INVESTMENT	$217,000.00
Est Salvage Value of Asset	$0.00
EST INITIAL INVESTMENT	$217,000.00

Description of Expenditure

Updating City Datum.

Justification Information

Remove potential for error during conversions

MUNIS Financial Information

Funding Source	$217,000.00	Fund Balance & Budget - Sanitary	2021
Funding Source	$0.00	Sanitary Sewer	2021
Funding Source	$0.00	Sanitary Sewer	2021
	$217,000.00		
Expenditure	$0.00	City Wide Survey Monuments	2021
Expenditure	$217,000.00	City Wide Survey Monuments	2021
Expenditure	$0.00	City Wide Survey Monuments	2021
	$217,000.00		

How will this improve our service level and efficiency

Increase efficiency and reduce error.

CIP-Expenditure

City Expenditure ID	867				
Expenditure Name	**City Wide Survey Monuments Construction**			**City Project ID**	0
Expenditure Type	MAJ	**Expenditure Status**	ACTIVE		
Category	Sanitation	**Priority**	1		

Department Details

Department	Sanitary Sewer	**Department Head**	Steven Grenier	**Project Contact**	James Brunette

Budget Information

Add/Replace		**Replacing Asset**		**Mileage**	0
Useful Life	0	**Condition**		**Age of Equipment**	0

Financial Information

Total Project Cost	
Initial Cost	100,000.00
Maintenace/Cost of Operation	$0.00
Maintenance Cost Over 5 years	$0.00
TOTAL INVESTMENT	$100,000.00
Est Salvage Value of Asset	$0.00
EST INITIAL INVESTMENT	$100,000.00

Description of Expenditure

Updating City Datum.

Justification Information

Remove potential for error during conversions

MUNIS Financial Information

Funding Source	$0.00	Sanitary Sewer	2023
Funding Source	$100,000.00	Sanitary Sewer	2023
Funding Source	$0.00	Sanitary Sewer	2023
	$100,000.00		
Expenditure	$0.00	City Wide Survey Monuments Construction	2023
Expenditure	$100,000.00	City Wide Survey Monuments Construction	2023
Expenditure	$0.00	City Wide Survey Monuments Construction	2023
	$100,000.00		

How will this improve our service level and efficiency

Increase efficiency and reduce error.

CIP-Expenditure

City Expenditure ID	778				
Expenditure Name	**Congress - Madison to Monroe Reconstruction**			**City Project ID**	0
Expenditure Type	MAJ	**Expenditure Status**	ACTIVE		
Category	Wastewater Improv	**Priority**	1		

Department Details

Department	Sanitary Sewer	**Department Head**	Steven Grenier	**Project Contact**	James Brunette

Budget Information

Add/Replace		**Replacing Asset**		**Mileage**	0
Useful Life	0	**Condition**		**Age of Equipment**	0

Financial Information

Total Project Cost	
Initial Cost	73,800.00
Maintenace/Cost of Operation	$0.00
Maintenance Cost Over 5 years	$0.00
TOTAL INVESTMENT	$73,800.00
Est Salvage Value of Asset	$0.00
EST INITIAL INVESTMENT	$73,800.00

Description of Expenditure

description

Justification Information

justification

MUNIS Financial Information

Funding Source	$73,800.00	Sanitary Sewer	2023
	$73,800.00		
Expenditure	$73,800.00	Congress - Madison to Monroe Reconstruction	2023
	$73,800.00		

How will this improve our service level and efficiency

efficiency

CIP-Expenditure

City Expenditure ID	664				
Expenditure Name	**Country Club Road Reconstruction - Sanitary Sewer Replacement**			**City Project ID**	0
Expenditure Type	MAJ	**Expenditure Status**	ACTIVE		
Category	Wastewater Improv	**Priority**	1		

Department Details

Department	Sanitary Sewer	**Department Head**	Steven Grenier	**Project Contact**	Matt Heckenlaible

Budget Information

Add/Replace		**Replacing Asset**		**Mileage**	0
Useful Life	0	**Condition**		**Age of Equipment**	0

Financial Information

Total Project Cost	
Initial Cost	600,000.00
Maintenace/Cost of Operation	$0.00
Maintenance Cost Over 5 years	$0.00
TOTAL INVESTMENT	$600,000.00
Est Salvage Value of Asset	$0.00
EST INITIAL INVESTMENT	$600,000.00

Description of Expenditure

Replacement of sanitary sewer on Country Club Road

Justification Information

Roadway is being reconstructed the following year. Replacement is necessary to limit disturbance to the new road.

MUNIS Financial Information

Funding Source	$600,000.00	Sanitary Sewer	2024
	$600,000.00		
Expenditure	$600,000.00	Country Club Road Reconstruction - Sanitary Sewer Replacement	2024
	$600,000.00		

How will this improve our service level and efficiency

Reduce maintenance.

CIP-Expenditure

City Expenditure ID	784				
Expenditure Name	**Division - Norwood to Northern Reconstruction**			**City Project ID**	0
Expenditure Type	MAJ	**Expenditure Status**	ACTIVE		
Category	Wastewater Improv	**Priority**	1		

Department Details

Department	Sanitary Sewer	**Department Head**	Steven Grenier	**Project Contact**	James Brunette

Budget Information

Add/Replace		**Replacing Asset**		**Mileage**	0
Useful Life	0	**Condition**		**Age of Equipment**	0

Financial Information

Total Project Cost	
Initial Cost	342,200.00
Maintenace/Cost of Operation	$0.00
Maintenance Cost Over 5 years	$0.00
TOTAL INVESTMENT	$342,200.00
Est Salvage Value of Asset	$0.00
EST INITIAL INVESTMENT	$342,200.00

Description of Expenditure

description

Justification Information

justification

MUNIS Financial Information

Funding Source	$342,200.00	Sanitary Sewer	2023
	$342,200.00		
Expenditure	$342,200.00	Division - Norwood to Northern Reconstruction	2023
	$342,200.00		

How will this improve our service level and efficiency

efficiency

CIP-Expenditure

City Expenditure ID	644				
Expenditure Name	**East Shore Lift Station**			**City Project ID**	0
Expenditure Type	MAJ	**Expenditure Status**	ACTIVE		
Category	Wastewater Improv	**Priority**	1		

Department Details

Department	Sanitary Sewer	**Department Head**	Steven Grenier	**Project Contact**	Matt Heckenlaible

Budget Information

Add/Replace		**Replacing Asset**		**Mileage**	0
Useful Life	0	**Condition**		**Age of Equipment**	0

Financial Information

Total Project Cost	
Initial Cost	100,000.00
Maintenace/Cost of Operation	$0.00
Maintenance Cost Over 5 years	$0.00
TOTAL INVESTMENT	$100,000.00
Est Salvage Value of Asset	$0.00
EST INITIAL INVESTMENT	$100,000.00

Description of Expenditure

East Shore Lift Station

Justification Information

East Shore Lift Station

MUNIS Financial Information

Funding Source	$100,000.00	Fund Balance & Budget - Sanitary	2021
	$100,000.00		
Expenditure	$100,000.00	East Shore Lift Station	2021
	$100,000.00		

How will this improve our service level and efficiency

East Shore Lift Station

CIP-Expenditure

City Expenditure ID	756				
Expenditure Name	**Eliza - 100' west of Madison to Monroe Reconstruction**			**City Project ID**	0
Expenditure Type	MAJ	**Expenditure Status**	ACTIVE		
Category	Wastewater Improv	**Priority**	1		

Department Details

Department	Sanitary Sewer	**Department Head**	Steven Grenier	**Project Contact**	James Brunette

Budget Information

Add/Replace		**Replacing Asset**		**Mileage**	0
Useful Life	0	**Condition**		**Age of Equipment**	0

Financial Information

Total Project Cost	
Initial Cost	81,000.00
Maintenace/Cost of Operation	$0.00
Maintenance Cost Over 5 years	$0.00
TOTAL INVESTMENT	$81,000.00
Est Salvage Value of Asset	$0.00
EST INITIAL INVESTMENT	$81,000.00

Description of Expenditure

description

Justification Information

justification

MUNIS Financial Information

Funding Source	$81,000.00	Sanitary Sewer	2022
	$81,000.00		
Expenditure	$81,000.00	Eliza - 100' west of Madison to Monroe Reconstruction	2022
	$81,000.00		

How will this improve our service level and efficiency

efficiency

CIP-Expenditure

City Expenditure ID	744				
Expenditure Name	**Elmore - Gray to Fairview Reconstruction**			**City Project ID**	0
Expenditure Type	MAJ	**Expenditure Status**	ACTIVE		
Category	Wastewater Improv	**Priority**	1		

Department Details

Department	Sanitary Sewer	**Department Head**	Steven Grenier	**Project Contact**	James Brunette

Budget Information

Add/Replace		**Replacing Asset**		**Mileage**	0
Useful Life	0	**Condition**		**Age of Equipment**	0

Financial Information

Total Project Cost	
Initial Cost	230,760.00
Maintenace/Cost of Operation	$0.00
Maintenance Cost Over 5 years	$0.00
TOTAL INVESTMENT	$230,760.00
Est Salvage Value of Asset	$0.00
EST INITIAL INVESTMENT	$230,760.00

Description of Expenditure

description

Justification Information

justification

MUNIS Financial Information

Funding Source	$230,760.00	Sanitary Sewer	2022
	$230,760.00		
Expenditure	$230,760.00	Elmore - Gray to Fairview Reconstruction	2022
	$230,760.00		

How will this improve our service level and efficiency

efficiency

CIP-Expenditure

City Expenditure ID	804				
Expenditure Name	**Elmore Street - N. Chestnut to Gray Reconstruction**			**City Project ID**	0
Expenditure Type	MAJ	**Expenditure Status**	ACTIVE		
Category	Wastewater Improv	**Priority**	1		

Department Details

Department	Sanitary Sewer	**Department Head**	Steven Grenier	**Project Contact**	James Brunette

Budget Information

Add/Replace		**Replacing Asset**		**Mileage**	0
Useful Life	0	**Condition**		**Age of Equipment**	0

Financial Information

Total Project Cost	
Initial Cost	808,000.00
Maintenace/Cost of Operation	$0.00
Maintenance Cost Over 5 years	$0.00
TOTAL INVESTMENT	$808,000.00
Est Salvage Value of Asset	$0.00
EST INITIAL INVESTMENT	$808,000.00

Description of Expenditure

description

Justification Information

justification

MUNIS Financial Information

Funding Source	$808,000.00	Sanitary Sewer	2024
	$808,000.00		
Expenditure	$808,000.00	Elmore Street - N. Chestnut to Gray Reconstruction	2024
	$808,000.00		

How will this improve our service level and efficiency

efficiency

CIP-Expenditure

City Expenditure ID	807				
Expenditure Name	**Emilie Street - Webster to S Roosevelt Reconstruction**			**City Project ID**	0
Expenditure Type	MAJ	**Expenditure Status**	ACTIVE		
Category	Wastewater Improv	**Priority**	1		

Department Details

Department	Sanitary Sewer	**Department Head**	Steven Grenier	**Project Contact**	James Brunette

Budget Information

Add/Replace		**Replacing Asset**		**Mileage**	0
Useful Life	0	**Condition**		**Age of Equipment**	0

Financial Information

Total Project Cost	
Initial Cost	224,000.00
Maintenace/Cost of Operation	$0.00
Maintenance Cost Over 5 years	$0.00
TOTAL INVESTMENT	$224,000.00
Est Salvage Value of Asset	$0.00
EST INITIAL INVESTMENT	$224,000.00

Description of Expenditure

description

Justification Information

justification

MUNIS Financial Information

Funding Source	$224,000.00	Sanitary Sewer	2024
	$224,000.00		
Expenditure	$224,000.00	Emilie Street - Webster to S Roosevelt Reconstruction	2024
	$224,000.00		

How will this improve our service level and efficiency

efficiency

CIP-Expenditure

City Expenditure ID	759				
Expenditure Name	**Finger Road - Superior to Challenger Reconstruction**			**City Project ID**	0
Expenditure Type	MAJ	**Expenditure Status**	ACTIVE		
Category	Wastewater Improv	**Priority**	1		

Department Details

Department	Sanitary Sewer	**Department Head**	Steven Grenier	**Project Contact**	James Brunette

Budget Information

Add/Replace		**Replacing Asset**		**Mileage**	0
Useful Life	0	**Condition**		**Age of Equipment**	0

Financial Information

Total Project Cost	
Initial Cost	211,700.00
Maintenace/Cost of Operation	$0.00
Maintenance Cost Over 5 years	$0.00
TOTAL INVESTMENT	$211,700.00
Est Salvage Value of Asset	$0.00
EST INITIAL INVESTMENT	$211,700.00

Description of Expenditure

description

Justification Information

justification

MUNIS Financial Information

Funding Source	$211,700.00	Sanitary Sewer	2022
	$211,700.00		
Expenditure	$211,700.00	Finger Road - Superior to Challenger Reconstruction	2022
	$211,700.00		

How will this improve our service level and efficiency

efficiency

CIP-Expenditure

City Expenditure ID	722				
Expenditure Name	**Sewer Repairs - Citywide**			**City Project ID**	0
Expenditure Type	MAJ	**Expenditure Status**	ACTIVE		
Category	Wastewater Improv	**Priority**	1		

Department Details

Department	Sanitary Sewer	**Department Head**	Steven Grenier	**Project Contact**	Matt Heckenlaible

Budget Information

Add/Replace		**Replacing Asset**		**Mileage**	0
Useful Life	0	**Condition**		**Age of Equipment**	0

Financial Information

Total Project Cost	
Initial Cost	150,000.00
Maintenace/Cost of Operation	$0.00
Maintenance Cost Over 5 years	$0.00
TOTAL INVESTMENT	$150,000.00
Est Salvage Value of Asset	$0.00
EST INITIAL INVESTMENT	$150,000.00

Description of Expenditure

Description

Justification Information

Justification

MUNIS Financial Information

Funding Source	$150,000.00	Fund Balance & Budget - Sanitary	2021
	$150,000.00		
Expenditure	$150,000.00	Sewer Repairs - Citywide	2021
	$150,000.00		

How will this improve our service level and efficiency

Efficiency

CIP-Expenditure

City Expenditure ID	645				
Expenditure Name	**Root Treatment**			**City Project ID**	0
Expenditure Type	MAJ	**Expenditure Status**	ACTIVE		
Category	Wastewater Improv	**Priority**	1		

Department Details

Department	Sanitary Sewer	**Department Head**	Steven Grenier	**Project Contact**	Matt Heckenlaible

Budget Information

Add/Replace		**Replacing Asset**		**Mileage**	0
Useful Life	0	**Condition**		**Age of Equipment**	0

Financial Information

Total Project Cost	
Initial Cost	70,000.00
Maintenace/Cost of Operation	$0.00
Maintenance Cost Over 5 years	$0.00
TOTAL INVESTMENT	$70,000.00
Est Salvage Value of Asset	$0.00
EST INITIAL INVESTMENT	$70,000.00

Description of Expenditure

Root Treatment

Justification Information

Reduce broken pipe due to tree roots.

MUNIS Financial Information

Funding Source	$70,000.00	Fund Balance & Budget - Sanitary	2021
	$70,000.00		
Expenditure	$70,000.00	Root Treatment	2021
	$70,000.00		

How will this improve our service level and efficiency

Reduce broken pipes and infiltration.

CIP-Expenditure

City Expenditure ID	670				
Expenditure Name	**S. Maple Street Reconstruction**			**City Project ID**	0
Expenditure Type	MAJ	**Expenditure Status**	ACTIVE		
Category	Wastewater Improv	**Priority**	1		

Department Details

Department	Sanitary Sewer	**Department Head**	Steven Grenier	**Project Contact**	Matt Heckenlaible

Budget Information

Add/Replace	Replace	**Replacing Asset**		**Mileage**	0
Useful Life	0	**Condition**		**Age of Equipment**	0

Financial Information

Total Project Cost	
Initial Cost	370,000.00
Maintenace/Cost of Operation	$0.00
Maintenance Cost Over 5 years	$0.00
TOTAL INVESTMENT	$370,000.00
Est Salvage Value of Asset	$0.00
EST INITIAL INVESTMENT	$370,000.00

Description of Expenditure

description

Justification Information

justification

MUNIS Financial Information

Funding Source	$370,000.00	Fund Balance & Budget - Sanitary	2021
	$370,000.00		
Expenditure	$370,000.00	S. Maple Street Reconstruction	2021
	$370,000.00		

How will this improve our service level and efficiency

efficiency

CIP-Expenditure

City Expenditure ID	673				
Expenditure Name	**Jackson Street Reconstruction**			**City Project ID**	0
Expenditure Type	MAJ	**Expenditure Status**	ACTIVE		
Category	Wastewater Improv	**Priority**	1		

Department Details

Department	Sanitary Sewer	**Department Head**	Steven Grenier	**Project Contact**	Matt Heckenlaible

Budget Information

Add/Replace	Replace	**Replacing Asset**		**Mileage**	0
Useful Life	0	**Condition**		**Age of Equipment**	0

Financial Information

Total Project Cost	
Initial Cost	925,000.00
Maintenace/Cost of Operation	$0.00
Maintenance Cost Over 5 years	$0.00
TOTAL INVESTMENT	$925,000.00
Est Salvage Value of Asset	$0.00
EST INITIAL INVESTMENT	$925,000.00

Description of Expenditure

description

Justification Information

justification

MUNIS Financial Information

Funding Source	$465,000.00	Fund Balance & Budget - Sanitary	2021
Funding Source	$460,000.00	Sanitary Sewer	2021
	$925,000.00		
Expenditure	$925,000.00	Jackson Street Reconstruction	2021
	$925,000.00		

How will this improve our service level and efficiency

efficiency

CIP-Expenditure

City Expenditure ID	698				
Expenditure Name	**Resurfacing Program**			**City Project ID**	0
Expenditure Type	MAJ	**Expenditure Status**	ACTIVE		
Category	Wastewater Improv	**Priority**	1		

Department Details

Department	Sanitary Sewer	**Department Head**	Steven Grenier	**Project Contact**	James Brunette

Budget Information

Add/Replace		**Replacing Asset**		**Mileage**	0
Useful Life	0	**Condition**		**Age of Equipment**	0

Financial Information

Total Project Cost	
Initial Cost	600,000.00
Maintenace/Cost of Operation	$0.00
Maintenance Cost Over 5 years	$0.00
TOTAL INVESTMENT	$600,000.00
Est Salvage Value of Asset	$0.00
EST INITIAL INVESTMENT	$600,000.00

Description of Expenditure

description

Justification Information

justification

MUNIS Financial Information

Funding Source	$600,000.00	Fund Balance & Budget - Sanitary	2021
	$600,000.00		
Expenditure	$600,000.00	Resurfacing Program	2021
	$600,000.00		

How will this improve our service level and efficiency

efficiency

CIP-Expenditure

City Expenditure ID	869				
Expenditure Name	**TV Inspection of Sewers**			**City Project ID**	0
Expenditure Type	MAJ	**Expenditure Status**	ACTIVE		
Category	Wastewater Improv	**Priority**	1		

Department Details

Department	Sanitary Sewer	**Department Head**	Steven Grenier	**Project Contact**	Matt Heckenlaible

Budget Information

Add/Replace		**Replacing Asset**		**Mileage**	0
Useful Life	0	**Condition**		**Age of Equipment**	0

Financial Information

Total Project Cost	
Initial Cost	75,000.00
Maintenace/Cost of Operation	$0.00
Maintenance Cost Over 5 years	$0.00
TOTAL INVESTMENT	$75,000.00
Est Salvage Value of Asset	$0.00
EST INITIAL INVESTMENT	$75,000.00

Description of Expenditure

description

Justification Information

justification

MUNIS Financial Information

Funding Source	$75,000.00	Fund Balance & Budget - Sanitary	2021
	$75,000.00		
Expenditure	$75,000.00	TV Inspection of Sewers	2021
	$75,000.00		

How will this improve our service level and efficiency

efficiency

CIP-Expenditure

City Expenditure ID	913				
Expenditure Name	**Gray Street South Reconstruction**			**City Project ID**	0
Expenditure Type	MAJ	**Expenditure Status**	ACTIVE		
Category	Roads	**Priority**	1		

Department Details

Department	Sanitary Sewer	**Department Head**	Steven Grenier	**Project Contact**	James Brunette

Budget Information

Add/Replace	Replace	**Replacing Asset**		**Mileage**	0
Useful Life	0	**Condition**		**Age of Equipment**	0

Financial Information

Total Project Cost	
Initial Cost	410,000.00
Maintenace/Cost of Operation	$0.00
Maintenance Cost Over 5 years	$0.00
TOTAL INVESTMENT	$410,000.00
Est Salvage Value of Asset	$0.00
EST INITIAL INVESTMENT	$410,000.00

Description of Expenditure

description

Justification Information

justification

MUNIS Financial Information

Funding Source	$410,000.00	Fund Balance & Budget - Sanitary	2021
	$410,000.00		
Expenditure	$410,000.00	Gray Street South Reconstruction	2021
	$410,000.00		

How will this improve our service level and efficiency

efficiency

CIP-Expenditure

City Expenditure ID	771				
Expenditure Name	**Harvey Street - Jackson to N. Webster Reconstruction**			**City Project ID**	0
Expenditure Type	MAJ	**Expenditure Status**	ACTIVE		
Category	Wastewater Improv	**Priority**	1		

Department Details

Department	Sanitary Sewer	**Department Head**	Steven Grenier	**Project Contact**	James Brunette

Budget Information

Add/Replace		**Replacing Asset**		**Mileage**	0
Useful Life	0	**Condition**		**Age of Equipment**	0

Financial Information

Total Project Cost	
Initial Cost	147,600.00
Maintenace/Cost of Operation	$0.00
Maintenance Cost Over 5 years	$0.00
TOTAL INVESTMENT	$147,600.00
Est Salvage Value of Asset	$0.00
EST INITIAL INVESTMENT	$147,600.00

Description of Expenditure

description

Justification Information

justification

MUNIS Financial Information

Funding Source	$147,600.00	Sanitary Sewer	2022
	$147,600.00		
Expenditure	$147,600.00	Harvey Street - Jackson to N. Webster Reconstruction	2022
	$147,600.00		

How will this improve our service level and efficiency

efficiency

CIP-Expenditure

City Expenditure ID	794				
Expenditure Name	**Hinkle Street - N. Frontage Road to 400' S of Hutson Reconstruction**			**City Project ID**	0
Expenditure Type	MAJ	**Expenditure Status**	ACTIVE		
Category	Wastewater Improv	**Priority**	1		

Department Details

Department	Sanitary Sewer	**Department Head**	Steven Grenier	**Project Contact**	James Brunette

Budget Information

Add/Replace		**Replacing Asset**		**Mileage**	0
Useful Life	0	**Condition**		**Age of Equipment**	0

Financial Information

Total Project Cost	
Initial Cost	236,300.00
Maintenace/Cost of Operation	$0.00
Maintenance Cost Over 5 years	$0.00
TOTAL INVESTMENT	$236,300.00
Est Salvage Value of Asset	$0.00
EST INITIAL INVESTMENT	$236,300.00

Description of Expenditure

description

Justification Information

justification

MUNIS Financial Information

Funding Source	$236,300.00	Sanitary Sewer	2023
	$236,300.00		
Expenditure	$236,300.00	Hinkle Street - N. Frontage Road to 400' S of Hutson Reconstruction	2023
	$236,300.00		

How will this improve our service level and efficiency

efficiency

CIP-Expenditure

City Expenditure ID	765				
Expenditure Name	**Howard Avenue - Ashland to Oakland Reconstruction**			**City Project ID**	0
Expenditure Type	MAJ	**Expenditure Status**	ACTIVE		
Category	Wastewater Improv	**Priority**	1		

Department Details

Department	Sanitary Sewer	**Department Head**	Steven Grenier	**Project Contact**	James Brunette

Budget Information

Add/Replace		**Replacing Asset**		**Mileage**	0
Useful Life	0	**Condition**		**Age of Equipment**	0

Financial Information

Total Project Cost	
Initial Cost	64,000.00
Maintenace/Cost of Operation	$0.00
Maintenance Cost Over 5 years	$0.00
TOTAL INVESTMENT	$64,000.00
Est Salvage Value of Asset	$0.00
EST INITIAL INVESTMENT	$64,000.00

Description of Expenditure

description

Justification Information

justification

MUNIS Financial Information

Funding Source	$64,000.00	Sanitary Sewer	2022
	$64,000.00		
Expenditure	$64,000.00	Howard Avenue - Ashland to Oakland Reconstruction	2022
	$64,000.00		

How will this improve our service level and efficiency

efficiency

CIP-Expenditure

City Expenditure ID	831				
Expenditure Name	**Lawe Street - S Clay to Roosevelt Reconstruction**			**City Project ID**	0
Expenditure Type	MAJ	**Expenditure Status**	ACTIVE		
Category	Wastewater Improv	**Priority**	1		

Department Details

Department	Sanitary Sewer	**Department Head**	Steven Grenier	**Project Contact**	James Brunette

Budget Information

Add/Replace		**Replacing Asset**		**Mileage**	0
Useful Life	0	**Condition**		**Age of Equipment**	0

Financial Information

Total Project Cost	
Initial Cost	150,100.00
Maintenace/Cost of Operation	$0.00
Maintenance Cost Over 5 years	$0.00
TOTAL INVESTMENT	$150,100.00
Est Salvage Value of Asset	$0.00
EST INITIAL INVESTMENT	$150,100.00

Description of Expenditure

description

Justification Information

justification

MUNIS Financial Information

Funding Source	$150,100.00	Sanitary Sewer	2025
	$150,100.00		
Expenditure	$150,100.00	Lawe Street - S Clay to Roosevelt Reconstruction	2025
	$150,100.00		

How will this improve our service level and efficiency

efficiency

CIP-Expenditure

City Expenditure ID	768				
Expenditure Name	**Oakland - Howard to Seymour Ct. Reconstruction**			**City Project ID**	0
Expenditure Type	MAJ	**Expenditure Status**	ACTIVE		
Category	Wastewater Improv	**Priority**	1		

Department Details

Department	Sanitary Sewer	**Department Head**	Steven Grenier	**Project Contact**	James Brunette

Budget Information

Add/Replace		**Replacing Asset**		**Mileage**	0
Useful Life	0	**Condition**		**Age of Equipment**	0

Financial Information

Total Project Cost	
Initial Cost	138,240.00
Maintenace/Cost of Operation	$0.00
Maintenance Cost Over 5 years	$0.00
TOTAL INVESTMENT	$138,240.00
Est Salvage Value of Asset	$0.00
EST INITIAL INVESTMENT	$138,240.00

Description of Expenditure

description

Justification Information

justification

MUNIS Financial Information

Funding Source	$138,240.00	Sanitary Sewer	2022
	$138,240.00		
Expenditure	$138,240.00	Oakland - Howard to Seymour Ct. Reconstruction	2022
	$138,240.00		

How will this improve our service level and efficiency

efficiency

CIP-Expenditure

City Expenditure ID	825				
Expenditure Name	**Oregon - Oakland to Norwood Ave Reconstruction**			**City Project ID**	0
Expenditure Type	MAJ	**Expenditure Status**	ACTIVE		
Category	Wastewater Improv	**Priority**	1		

Department Details

Department	Sanitary Sewer	**Department Head**	Steven Grenier	**Project Contact**	James Brunette

Budget Information

Add/Replace		**Replacing Asset**		**Mileage**	0
Useful Life	0	**Condition**		**Age of Equipment**	0

Financial Information

Total Project Cost	
Initial Cost	104,400.00
Maintenace/Cost of Operation	$0.00
Maintenance Cost Over 5 years	$0.00
TOTAL INVESTMENT	$104,400.00
Est Salvage Value of Asset	$0.00
EST INITIAL INVESTMENT	$104,400.00

Description of Expenditure

description

Justification Information

justification

MUNIS Financial Information

Funding Source	$104,400.00	Sanitary Sewer	2025
	$104,400.00		
Expenditure	$104,400.00	Oregon - Oakland to Norwood Ave Reconstruction	2025
	$104,400.00		

How will this improve our service level and efficiency

efficiency

CIP-Expenditure

City Expenditure ID	788				
Expenditure Name	**Oxford - Dousman to Reed Reconstruction**			**City Project ID**	0
Expenditure Type	MAJ	**Expenditure Status**	ACTIVE		
Category	Wastewater Improv	**Priority**	1		

Department Details

Department	Sanitary Sewer	**Department Head**	Steven Grenier	**Project Contact**	James Brunette

Budget Information

Add/Replace		**Replacing Asset**		**Mileage**	0
Useful Life	0	**Condition**		**Age of Equipment**	0

Financial Information

Total Project Cost	
Initial Cost	114,120.00
Maintenace/Cost of Operation	$0.00
Maintenance Cost Over 5 years	$0.00
TOTAL INVESTMENT	$114,120.00
Est Salvage Value of Asset	$0.00
EST INITIAL INVESTMENT	$114,120.00

Description of Expenditure

description

Justification Information

justification

MUNIS Financial Information

Funding Source	$114,120.00	Sanitary Sewer	2023
	$114,120.00		
Expenditure	$114,120.00	Oxford - Dousman to Reed Reconstruction	2023
	$114,120.00		

How will this improve our service level and efficiency

efficiency

CIP-Expenditure

City Expenditure ID	827				
Expenditure Name	**Porlier Street - Clay to Irwin Reconstruction**			**City Project ID**	0
Expenditure Type	MAJ	**Expenditure Status**	ACTIVE		
Category	Wastewater Improv	**Priority**	1		

Department Details

Department	Sanitary Sewer	**Department Head**	Steven Grenier	**Project Contact**	James Brunette

Budget Information

Add/Replace		**Replacing Asset**		**Mileage**	0
Useful Life	0	**Condition**		**Age of Equipment**	0

Financial Information

Total Project Cost	
Initial Cost	298,100.00
Maintenace/Cost of Operation	$0.00
Maintenance Cost Over 5 years	$0.00
TOTAL INVESTMENT	$298,100.00
Est Salvage Value of Asset	$0.00
EST INITIAL INVESTMENT	$298,100.00

Description of Expenditure

description

Justification Information

justification

MUNIS Financial Information

Funding Source	$298,100.00	Sanitary Sewer	2025
	$298,100.00		
Expenditure	$298,100.00	Porlier Street - Clay to Irwin Reconstruction	2025
	$298,100.00		

How will this improve our service level and efficiency

efficiency

CIP-Expenditure

City Expenditure ID	791				
Expenditure Name	**Reed - Oxford to Allard Reconstruction**			**City Project ID**	0
Expenditure Type	MAJ	**Expenditure Status**	ACTIVE		
Category	Wastewater Improv	**Priority**	1		

Department Details

Department	Sanitary Sewer	**Department Head**	Steven Grenier	**Project Contact**	James Brunette

Budget Information

Add/Replace		**Replacing Asset**		**Mileage**	0
Useful Life	0	**Condition**		**Age of Equipment**	0

Financial Information

Total Project Cost	
Initial Cost	68,300.00
Maintenace/Cost of Operation	$0.00
Maintenance Cost Over 5 years	$0.00
TOTAL INVESTMENT	$68,300.00
Est Salvage Value of Asset	$0.00
EST INITIAL INVESTMENT	$68,300.00

Description of Expenditure

description

Justification Information

justification

MUNIS Financial Information

Funding Source	$68,300.00	Sanitary Sewer	2023
	$68,300.00		
Expenditure	$68,300.00	Reed - Oxford to Allard Reconstruction	2023
	$68,300.00		

How will this improve our service level and efficiency

efficiency

CIP-Expenditure

City Expenditure ID	702				
Expenditure Name	**Resurfacing Program**			**City Project ID**	0
Expenditure Type	MAJ	**Expenditure Status**	ACTIVE		
Category	Wastewater Improv	**Priority**	1		

Department Details

Department	Sanitary Sewer	**Department Head**	Steven Grenier	**Project Contact**	James Brunette

Budget Information

Add/Replace		**Replacing Asset**		**Mileage**	0
Useful Life	0	**Condition**		**Age of Equipment**	0

Financial Information

Total Project Cost	
Initial Cost	300,000.00
Maintenace/Cost of Operation	$0.00
Maintenance Cost Over 5 years	$0.00
TOTAL INVESTMENT	$300,000.00
Est Salvage Value of Asset	$0.00
EST INITIAL INVESTMENT	$300,000.00

Description of Expenditure

description

Justification Information

justification

MUNIS Financial Information

Funding Source	$300,000.00	Sanitary Sewer	2025
	$300,000.00		
Expenditure	$300,000.00	Resurfacing Program	2025
	$300,000.00		

How will this improve our service level and efficiency

efficiency

CIP-Expenditure

City Expenditure ID	701				
Expenditure Name	**Resurfacing Program**			**City Project ID**	0
Expenditure Type	MAJ	**Expenditure Status**	ACTIVE		
Category	Wastewater Improv	**Priority**	1		

Department Details

Department	Sanitary Sewer	**Department Head**	Steven Grenier	**Project Contact**	James Brunette

Budget Information

Add/Replace		**Replacing Asset**		**Mileage**	0
Useful Life	0	**Condition**		**Age of Equipment**	0

Financial Information

Total Project Cost	
Initial Cost	300,000.00
Maintenace/Cost of Operation	$0.00
Maintenance Cost Over 5 years	$0.00
TOTAL INVESTMENT	$300,000.00
Est Salvage Value of Asset	$0.00
EST INITIAL INVESTMENT	$300,000.00

Description of Expenditure

description

Justification Information

justification

MUNIS Financial Information

Funding Source	$300,000.00	Sanitary Sewer	2024
	$300,000.00		
Expenditure	$300,000.00	Resurfacing Program	2024
	$300,000.00		

How will this improve our service level and efficiency

efficiency

CIP-Expenditure

City Expenditure ID	699				
Expenditure Name	**Resurfacing Program**			**City Project ID**	0
Expenditure Type	MAJ	**Expenditure Status**	ACTIVE		
Category	Wastewater Improv	**Priority**	1		

Department Details

Department	Sanitary Sewer	**Department Head**	Steven Grenier	**Project Contact**	James Brunette

Budget Information

Add/Replace		**Replacing Asset**		**Mileage**	0
Useful Life	0	**Condition**		**Age of Equipment**	0

Financial Information

Total Project Cost	
Initial Cost	300,000.00
Maintenace/Cost of Operation	$0.00
Maintenance Cost Over 5 years	$0.00
TOTAL INVESTMENT	$300,000.00
Est Salvage Value of Asset	$0.00
EST INITIAL INVESTMENT	$300,000.00

Description of Expenditure

description

Justification Information

justification

MUNIS Financial Information

Funding Source	$300,000.00	Sanitary Sewer	2022
	$300,000.00		
Expenditure	$300,000.00	Resurfacing Program	2022
	$300,000.00		

How will this improve our service level and efficiency

efficiency

CIP-Expenditure

City Expenditure ID	700				
Expenditure Name	**Resurfacing Program**			**City Project ID**	0
Expenditure Type	MAJ	**Expenditure Status**	ACTIVE		
Category	Wastewater Improv	**Priority**	1		

Department Details

Department	Sanitary Sewer	**Department Head**	Steven Grenier	**Project Contact**	James Brunette

Budget Information

Add/Replace		**Replacing Asset**		**Mileage**	0
Useful Life	0	**Condition**		**Age of Equipment**	0

Financial Information

Total Project Cost	
Initial Cost	300,000.00
Maintenace/Cost of Operation	$0.00
Maintenance Cost Over 5 years	$0.00
TOTAL INVESTMENT	$300,000.00
Est Salvage Value of Asset	$0.00
EST INITIAL INVESTMENT	$300,000.00

Description of Expenditure

description

Justification Information

justification

MUNIS Financial Information

Funding Source	$300,000.00	Sanitary Sewer	2023
	$300,000.00		
Expenditure	$300,000.00	Resurfacing Program	2023
	$300,000.00		

How will this improve our service level and efficiency

efficiency

CIP-Expenditure

City Expenditure ID	753				
Expenditure Name	**Roosevelt - Main to Stuart Reconstruction**			**City Project ID**	0
Expenditure Type	MAJ	**Expenditure Status**	ACTIVE		
Category	Wastewater Improv	**Priority**	1		

Department Details

Department	Sanitary Sewer	**Department Head**	Steven Grenier	**Project Contact**	James Brunette

Budget Information

Add/Replace		**Replacing Asset**		**Mileage**	0
Useful Life	0	**Condition**		**Age of Equipment**	0

Financial Information

Total Project Cost	
Initial Cost	384,300.00
Maintenace/Cost of Operation	$0.00
Maintenance Cost Over 5 years	$0.00
TOTAL INVESTMENT	$384,300.00
Est Salvage Value of Asset	$0.00
EST INITIAL INVESTMENT	$384,300.00

Description of Expenditure

description

Justification Information

justification

MUNIS Financial Information

Funding Source	$384,300.00	Sanitary Sewer	2022
	$384,300.00		
Expenditure	$384,300.00	Roosevelt - Main to Stuart Reconstruction	2022
	$384,300.00		

How will this improve our service level and efficiency

efficiency

CIP-Expenditure

City Expenditure ID	646				
Expenditure Name	**Root Treatment**			**City Project ID**	0
Expenditure Type	MAJ	**Expenditure Status**	ACTIVE		
Category	Wastewater Improv	**Priority**	1		

Department Details

Department	Sanitary Sewer	**Department Head**	Steven Grenier	**Project Contact**	Matt Heckenlaible

Budget Information

Add/Replace		**Replacing Asset**		**Mileage**	0
Useful Life	0	**Condition**		**Age of Equipment**	0

Financial Information

Total Project Cost	
Initial Cost	70,000.00
Maintenace/Cost of Operation	$0.00
Maintenance Cost Over 5 years	$0.00
TOTAL INVESTMENT	$70,000.00
Est Salvage Value of Asset	$0.00
EST INITIAL INVESTMENT	$70,000.00

Description of Expenditure

Root Treatment

Justification Information

Reduce broken pipe due to tree roots.

MUNIS Financial Information

Funding Source	$70,000.00	Sanitary Sewer	2022
	$70,000.00		
Expenditure	$70,000.00	Root Treatment	2022
	$70,000.00		

How will this improve our service level and efficiency

Reduce broken pipes and infiltration.

CIP-Expenditure

City Expenditure ID	647				
Expenditure Name	**Root Treatment**			**City Project ID**	0
Expenditure Type	MAJ	**Expenditure Status**	ACTIVE		
Category	Wastewater Improv	**Priority**	1		

Department Details

Department	Sanitary Sewer	**Department Head**	Steven Grenier	**Project Contact**	Matt Heckenlaible

Budget Information

Add/Replace		**Replacing Asset**		**Mileage**	0
Useful Life	0	**Condition**		**Age of Equipment**	0

Financial Information

Total Project Cost	
Initial Cost	70,000.00
Maintenace/Cost of Operation	$0.00
Maintenance Cost Over 5 years	$0.00
TOTAL INVESTMENT	$70,000.00
Est Salvage Value of Asset	$0.00
EST INITIAL INVESTMENT	$70,000.00

Description of Expenditure

Root Treatment

Justification Information

Reduce broken pipe due to tree roots.

MUNIS Financial Information

Funding Source	$70,000.00	Sanitary Sewer	2023
	$70,000.00		
Expenditure	$70,000.00	Root Treatment	2023
	$70,000.00		

How will this improve our service level and efficiency

Reduce broken pipes and infiltration.

CIP-Expenditure

City Expenditure ID	649				
Expenditure Name	**Root Treatment**			**City Project ID**	0
Expenditure Type	MAJ	**Expenditure Status**	ACTIVE		
Category	Wastewater Improv	**Priority**	1		

Department Details

Department	Sanitary Sewer	**Department Head**	Steven Grenier	**Project Contact**	Matt Heckenlaible

Budget Information

Add/Replace		**Replacing Asset**		**Mileage**	0
Useful Life	0	**Condition**		**Age of Equipment**	0

Financial Information

Total Project Cost	
Initial Cost	70,000.00
Maintenace/Cost of Operation	$0.00
Maintenance Cost Over 5 years	$0.00
TOTAL INVESTMENT	$70,000.00
Est Salvage Value of Asset	$0.00
EST INITIAL INVESTMENT	$70,000.00

Description of Expenditure

Root Treatment

Justification Information

Reduce broken pipe due to tree roots.

MUNIS Financial Information

Funding Source	$70,000.00	Sanitary Sewer	2025
	$70,000.00		
Expenditure	$70,000.00	Root Treatment	2025
	$70,000.00		

How will this improve our service level and efficiency

Reduce broken pipes and infiltration.

CIP-Expenditure

City Expenditure ID	648				
Expenditure Name	**Root Treatment**			**City Project ID**	0
Expenditure Type	MAJ	**Expenditure Status**	ACTIVE		
Category	Wastewater Improv	**Priority**	1		

Department Details

Department	Sanitary Sewer	**Department Head**	Steven Grenier	**Project Contact**	Matt Heckenlaible

Budget Information

Add/Replace		**Replacing Asset**		**Mileage**	0
Useful Life	0	**Condition**		**Age of Equipment**	0

Financial Information

Total Project Cost	
Initial Cost	70,000.00
Maintenace/Cost of Operation	$0.00
Maintenance Cost Over 5 years	$0.00
TOTAL INVESTMENT	$70,000.00
Est Salvage Value of Asset	$0.00
EST INITIAL INVESTMENT	$70,000.00

Description of Expenditure

Root Treatment

Justification Information

Reduce broken pipe due to tree roots.

MUNIS Financial Information

Funding Source	$70,000.00	Sanitary Sewer	2024
	$70,000.00		
Expenditure	$70,000.00	Root Treatment	2024
	$70,000.00		

How will this improve our service level and efficiency

Reduce broken pipes and infiltration.

CIP-Expenditure

City Expenditure ID	834				
Expenditure Name	**S Maple - Third Street to Sixth Street Reconstruction**			**City Project ID**	0
Expenditure Type	MAJ	**Expenditure Status**	ACTIVE		
Category	Wastewater Improv	**Priority**	1		

Department Details

Department	Sanitary Sewer	**Department Head**	Steven Grenier	**Project Contact**	James Brunette

Budget Information

Add/Replace		**Replacing Asset**		**Mileage**	0
Useful Life	0	**Condition**		**Age of Equipment**	0

Financial Information

Total Project Cost	
Initial Cost	208,000.00
Maintenace/Cost of Operation	$0.00
Maintenance Cost Over 5 years	$0.00
TOTAL INVESTMENT	$208,000.00
Est Salvage Value of Asset	$0.00
EST INITIAL INVESTMENT	$208,000.00

Description of Expenditure

description

Justification Information

justification

MUNIS Financial Information

Funding Source	$208,000.00	Sanitary Sewer	2025
	$208,000.00		
Expenditure	$208,000.00	S Maple - Third Street to Sixth Street Reconstruction	2025
	$208,000.00		

How will this improve our service level and efficiency

efficiency

CIP-Expenditure

City Expenditure ID	810				
Expenditure Name	**S Roosevelt - Grignon to Eliza Reconstruction**			**City Project ID**	0
Expenditure Type	MAJ	**Expenditure Status**	ACTIVE		
Category	Wastewater Improv	**Priority**	1		

Department Details

Department	Sanitary Sewer	**Department Head**	Steven Grenier	**Project Contact**	James Brunette

Budget Information

Add/Replace		**Replacing Asset**		**Mileage**	0
Useful Life	0	**Condition**		**Age of Equipment**	0

Financial Information

Total Project Cost	
Initial Cost	190,000.00
Maintenace/Cost of Operation	$0.00
Maintenance Cost Over 5 years	$0.00
TOTAL INVESTMENT	$190,000.00
Est Salvage Value of Asset	$0.00
EST INITIAL INVESTMENT	$190,000.00

Description of Expenditure

description

Justification Information

justification

MUNIS Financial Information

Funding Source	$190,000.00	Sanitary Sewer	2024
	$190,000.00		
Expenditure	$190,000.00	S Roosevelt - Grignon to Eliza Reconstruction	2024
	$190,000.00		

How will this improve our service level and efficiency

efficiency

CIP-Expenditure

City Expenditure ID	837				
Expenditure Name	**S Van Buren - Eliza to Grignon Reconstruction**			**City Project ID**	0
Expenditure Type	MAJ	**Expenditure Status**	ACTIVE		
Category	Wastewater Improv	**Priority**	1		

Department Details

Department	Sanitary Sewer	**Department Head**	Steven Grenier	**Project Contact**	James Brunette

Budget Information

Add/Replace		**Replacing Asset**		**Mileage**	0
Useful Life	0	**Condition**		**Age of Equipment**	0

Financial Information

Total Project Cost	
Initial Cost	194,800.00
Maintenace/Cost of Operation	$0.00
Maintenance Cost Over 5 years	$0.00
TOTAL INVESTMENT	$194,800.00
Est Salvage Value of Asset	$0.00
EST INITIAL INVESTMENT	$194,800.00

Description of Expenditure

description

Justification Information

justification

MUNIS Financial Information

Funding Source	$194,800.00	Sanitary Sewer	2025
	$194,800.00		
Expenditure	$194,800.00	S Van Buren - Eliza to Grignon Reconstruction	2025
	$194,800.00		

How will this improve our service level and efficiency

efficiency

CIP-Expenditure

City Expenditure ID	750				
Expenditure Name	**S. Van Buren - E. Mason to Stuart Reconstruction**			**City Project ID**	0
Expenditure Type	MAJ	**Expenditure Status**	ACTIVE		
Category	Wastewater Improv	**Priority**	1		

Department Details

Department	Sanitary Sewer	**Department Head**	Steven Grenier	**Project Contact**	James Brunette

Budget Information

Add/Replace		**Replacing Asset**		**Mileage**	0
Useful Life	0	**Condition**		**Age of Equipment**	0

Financial Information

Total Project Cost	
Initial Cost	256,000.00
Maintenace/Cost of Operation	$0.00
Maintenance Cost Over 5 years	$0.00
TOTAL INVESTMENT	$256,000.00
Est Salvage Value of Asset	$0.00
EST INITIAL INVESTMENT	$256,000.00

Description of Expenditure

description

Justification Information

justification

MUNIS Financial Information

Funding Source	$256,000.00	Sanitary Sewer	2022
	$256,000.00		
Expenditure	$256,000.00	S. Van Buren - E. Mason to Stuart Reconstruction	2022
	$256,000.00		

How will this improve our service level and efficiency

efficiency

CIP-Expenditure

City Expenditure ID	762				
Expenditure Name	**School Place - S. Ashland to W. Cul-de-sac Reconstruction**			**City Project ID**	0
Expenditure Type	MAJ	**Expenditure Status**	ACTIVE		
Category	Wastewater Improv	**Priority**	1		

Department Details

Department	Sanitary Sewer	**Department Head**	Steven Grenier	**Project Contact**	James Brunette

Budget Information

Add/Replace		**Replacing Asset**		**Mileage**	0
Useful Life	0	**Condition**		**Age of Equipment**	0

Financial Information

Total Project Cost	
Initial Cost	185,600.00
Maintenace/Cost of Operation	$0.00
Maintenance Cost Over 5 years	$0.00
TOTAL INVESTMENT	$185,600.00
Est Salvage Value of Asset	$0.00
EST INITIAL INVESTMENT	$185,600.00

Description of Expenditure

description

Justification Information

justification

MUNIS Financial Information

Funding Source	$185,600.00	Sanitary Sewer	2022
	$185,600.00		
Expenditure	$185,600.00	School Place - S. Ashland to W. Cul-de-sac Reconstruction	2022
	$185,600.00		

How will this improve our service level and efficiency

efficiency

CIP-Expenditure

City Expenditure ID	775				
Expenditure Name	**Spring Street - Madison to Monroe Reconstruction**			**City Project ID**	0
Expenditure Type	MAJ	**Expenditure Status**	ACTIVE		
Category	Wastewater Improv	**Priority**	1		

Department Details

Department	Sanitary Sewer	**Department Head**	Steven Grenier	**Project Contact**	James Brunette

Budget Information

Add/Replace		**Replacing Asset**		**Mileage**	0
Useful Life	0	**Condition**		**Age of Equipment**	0

Financial Information

Total Project Cost	
Initial Cost	73,800.00
Maintenace/Cost of Operation	$0.00
Maintenance Cost Over 5 years	$0.00
TOTAL INVESTMENT	$73,800.00
Est Salvage Value of Asset	$0.00
EST INITIAL INVESTMENT	$73,800.00

Description of Expenditure

description

Justification Information

justification

MUNIS Financial Information

Funding Source	$73,800.00	Sanitary Sewer	2023
	$73,800.00		
Expenditure	$73,800.00	Spring Street - Madison to Monroe Reconstruction	2023
	$73,800.00		

How will this improve our service level and efficiency

efficiency

CIP-Expenditure

City Expenditure ID	781				
Expenditure Name	**Woodlawn - Shawano to Dousman Reconstruction**			**City Project ID**	0
Expenditure Type	MAJ	**Expenditure Status**	ACTIVE		
Category	Wastewater Improv	**Priority**	1		

Department Details

Department	Sanitary Sewer	**Department Head**	Steven Grenier	**Project Contact**	James Brunette

Budget Information

Add/Replace		**Replacing Asset**		**Mileage**	0
Useful Life	0	**Condition**		**Age of Equipment**	0

Financial Information

Total Project Cost	
Initial Cost	191,700.00
Maintenace/Cost of Operation	$0.00
Maintenance Cost Over 5 years	$0.00
TOTAL INVESTMENT	$191,700.00
Est Salvage Value of Asset	$0.00
EST INITIAL INVESTMENT	$191,700.00

Description of Expenditure

description

Justification Information

justification

MUNIS Financial Information

Funding Source	$191,700.00	Sanitary Sewer	2023
	$191,700.00		
Expenditure	$191,700.00	Woodlawn - Shawano to Dousman Reconstruction	2023
	$191,700.00		

How will this improve our service level and efficiency

efficiency

CIP-Expenditure

City Expenditure ID	723				
Expenditure Name	**Sewer Repairs - Citywide**			**City Project ID**	0
Expenditure Type	MAJ	**Expenditure Status**	ACTIVE		
Category	Wastewater Improv	**Priority**	1		

Department Details

Department	Sanitary Sewer	**Department Head**	Steven Grenier	**Project Contact**	Matt Heckenlaible

Budget Information

Add/Replace		**Replacing Asset**		**Mileage**	0
Useful Life	0	**Condition**		**Age of Equipment**	0

Financial Information

Total Project Cost	
Initial Cost	150,000.00
Maintenace/Cost of Operation	$0.00
Maintenance Cost Over 5 years	$0.00
TOTAL INVESTMENT	$150,000.00
Est Salvage Value of Asset	$0.00
EST INITIAL INVESTMENT	$150,000.00

Description of Expenditure

Description

Justification Information

Justification

MUNIS Financial Information

Funding Source	$150,000.00	Sanitary Sewer	2022
	$150,000.00		
Expenditure	$150,000.00	Sewer Repairs - Citywide	2022
	$150,000.00		

How will this improve our service level and efficiency

Efficiency

CIP-Expenditure

City Expenditure ID	724				
Expenditure Name	**Sewer Repairs - Citywide**			**City Project ID**	0
Expenditure Type	MAJ	**Expenditure Status**	ACTIVE		
Category	Wastewater Improv	**Priority**	1		

Department Details

Department	Sanitary Sewer	**Department Head**	Steven Grenier	**Project Contact**	Matt Heckenlaible

Budget Information

Add/Replace		**Replacing Asset**		**Mileage**	0
Useful Life	0	**Condition**		**Age of Equipment**	0

Financial Information

Total Project Cost	
Initial Cost	150,000.00
Maintenace/Cost of Operation	$0.00
Maintenance Cost Over 5 years	$0.00
TOTAL INVESTMENT	$150,000.00
Est Salvage Value of Asset	$0.00
EST INITIAL INVESTMENT	$150,000.00

Description of Expenditure

Description

Justification Information

Justification

MUNIS Financial Information

Funding Source	$150,000.00	Sanitary Sewer	2023
	$150,000.00		
Expenditure	$150,000.00	Sewer Repairs - Citywide	2023
	$150,000.00		

How will this improve our service level and efficiency

Efficiency

CIP-Expenditure

City Expenditure ID	726				
Expenditure Name	**Sewer Repairs - Citywide**			**City Project ID**	0
Expenditure Type	MAJ	**Expenditure Status**	ACTIVE		
Category	Wastewater Improv	**Priority**	1		

Department Details

Department	Sanitary Sewer	**Department Head**	Steven Grenier	**Project Contact**	Matt Heckenlaible

Budget Information

Add/Replace		**Replacing Asset**		**Mileage**	0
Useful Life	0	**Condition**		**Age of Equipment**	0

Financial Information

Total Project Cost	
Initial Cost	150,000.00
Maintenace/Cost of Operation	$0.00
Maintenance Cost Over 5 years	$0.00
TOTAL INVESTMENT	$150,000.00
Est Salvage Value of Asset	$0.00
EST INITIAL INVESTMENT	$150,000.00

Description of Expenditure

Description

Justification Information

Justification

MUNIS Financial Information

Funding Source	$150,000.00	Sanitary Sewer	2025
	$150,000.00		
Expenditure	$150,000.00	Sewer Repairs - Citywide	2025
	$150,000.00		

How will this improve our service level and efficiency

Efficiency

CIP-Expenditure

City Expenditure ID	725				
Expenditure Name	**Sewer Repairs - Citywide**			**City Project ID**	0
Expenditure Type	MAJ	**Expenditure Status**	ACTIVE		
Category	Wastewater Improv	**Priority**	1		

Department Details

Department	Sanitary Sewer	**Department Head**	Steven Grenier	**Project Contact**	Matt Heckenlaible

Budget Information

Add/Replace		**Replacing Asset**		**Mileage**	0
Useful Life	0	**Condition**		**Age of Equipment**	0

Financial Information

Total Project Cost	
Initial Cost	150,000.00
Maintenace/Cost of Operation	$0.00
Maintenance Cost Over 5 years	$0.00
TOTAL INVESTMENT	$150,000.00
Est Salvage Value of Asset	$0.00
EST INITIAL INVESTMENT	$150,000.00

Description of Expenditure

Description

Justification Information

Justification

MUNIS Financial Information

Funding Source	$150,000.00	Sanitary Sewer	2024
	$150,000.00		
Expenditure	$150,000.00	Sewer Repairs - Citywide	2024
	$150,000.00		

How will this improve our service level and efficiency

Efficiency

CIP-Expenditure

City Expenditure ID	733				
Expenditure Name	**TV Inspection of Sewers**			**City Project ID**	0
Expenditure Type	MAJ	**Expenditure Status**	ACTIVE		
Category	Wastewater Improv	**Priority**	1		

Department Details

Department	Sanitary Sewer	**Department Head**	Steven Grenier	**Project Contact**	Matt Heckenlaible

Budget Information

Add/Replace		**Replacing Asset**		**Mileage**	0
Useful Life	0	**Condition**		**Age of Equipment**	0

Financial Information

Total Project Cost	
Initial Cost	75,000.00
Maintenace/Cost of Operation	$0.00
Maintenance Cost Over 5 years	$0.00
TOTAL INVESTMENT	$75,000.00
Est Salvage Value of Asset	$0.00
EST INITIAL INVESTMENT	$75,000.00

Description of Expenditure

description

Justification Information

justification

MUNIS Financial Information

Funding Source	$75,000.00	Sanitary Sewer	2022
	$75,000.00		
Expenditure	$75,000.00	TV Inspection of Sewers	2022
	$75,000.00		

How will this improve our service level and efficiency

efficiency

CIP-Expenditure

City Expenditure ID	734				
Expenditure Name	**TV Inspection of Sewers**			**City Project ID**	0
Expenditure Type	MAJ	**Expenditure Status**	ACTIVE		
Category	Wastewater Improv	**Priority**	1		

Department Details

Department	Sanitary Sewer	**Department Head**	Steven Grenier	**Project Contact**	Matt Heckenlaible

Budget Information

Add/Replace		**Replacing Asset**		**Mileage**	0
Useful Life	0	**Condition**		**Age of Equipment**	0

Financial Information

Total Project Cost	
Initial Cost	75,000.00
Maintenace/Cost of Operation	$0.00
Maintenance Cost Over 5 years	$0.00
TOTAL INVESTMENT	$75,000.00
Est Salvage Value of Asset	$0.00
EST INITIAL INVESTMENT	$75,000.00

Description of Expenditure

description

Justification Information

justification

MUNIS Financial Information

Funding Source	$75,000.00	Sanitary Sewer	2023
	$75,000.00		
Expenditure	$75,000.00	TV Inspection of Sewers	2023
	$75,000.00		

How will this improve our service level and efficiency

efficiency

CIP-Expenditure

City Expenditure ID	736				
Expenditure Name	**TV Inspection of Sewers**			**City Project ID**	0
Expenditure Type	MAJ	**Expenditure Status**	ACTIVE		
Category	Wastewater Improv	**Priority**	1		

Department Details

Department	Sanitary Sewer	**Department Head**	Steven Grenier	**Project Contact**	Matt Heckenlaible

Budget Information

Add/Replace		**Replacing Asset**		**Mileage**	0
Useful Life	0	**Condition**		**Age of Equipment**	0

Financial Information

Total Project Cost	
Initial Cost	75,000.00
Maintenace/Cost of Operation	$0.00
Maintenance Cost Over 5 years	$0.00
TOTAL INVESTMENT	$75,000.00
Est Salvage Value of Asset	$0.00
EST INITIAL INVESTMENT	$75,000.00

Description of Expenditure

description

Justification Information

justification

MUNIS Financial Information

Funding Source	$75,000.00	Sanitary Sewer	2025
	$75,000.00		
Expenditure	$75,000.00	TV Inspection of Sewers	2025
	$75,000.00		

How will this improve our service level and efficiency

efficiency

CIP-Expenditure

City Expenditure ID	735				
Expenditure Name	**TV Inspection of Sewers**			**City Project ID**	0
Expenditure Type	MAJ	**Expenditure Status**	ACTIVE		
Category	Wastewater Improv	**Priority**	1		

Department Details

Department	Sanitary Sewer	**Department Head**	Steven Grenier	**Project Contact**	Matt Heckenlaible

Budget Information

Add/Replace		**Replacing Asset**		**Mileage**	0
Useful Life	0	**Condition**		**Age of Equipment**	0

Financial Information

Total Project Cost	
Initial Cost	75,000.00
Maintenace/Cost of Operation	$0.00
Maintenance Cost Over 5 years	$0.00
TOTAL INVESTMENT	$75,000.00
Est Salvage Value of Asset	$0.00
EST INITIAL INVESTMENT	$75,000.00

Description of Expenditure

description

Justification Information

justification

MUNIS Financial Information

Funding Source	$75,000.00	Sanitary Sewer	2024
	$75,000.00		
Expenditure	$75,000.00	TV Inspection of Sewers	2024
	$75,000.00		

How will this improve our service level and efficiency

efficiency

CIP-Expenditure

City Expenditure ID	797				
Expenditure Name	**School Place - 13th to Oak Reconstruction**			**City Project ID**	0
Expenditure Type	MAJ	**Expenditure Status**	ACTIVE		
Category	Wastewater Improv	**Priority**	1		

Department Details

Department	Sanitary Sewer	**Department Head**	Steven Grenier	**Project Contact**	James Brunette

Budget Information

Add/Replace		**Replacing Asset**		**Mileage**	0
Useful Life	0	**Condition**		**Age of Equipment**	0

Financial Information

Total Project Cost	
Initial Cost	192,240.00
Maintenace/Cost of Operation	$0.00
Maintenance Cost Over 5 years	$0.00
TOTAL INVESTMENT	$192,240.00
Est Salvage Value of Asset	$0.00
EST INITIAL INVESTMENT	$192,240.00

Description of Expenditure

description

Justification Information

justification

MUNIS Financial Information

Funding Source	$192,240.00	Sanitary Sewer	2023
	$192,240.00		
Expenditure	$192,240.00	School Place - 13th to Oak Reconstruction	2023
	$192,240.00		

How will this improve our service level and efficiency

efficiency

CIP-Expenditure

City Expenditure ID	902				
Expenditure Name	**Parking Ramp Fees and Contingencies**			**City Project ID**	64040
Expenditure Type	MAJ	**Expenditure Status**	ACTIVE		
Category	Parking	**Priority**	1		

Department Details

Department	Parking Utility	**Department Head**	Steve Grenier	**Project Contact**	Justin Linzmeier

Budget Information

Add/Replace	Replace	**Replacing Asset**		**Mileage**	0
Useful Life	0	**Condition**		**Age of Equipment**	0

Financial Information

Total Project Cost	
Initial Cost	100,000.00
Maintenace/Cost of Operation	$0.00
Maintenance Cost Over 5 years	$0.00
TOTAL INVESTMENT	$100,000.00
Est Salvage Value of Asset	$0.00
EST INITIAL INVESTMENT	$100,000.00

Description of Expenditure

Expenditure

Justification Information

Justification

MUNIS Financial Information

Funding Source	$100,000.00	Fund Balance - Parking Div 430	2021
	$100,000.00		
Expenditure	$100,000.00	Parking Ramp Emergency Repairs	2021
	$100,000.00		

How will this improve our service level and efficiency

Efficiency

CIP-Expenditure

City Expenditure ID	864				
Expenditure Name	**Parking Ramp Repairs**			**City Project ID**	64040
Expenditure Type	MAJ	**Expenditure Status**	ACTIVE		
Category	Parking	**Priority**	1		

Department Details

Department	Parking Utility	**Department Head**	Steve Grenier	**Project Contact**	Justin Linzmeier

Budget Information

Add/Replace	Replace	**Replacing Asset**		**Mileage**	0
Useful Life	0	**Condition**		**Age of Equipment**	0

Financial Information

Total Project Cost	
Initial Cost	600,000.00
Maintenace/Cost of Operation	$0.00
Maintenance Cost Over 5 years	$0.00
TOTAL INVESTMENT	$600,000.00
Est Salvage Value of Asset	$0.00
EST INITIAL INVESTMENT	$600,000.00

Description of Expenditure

Expenditure

Justification Information

Justification

MUNIS Financial Information

Funding Source	$600,000.00	Parking Division	2025
	$600,000.00		
Expenditure	$600,000.00	Parking Ramp Repairs	2025
	$600,000.00		

How will this improve our service level and efficiency

Efficiency

CIP-Expenditure

City Expenditure ID	863				
Expenditure Name	**Parking Ramp Emergency Repairs**			**City Project ID**	64040
Expenditure Type	MAJ	**Expenditure Status**	ACTIVE		
Category	Parking	**Priority**	1		

Department Details

Department	Parking Utility	**Department Head**	Steve Grenier	**Project Contact**	Justin Linzmeier

Budget Information

Add/Replace	Replace	**Replacing Asset**		**Mileage**	0
Useful Life	0	**Condition**		**Age of Equipment**	0

Financial Information

Total Project Cost	
Initial Cost	50,000.00
Maintenace/Cost of Operation	$0.00
Maintenance Cost Over 5 years	$0.00
TOTAL INVESTMENT	$50,000.00
Est Salvage Value of Asset	$0.00
EST INITIAL INVESTMENT	$50,000.00

Description of Expenditure

Expenditure

Justification Information

Justification

MUNIS Financial Information

Funding Source	$50,000.00	Parking Division	2025
	$50,000.00		
Expenditure	$50,000.00	Parking Ramp Emergency Repairs	2025
	$50,000.00		

How will this improve our service level and efficiency

Efficiency

CIP-Expenditure

City Expenditure ID	665				
Expenditure Name	**Parking Ramp Emergency Repairs**			**City Project ID**	64040
Expenditure Type	MAJ	**Expenditure Status**	ACTIVE		
Category	Parking	**Priority**	1		

Department Details

Department	Parking Utility	**Department Head**	Steve Grenier	**Project Contact**	Justin Linzmeier

Budget Information

Add/Replace	Replace	**Replacing Asset**		**Mileage**	0
Useful Life	0	**Condition**		**Age of Equipment**	0

Financial Information

Total Project Cost	
Initial Cost	50,000.00
Maintenace/Cost of Operation	$0.00
Maintenance Cost Over 5 years	$0.00
TOTAL INVESTMENT	$50,000.00
Est Salvage Value of Asset	$0.00
EST INITIAL INVESTMENT	$50,000.00

Description of Expenditure

Expenditure

Justification Information

Justification

MUNIS Financial Information

Funding Source	$50,000.00	Parking Division	2021
	$50,000.00		
Expenditure	$50,000.00	Parking Ramp Emergency Repairs	2021
	$50,000.00		

How will this improve our service level and efficiency

Efficiency

CIP-Expenditure

City Expenditure ID	666				
Expenditure Name	**Parking Ramp Emergency Repairs**			**City Project ID**	64040
Expenditure Type	MAJ	**Expenditure Status**	ACTIVE		
Category	Parking	**Priority**	1		

Department Details

Department	Parking Utility	**Department Head**	Steve Grenier	**Project Contact**	Justin Linzmeier

Budget Information

Add/Replace	Replace	**Replacing Asset**		**Mileage**	0
Useful Life	0	**Condition**		**Age of Equipment**	0

Financial Information

Total Project Cost	
Initial Cost	50,000.00
Maintenace/Cost of Operation	$0.00
Maintenance Cost Over 5 years	$0.00
TOTAL INVESTMENT	$50,000.00
Est Salvage Value of Asset	$0.00
EST INITIAL INVESTMENT	$50,000.00

Description of Expenditure

Expenditure

Justification Information

Justification

MUNIS Financial Information

Funding Source	$50,000.00	Parking Division	2022
	$50,000.00		
Expenditure	$50,000.00	Parking Ramp Emergency Repairs	2022
	$50,000.00		

How will this improve our service level and efficiency

Efficiency

CIP-Expenditure

City Expenditure ID	667				
Expenditure Name	**Parking Ramp Emergency Repairs**			**City Project ID**	64040
Expenditure Type	MAJ	**Expenditure Status**	ACTIVE		
Category	Parking	**Priority**	1		

Department Details

Department	Parking Utility	**Department Head**	Steve Grenier	**Project Contact**	Justin Linzmeier

Budget Information

Add/Replace	Replace	**Replacing Asset**		**Mileage**	0
Useful Life	0	**Condition**		**Age of Equipment**	0

Financial Information

Total Project Cost	
Initial Cost	50,000.00
Maintenace/Cost of Operation	$0.00
Maintenance Cost Over 5 years	$0.00
TOTAL INVESTMENT	$50,000.00
Est Salvage Value of Asset	$0.00
EST INITIAL INVESTMENT	$50,000.00

Description of Expenditure

Expenditure

Justification Information

Justification

MUNIS Financial Information

Funding Source	$50,000.00	Parking Division	2023
	$50,000.00		
Expenditure	$50,000.00	Parking Ramp Emergency Repairs	2023
	$50,000.00		

How will this improve our service level and efficiency

Efficiency

CIP-Expenditure

City Expenditure ID	668				
Expenditure Name	**Parking Ramp Emergency Repairs**			**City Project ID**	64040
Expenditure Type	MAJ	**Expenditure Status**	ACTIVE		
Category	Parking	**Priority**	1		

Department Details

Department	Parking Utility	**Department Head**	Steve Grenier	**Project Contact**	Justin Linzmeier

Budget Information

Add/Replace	Replace	**Replacing Asset**		**Mileage**	0
Useful Life	0	**Condition**		**Age of Equipment**	0

Financial Information

Total Project Cost	
Initial Cost	50,000.00
Maintenace/Cost of Operation	$0.00
Maintenance Cost Over 5 years	$0.00
TOTAL INVESTMENT	$50,000.00
Est Salvage Value of Asset	$0.00
EST INITIAL INVESTMENT	$50,000.00

Description of Expenditure

Expenditure

Justification Information

Justification

MUNIS Financial Information

Funding Source	$50,000.00	Parking Division	2024
	$50,000.00		
Expenditure	$50,000.00	Parking Ramp Emergency Repairs	2024
	$50,000.00		

How will this improve our service level and efficiency

Efficiency

CIP-Expenditure

City Expenditure ID	437				
Expenditure Name	**Parking Ramp Repairs**			**City Project ID**	64040
Expenditure Type	MAJ	**Expenditure Status**	ACTIVE		
Category	Parking	**Priority**	1		

Department Details

Department	Parking Utility	**Department Head**	Steve Grenier	**Project Contact**	Justin Linzmeier

Budget Information

Add/Replace	Replace	**Replacing Asset**		**Mileage**	0
Useful Life	0	**Condition**		**Age of Equipment**	0

Financial Information

Total Project Cost	
Initial Cost	550,000.00
Maintenace/Cost of Operation	$0.00
Maintenance Cost Over 5 years	$0.00
TOTAL INVESTMENT	$550,000.00
Est Salvage Value of Asset	$0.00
EST INITIAL INVESTMENT	$550,000.00

Description of Expenditure

Expenditure

Justification Information

Justification

MUNIS Financial Information

Funding Source	$550,000.00	Parking Division	2021
	$550,000.00		
Expenditure	$550,000.00	Parking Ramp Repairs	2021
	$550,000.00		

How will this improve our service level and efficiency

Efficiency

CIP-Expenditure

City Expenditure ID	440				
Expenditure Name	**Parking Ramp Repairs**			**City Project ID**	64040
Expenditure Type	MAJ	**Expenditure Status**	ACTIVE		
Category	Parking	**Priority**	1		

Department Details

Department	Parking Utility	**Department Head**	Steve Grenier	**Project Contact**	Justin Linzmeier

Budget Information

Add/Replace	Replace	**Replacing Asset**		**Mileage**	0
Useful Life	0	**Condition**		**Age of Equipment**	0

Financial Information

Total Project Cost	
Initial Cost	600,000.00
Maintenace/Cost of Operation	$0.00
Maintenance Cost Over 5 years	$0.00
TOTAL INVESTMENT	$600,000.00
Est Salvage Value of Asset	$0.00
EST INITIAL INVESTMENT	$600,000.00

Description of Expenditure

Expenditure

Justification Information

Justification

MUNIS Financial Information

Funding Source	$600,000.00	Parking Division	2024
	$600,000.00		
Expenditure	$600,000.00	Parking Ramp Repairs	2024
	$600,000.00		

How will this improve our service level and efficiency

Efficiency

CIP-Expenditure

City Expenditure ID	438				
Expenditure Name	**Parking Ramp Repairs**			**City Project ID**	64040
Expenditure Type	MAJ	**Expenditure Status**	ACTIVE		
Category	Parking	**Priority**	1		

Department Details

Department	Parking Utility	**Department Head**	Steve Grenier	**Project Contact**	Justin Linzmeier

Budget Information

Add/Replace	Replace	**Replacing Asset**		**Mileage**	0
Useful Life	0	**Condition**		**Age of Equipment**	0

Financial Information

Total Project Cost	
Initial Cost	600,000.00
Maintenace/Cost of Operation	$0.00
Maintenance Cost Over 5 years	$0.00
TOTAL INVESTMENT	$600,000.00
Est Salvage Value of Asset	$0.00
EST INITIAL INVESTMENT	$600,000.00

Description of Expenditure

Expenditure

Justification Information

Justification

MUNIS Financial Information

Funding Source	$600,000.00	Parking Division	2022
	$600,000.00		
Expenditure	$600,000.00	Parking Ramp Repairs	2022
	$600,000.00		

How will this improve our service level and efficiency

Efficiency

CIP-Expenditure

City Expenditure ID	439				
Expenditure Name	**Parking Ramp Repairs**			**City Project ID**	64040
Expenditure Type	MAJ	**Expenditure Status**	ACTIVE		
Category	Parking	**Priority**	1		

Department Details

Department	Parking Utility	**Department Head**	Steve Grenier	**Project Contact**	Justin Linzmeier

Budget Information

Add/Replace	Replace	**Replacing Asset**		**Mileage**	0
Useful Life	0	**Condition**		**Age of Equipment**	0

Financial Information

Total Project Cost	
Initial Cost	600,000.00
Maintenace/Cost of Operation	$0.00
Maintenance Cost Over 5 years	$0.00
TOTAL INVESTMENT	$600,000.00
Est Salvage Value of Asset	$0.00
EST INITIAL INVESTMENT	$600,000.00

Description of Expenditure

Expenditure

Justification Information

Justification

MUNIS Financial Information

Funding Source	$600,000.00	Parking Division	2023
	$600,000.00		
Expenditure	$600,000.00	Parking Ramp Repairs	2023
	$600,000.00		

How will this improve our service level and efficiency

Efficiency

CIP-Expenditure

City Expenditure ID	814				
Expenditure Name	**13th - 9th to Hickory Hill Reconstruction**			**City Project ID**	0
Expenditure Type	MAJ	**Expenditure Status**	ACTIVE		
Category	Roads	**Priority**	1		

Department Details

Department	Storm Sewer	**Department Head**	Steven Grenier	**Project Contact**	James Brunette

Budget Information

Add/Replace		**Replacing Asset**		**Mileage**	0
Useful Life	0	**Condition**		**Age of Equipment**	0

Financial Information

Total Project Cost	
Initial Cost	422,300.00
Maintenace/Cost of Operation	$0.00
Maintenance Cost Over 5 years	$0.00
TOTAL INVESTMENT	$422,300.00
Est Salvage Value of Asset	$0.00
EST INITIAL INVESTMENT	$422,300.00

Description of Expenditure

description

Justification Information

justification

MUNIS Financial Information

Funding Source	$422,300.00	Storm Sewer	2024
	$422,300.00		
Expenditure	$422,300.00	13th - 9th to Hickory Hill Reconstruction	2024
	$422,300.00		

How will this improve our service level and efficiency

efficiency

CIP-Expenditure

City Expenditure ID	801				
Expenditure Name	**13th - W. Mason to Howard Reconstruction**			**City Project ID**	0
Expenditure Type	MAJ	**Expenditure Status**	ACTIVE		
Category	Roads	**Priority**	1		

Department Details

Department	Storm Sewer	**Department Head**	Steven Grenier	**Project Contact**	James Brunette

Budget Information

Add/Replace		**Replacing Asset**		**Mileage**	0
Useful Life	0	**Condition**		**Age of Equipment**	0

Financial Information

Total Project Cost	
Initial Cost	541,600.00
Maintenace/Cost of Operation	$0.00
Maintenance Cost Over 5 years	$0.00
TOTAL INVESTMENT	$541,600.00
Est Salvage Value of Asset	$0.00
EST INITIAL INVESTMENT	$541,600.00

Description of Expenditure

description

Justification Information

justification

MUNIS Financial Information

Funding Source	$541,600.00	Storm Sewer	2023
	$541,600.00		
Expenditure	$541,600.00	13th - W. Mason to Howard Reconstruction	2023
	$541,600.00		

How will this improve our service level and efficiency

efficiency

CIP-Expenditure

City Expenditure ID	817				
Expenditure Name	**4th Street - Broadway to S Maple Reconstruction**			**City Project ID**	0
Expenditure Type	MAJ	**Expenditure Status**	ACTIVE		
Category	Roads	**Priority**	1		

Department Details

Department	Storm Sewer	**Department Head**	Steven Grenier	**Project Contact**	James Brunette

Budget Information

Add/Replace		**Replacing Asset**		**Mileage**	0
Useful Life	0	**Condition**		**Age of Equipment**	0

Financial Information

Total Project Cost	
Initial Cost	218,700.00
Maintenace/Cost of Operation	$0.00
Maintenance Cost Over 5 years	$0.00
TOTAL INVESTMENT	$218,700.00
Est Salvage Value of Asset	$0.00
EST INITIAL INVESTMENT	$218,700.00

Description of Expenditure

description

Justification Information

justification

MUNIS Financial Information

Funding Source	$218,700.00	Storm Sewer	2024
	$218,700.00		
Expenditure	$218,700.00	4th Street - Broadway to S Maple Reconstruction	2024
	$218,700.00		

How will this improve our service level and efficiency

efficiency

CIP-Expenditure

City Expenditure ID	748				
Expenditure Name	**Ashland Avenue - Howard to RR Tracks Reconstruction**			**City Project ID**	0
Expenditure Type	MAJ	**Expenditure Status**	ACTIVE		
Category	Roads	**Priority**	1		

Department Details

Department	Storm Sewer	**Department Head**	Steven Grenier	**Project Contact**	James Brunette

Budget Information

Add/Replace		**Replacing Asset**		**Mileage**	0
Useful Life	0	**Condition**		**Age of Equipment**	0

Financial Information

Total Project Cost	
Initial Cost	524,450.00
Maintenace/Cost of Operation	$0.00
Maintenance Cost Over 5 years	$0.00
TOTAL INVESTMENT	$524,450.00
Est Salvage Value of Asset	$0.00
EST INITIAL INVESTMENT	$524,450.00

Description of Expenditure

description

Justification Information

justification

MUNIS Financial Information

Funding Source	$524,450.00	Storm Sewer	2022
	$524,450.00		
Expenditure	$524,450.00	Ashland Avenue - Howard to RR Tracks Reconstruction	2022
	$524,450.00		

How will this improve our service level and efficiency

efficiency

CIP-Expenditure

City Expenditure ID	689				
Expenditure Name	**Beach Lane/Nicolet Drive Flood Issues**			**City Project ID**	0
Expenditure Type	MAJ	**Expenditure Status**	ACTIVE		
Category	Flood	**Priority**	1		

Department Details

Department	Storm Sewer	**Department Head**	Steven Grenier	**Project Contact**	Matt Heckenlaible

Budget Information

Add/Replace		**Replacing Asset**		**Mileage**	0
Useful Life	0	**Condition**		**Age of Equipment**	0

Financial Information

Total Project Cost	
Initial Cost	500,000.00
Maintenace/Cost of Operation	$0.00
Maintenance Cost Over 5 years	$0.00
TOTAL INVESTMENT	$500,000.00
Est Salvage Value of Asset	$0.00
EST INITIAL INVESTMENT	$500,000.00

Description of Expenditure

description

Justification Information

justification

MUNIS Financial Information

Funding Source	$500,000.00	Fund Balance - Storm	2021
	$500,000.00		
Expenditure	$500,000.00	Beach Lane/Nicolet Drive Flood Issues	2021
	$500,000.00		

How will this improve our service level and efficiency

efficiency

CIP-Expenditure

City Expenditure ID	823				
Expenditure Name	**Chicago Street - Webster to Roosevelt Reconstruction**			**City Project ID**	0
Expenditure Type	MAJ	**Expenditure Status**	ACTIVE		
Category	Roads	**Priority**	1		

Department Details

Department	Storm Sewer	**Department Head**	Steven Grenier	**Project Contact**	James Brunette

Budget Information

Add/Replace		**Replacing Asset**		**Mileage**	0
Useful Life	0	**Condition**		**Age of Equipment**	0

Financial Information

Total Project Cost	
Initial Cost	338,600.00
Maintenace/Cost of Operation	$0.00
Maintenance Cost Over 5 years	$0.00
TOTAL INVESTMENT	$338,600.00
Est Salvage Value of Asset	$0.00
EST INITIAL INVESTMENT	$338,600.00

Description of Expenditure

description

Justification Information

justification

MUNIS Financial Information

Funding Source	$338,600.00	Storm Sewer	2025
	$338,600.00		
Expenditure	$338,600.00	Chicago Street - Webster to Roosevelt Reconstruction	2025
	$338,600.00		

How will this improve our service level and efficiency

efficiency

CIP-Expenditure

City Expenditure ID	866				
Expenditure Name	**City Wide Survey Monuments**			**City Project ID**	0
Expenditure Type	MAJ	**Expenditure Status**	ACTIVE		
Category	Roads	**Priority**	1		

Department Details

Department	Storm Sewer	**Department Head**	Steven Grenier	**Project Contact**	James Brunette

Budget Information

Add/Replace		**Replacing Asset**		**Mileage**	0
Useful Life	0	**Condition**		**Age of Equipment**	0

Financial Information

Total Project Cost	
Initial Cost	217,000.00
Maintenace/Cost of Operation	$0.00
Maintenance Cost Over 5 years	$0.00
TOTAL INVESTMENT	$217,000.00
Est Salvage Value of Asset	$0.00
EST INITIAL INVESTMENT	$217,000.00

Description of Expenditure

Updating City Datum.

Justification Information

Remove potential for error during conversions

MUNIS Financial Information

Funding Source	$217,000.00	Fund Balance - Storm	2021
Funding Source	$0.00	Storm Sewer	2021
Funding Source	$0.00	Storm Sewer	2021
	$217,000.00		
Expenditure	$0.00	City Wide Survey Monuments	2021
Expenditure	$0.00	City Wide Survey Monuments	2021
Expenditure	$217,000.00	City Wide Survey Monuments	2021
	$217,000.00		

How will this improve our service level and efficiency

Increase efficiency and reduce error.

CIP-Expenditure

City Expenditure ID	868				
Expenditure Name	**City Wide Survey Monuments Construction**			**City Project ID**	0
Expenditure Type	MAJ	**Expenditure Status**	ACTIVE		
Category	Roads	**Priority**	1		

Department Details

Department	Storm Sewer	**Department Head**	Steven Grenier	**Project Contact**	James Brunette

Budget Information

Add/Replace		**Replacing Asset**		**Mileage**	0
Useful Life	0	**Condition**		**Age of Equipment**	0

Financial Information

Total Project Cost	
Initial Cost	100,000.00
Maintenace/Cost of Operation	$0.00
Maintenance Cost Over 5 years	$0.00
TOTAL INVESTMENT	$100,000.00
Est Salvage Value of Asset	$0.00
EST INITIAL INVESTMENT	$100,000.00

Description of Expenditure

Updating City Datum.

Justification Information

Remove potential for error during conversions

MUNIS Financial Information

Funding Source	$0.00	Storm Sewer	2023
Funding Source	$0.00	Storm Sewer	2023
Funding Source	$100,000.00	Storm Sewer	2023
	$100,000.00		
Expenditure	$0.00	City Wide Survey Monuments Construction	2023
Expenditure	$0.00	City Wide Survey Monuments Construction	2023
Expenditure	$100,000.00	City Wide Survey Monuments Construction	2023
	$100,000.00		

How will this improve our service level and efficiency

Increase efficiency and reduce error.

CIP-Expenditure

City Expenditure ID	779				
Expenditure Name	**Congress - Madison to Monroe Reconstruction**			**City Project ID**	0
Expenditure Type	MAJ	**Expenditure Status**	ACTIVE		
Category	Roads	**Priority**	1		

Department Details

Department	Storm Sewer	**Department Head**	Steven Grenier	**Project Contact**	James Brunette

Budget Information

Add/Replace		**Replacing Asset**		**Mileage**	0
Useful Life	0	**Condition**		**Age of Equipment**	0

Financial Information

Total Project Cost	
Initial Cost	110,700.00
Maintenace/Cost of Operation	$0.00
Maintenance Cost Over 5 years	$0.00
TOTAL INVESTMENT	$110,700.00
Est Salvage Value of Asset	$0.00
EST INITIAL INVESTMENT	$110,700.00

Description of Expenditure

description

Justification Information

justification

MUNIS Financial Information

Funding Source	$110,700.00	Storm Sewer	2023
	$110,700.00		
Expenditure	$110,700.00	Congress - Madison to Monroe Reconstruction	2023
	$110,700.00		

How will this improve our service level and efficiency

efficiency

CIP-Expenditure

City Expenditure ID	820				
Expenditure Name	**Country Club Road Reconstruction - Construction**			**City Project ID**	0
Expenditure Type	MAJ	**Expenditure Status**	ACTIVE		
Category	Roads	**Priority**	1		

Department Details

Department	Storm Sewer	**Department Head**	Steven Grenier	**Project Contact**	James Brunette

Budget Information

Add/Replace		**Replacing Asset**		**Mileage**	0
Useful Life	0	**Condition**		**Age of Equipment**	0

Financial Information

Total Project Cost	
Initial Cost	1,000,000.00
Maintenace/Cost of Operation	$0.00
Maintenance Cost Over 5 years	$0.00
TOTAL INVESTMENT	$1,000,000.00
Est Salvage Value of Asset	$0.00
EST INITIAL INVESTMENT	$1,000,000.00

Description of Expenditure

description

Justification Information

justification

MUNIS Financial Information

Funding Source	$1,000,000.00	Storm Sewer	2025
	$1,000,000.00		
Expenditure	$1,000,000.00	Country Club Road Reconstruction - Construction	2025
	$1,000,000.00		

How will this improve our service level and efficiency

efficiency

CIP-Expenditure

City Expenditure ID	656				
Expenditure Name	**Danz/Farlin Storm Sewer Upsizing**			**City Project ID**	0
Expenditure Type	MAJ	**Expenditure Status**	ACTIVE		
Category	Roads	**Priority**	1		

Department Details

Department	Storm Sewer	**Department Head**	Steven Grenier	**Project Contact**	Matt Heckenlaible

Budget Information

Add/Replace		**Replacing Asset**		**Mileage**	0
Useful Life	0	**Condition**		**Age of Equipment**	0

Financial Information

Total Project Cost	
Initial Cost	800,000.00
Maintenace/Cost of Operation	$0.00
Maintenance Cost Over 5 years	$0.00
TOTAL INVESTMENT	$800,000.00
Est Salvage Value of Asset	$0.00
EST INITIAL INVESTMENT	$800,000.00

Description of Expenditure

Danz/Farlin Storm Sewer Upsizing

Justification Information

Danz/Farlin Storm Sewer Upsizing

MUNIS Financial Information

Funding Source	$800,000.00	Fund Balance - Storm	2021
	$800,000.00		
Expenditure	$800,000.00	Danz/Farlin Storm Sewer Upsizing	2021
	$800,000.00		

How will this improve our service level and efficiency

Storm sewer upsizing

CIP-Expenditure

City Expenditure ID	677				
Expenditure Name	**Dike Maintenance**			**City Project ID**	0
Expenditure Type	MAJ	**Expenditure Status**	ACTIVE		
Category	Flood	**Priority**	1		

Department Details

Department	Storm Sewer	**Department Head**	Steven Grenier	**Project Contact**	Matt Heckenlaible

Budget Information

Add/Replace	Replace	**Replacing Asset**		**Mileage**	0
Useful Life	0	**Condition**		**Age of Equipment**	0

Financial Information

Total Project Cost	
Initial Cost	1,000,000.00
Maintenace/Cost of Operation	$0.00
Maintenance Cost Over 5 years	$0.00
TOTAL INVESTMENT	$1,000,000.00
Est Salvage Value of Asset	$0.00
EST INITIAL INVESTMENT	$1,000,000.00

Description of Expenditure

description

Justification Information

justification

MUNIS Financial Information

Funding Source	$73,000.00	Fund Balance - Storm	2021
Funding Source	$927,000.00	Storm Sewer	2021
	$1,000,000.00		
Expenditure	$1,000,000.00	Dike Maintenance	2021
	$1,000,000.00		

How will this improve our service level and efficiency

efficiency

CIP-Expenditure

City Expenditure ID	785				
Expenditure Name	**Division - Norwood to Northern Reconstruction**			**City Project ID**	0
Expenditure Type	MAJ	**Expenditure Status**	ACTIVE		
Category	Roads	**Priority**	1		

Department Details

Department	Storm Sewer	**Department Head**	Steven Grenier	**Project Contact**	James Brunette

Budget Information

Add/Replace		**Replacing Asset**		**Mileage**	0
Useful Life	0	**Condition**		**Age of Equipment**	0

Financial Information

Total Project Cost	
Initial Cost	513,270.00
Maintenace/Cost of Operation	$0.00
Maintenance Cost Over 5 years	$0.00
TOTAL INVESTMENT	$513,270.00
Est Salvage Value of Asset	$0.00
EST INITIAL INVESTMENT	$513,270.00

Description of Expenditure

description

Justification Information

justification

MUNIS Financial Information

Funding Source	$513,270.00	Storm Sewer	2023
	$513,270.00		
Expenditure	$513,270.00	Division - Norwood to Northern Reconstruction	2023
	$513,270.00		

How will this improve our service level and efficiency

efficiency

CIP-Expenditure

City Expenditure ID	757				
Expenditure Name	**Eliza - 100' west of Madison to Monroe Reconstruction**			**City Project ID**	0
Expenditure Type	MAJ	**Expenditure Status**	ACTIVE		
Category	Roads	**Priority**	1		

Department Details

Department	Storm Sewer	**Department Head**	Steven Grenier	**Project Contact**	James Brunette

Budget Information

Add/Replace		**Replacing Asset**		**Mileage**	0
Useful Life	0	**Condition**		**Age of Equipment**	0

Financial Information

Total Project Cost	
Initial Cost	121,500.00
Maintenace/Cost of Operation	$0.00
Maintenance Cost Over 5 years	$0.00
TOTAL INVESTMENT	$121,500.00
Est Salvage Value of Asset	$0.00
EST INITIAL INVESTMENT	$121,500.00

Description of Expenditure

description

Justification Information

justification

MUNIS Financial Information

Funding Source	$121,500.00	Storm Sewer	2022
	$121,500.00		
Expenditure	$121,500.00	Eliza - 100' west of Madison to Monroe Reconstruction	2022
	$121,500.00		

How will this improve our service level and efficiency

efficiency

CIP-Expenditure

City Expenditure ID	745				
Expenditure Name	**Elmore - Gray to Fairview Reconstruction**			**City Project ID**	0
Expenditure Type	MAJ	**Expenditure Status**	ACTIVE		
Category	Roads	**Priority**	1		

Department Details

Department	Storm Sewer	**Department Head**	Steven Grenier	**Project Contact**	James Brunette

Budget Information

Add/Replace		**Replacing Asset**		**Mileage**	0
Useful Life	0	**Condition**		**Age of Equipment**	0

Financial Information

Total Project Cost	
Initial Cost	346,140.00
Maintenace/Cost of Operation	$0.00
Maintenance Cost Over 5 years	$0.00
TOTAL INVESTMENT	$346,140.00
Est Salvage Value of Asset	$0.00
EST INITIAL INVESTMENT	$346,140.00

Description of Expenditure

description

Justification Information

justification

MUNIS Financial Information

Funding Source	$346,140.00	Storm Sewer	2022
	$346,140.00		
Expenditure	$346,140.00	Elmore - Gray to Fairview Reconstruction	2022
	$346,140.00		

How will this improve our service level and efficiency

efficiency

CIP-Expenditure

City Expenditure ID	805				
Expenditure Name	**Elmore Street - N. Chestnut to Gray Reconstruction**			**City Project ID**	0
Expenditure Type	MAJ	**Expenditure Status**	ACTIVE		
Category	Roads	**Priority**	1		

Department Details

Department	Storm Sewer	**Department Head**	Steven Grenier	**Project Contact**	James Brunette

Budget Information

Add/Replace		**Replacing Asset**		**Mileage**	0
Useful Life	0	**Condition**		**Age of Equipment**	0

Financial Information

Total Project Cost	
Initial Cost	1,215,000.00
Maintenace/Cost of Operation	$0.00
Maintenance Cost Over 5 years	$0.00
TOTAL INVESTMENT	$1,215,000.00
Est Salvage Value of Asset	$0.00
EST INITIAL INVESTMENT	$1,215,000.00

Description of Expenditure

description

Justification Information

justification

MUNIS Financial Information

Funding Source	$1,215,000.00	Storm Sewer	2024
	$1,215,000.00		
Expenditure	$1,215,000.00	Elmore Street - N. Chestnut to Gray Reconstruction	2024
	$1,215,000.00		

How will this improve our service level and efficiency

efficiency

CIP-Expenditure

City Expenditure ID	808				
Expenditure Name	**Emilie Street - Webster to S Roosevelt Reconstruction**			**City Project ID**	0
Expenditure Type	MAJ	**Expenditure Status**	ACTIVE		
Category	Roads	**Priority**	1		

Department Details

Department	Storm Sewer	**Department Head**	Steven Grenier	**Project Contact**	James Brunette

Budget Information

Add/Replace		**Replacing Asset**		**Mileage**	0
Useful Life	0	**Condition**		**Age of Equipment**	0

Financial Information

Total Project Cost	
Initial Cost	336,000.00
Maintenace/Cost of Operation	$0.00
Maintenance Cost Over 5 years	$0.00
TOTAL INVESTMENT	$336,000.00
Est Salvage Value of Asset	$0.00
EST INITIAL INVESTMENT	$336,000.00

Description of Expenditure

description

Justification Information

justification

MUNIS Financial Information

Funding Source	$336,000.00	Storm Sewer	2024
	$336,000.00		
Expenditure	$336,000.00	Emilie Street - Webster to S Roosevelt Reconstruction	2024
	$336,000.00		

How will this improve our service level and efficiency

efficiency

CIP-Expenditure

City Expenditure ID	760				
Expenditure Name	**Finger Road - Superior to Challenger Reconstruction**			**City Project ID**	0
Expenditure Type	MAJ	**Expenditure Status**	ACTIVE		
Category	Roads	**Priority**	1		

Department Details

Department	Storm Sewer	**Department Head**	Steven Grenier	**Project Contact**	James Brunette

Budget Information

Add/Replace		**Replacing Asset**		**Mileage**	0
Useful Life	0	**Condition**		**Age of Equipment**	0

Financial Information

Total Project Cost	
Initial Cost	317,520.00
Maintenace/Cost of Operation	$0.00
Maintenance Cost Over 5 years	$0.00
TOTAL INVESTMENT	$317,520.00
Est Salvage Value of Asset	$0.00
EST INITIAL INVESTMENT	$317,520.00

Description of Expenditure

description

Justification Information

justification

MUNIS Financial Information

Funding Source	$317,520.00	Storm Sewer	2022
	$317,520.00		
Expenditure	$317,520.00	Finger Road - Superior to Challenger Reconstruction	2022
	$317,520.00		

How will this improve our service level and efficiency

efficiency

CIP-Expenditure

City Expenditure ID	732				
Expenditure Name	**TV Inspection of Sewers**			**City Project ID**	0
Expenditure Type	MAJ	**Expenditure Status**	ACTIVE		
Category	Roads	**Priority**	1		

Department Details

Department	Storm Sewer	**Department Head**	Steven Grenier	**Project Contact**	Matt Heckenlaible

Budget Information

Add/Replace		**Replacing Asset**		**Mileage**	0
Useful Life	0	**Condition**		**Age of Equipment**	0

Financial Information

Total Project Cost	
Initial Cost	90,000.00
Maintenace/Cost of Operation	$0.00
Maintenance Cost Over 5 years	$0.00
TOTAL INVESTMENT	$90,000.00
Est Salvage Value of Asset	$0.00
EST INITIAL INVESTMENT	$90,000.00

Description of Expenditure

description

Justification Information

justification

MUNIS Financial Information

Funding Source	$90,000.00	Fund Balance - Storm	2021
	$90,000.00		
Expenditure	$90,000.00	TV Inspection of Sewers	2021
	$90,000.00		

How will this improve our service level and efficiency

efficiency

CIP-Expenditure

City Expenditure ID	718				
Expenditure Name	**New Subdivisions**			**City Project ID**	0
Expenditure Type	MAJ	**Expenditure Status**	ACTIVE		
Category	Roads	**Priority**	1		

Department Details

Department	Storm Sewer	**Department Head**	Steven Grenier	**Project Contact**	James Brunette

Budget Information

Add/Replace		**Replacing Asset**		**Mileage**	0
Useful Life	0	**Condition**		**Age of Equipment**	0

Financial Information

Total Project Cost	
Initial Cost	5,000.00
Maintenace/Cost of Operation	$0.00
Maintenance Cost Over 5 years	$0.00
TOTAL INVESTMENT	$5,000.00
Est Salvage Value of Asset	$0.00
EST INITIAL INVESTMENT	$5,000.00

Description of Expenditure

description

Justification Information

justification

MUNIS Financial Information

Funding Source	$5,000.00	Fund Balance - Storm	2021
	$5,000.00		
Expenditure	$5,000.00	New Subdivisions	2021
	$5,000.00		

How will this improve our service level and efficiency

efficiency

CIP-Expenditure

City Expenditure ID	703				
Expenditure Name	**Resurfacing Program**			**City Project ID**	0
Expenditure Type	MAJ	**Expenditure Status**	ACTIVE		
Category	Roads	**Priority**	1		

Department Details

Department	Storm Sewer	**Department Head**	Steven Grenier	**Project Contact**	James Brunette

Budget Information

Add/Replace		**Replacing Asset**		**Mileage**	0
Useful Life	0	**Condition**		**Age of Equipment**	0

Financial Information

Total Project Cost	
Initial Cost	900,000.00
Maintenace/Cost of Operation	$0.00
Maintenance Cost Over 5 years	$0.00
TOTAL INVESTMENT	$900,000.00
Est Salvage Value of Asset	$0.00
EST INITIAL INVESTMENT	$900,000.00

Description of Expenditure

description

Justification Information

justification

MUNIS Financial Information

Funding Source	$900,000.00	Fund Balance - Storm	2021
	$900,000.00		
Expenditure	$900,000.00	Resurfacing Program	2021
	$900,000.00		

How will this improve our service level and efficiency

efficiency

CIP-Expenditure

City Expenditure ID	727				
Expenditure Name	**Sewer Repairs - Citywide**			**City Project ID**	0
Expenditure Type	MAJ	**Expenditure Status**	ACTIVE		
Category	Roads	**Priority**	1		

Department Details

Department	Storm Sewer	**Department Head**	Steven Grenier	**Project Contact**	Matt Heckenlaible

Budget Information

Add/Replace		**Replacing Asset**		**Mileage**	0
Useful Life	0	**Condition**		**Age of Equipment**	0

Financial Information

Total Project Cost	
Initial Cost	400,000.00
Maintenace/Cost of Operation	$0.00
Maintenance Cost Over 5 years	$0.00
TOTAL INVESTMENT	$400,000.00
Est Salvage Value of Asset	$0.00
EST INITIAL INVESTMENT	$400,000.00

Description of Expenditure

Description

Justification Information

Justification

MUNIS Financial Information

Funding Source	$400,000.00	Fund Balance - Storm	2021
	$400,000.00		
Expenditure	$400,000.00	Sewer Repairs - Citywide	2021
	$400,000.00		

How will this improve our service level and efficiency

Efficiency

CIP-Expenditure

City Expenditure ID	678				
Expenditure Name	**Main Street Flood Project - Design**			**City Project ID**	0
Expenditure Type	MAJ	**Expenditure Status**	ACTIVE		
Category	Flood	**Priority**	1		

Department Details

Department	Storm Sewer	**Department Head**	Steven Grenier	**Project Contact**	Matt Heckenlaible

Budget Information

Add/Replace		**Replacing Asset**		**Mileage**	0
Useful Life	0	**Condition**		**Age of Equipment**	0

Financial Information

Total Project Cost	
Initial Cost	100,000.00
Maintenace/Cost of Operation	$0.00
Maintenance Cost Over 5 years	$0.00
TOTAL INVESTMENT	$100,000.00
Est Salvage Value of Asset	$0.00
EST INITIAL INVESTMENT	$100,000.00

Description of Expenditure

description

Justification Information

Justification

MUNIS Financial Information

Funding Source	$100,000.00	Fund Balance - Storm	2021
	$100,000.00		
Expenditure	$100,000.00	Main Street Flood Project - Design	2021
	$100,000.00		

How will this improve our service level and efficiency

efficiency

CIP-Expenditure

City Expenditure ID	676				
Expenditure Name	**Gray Street South Reconstruction**			**City Project ID**	0
Expenditure Type	MAJ	**Expenditure Status**	ACTIVE		
Category	Roads	**Priority**	1		

Department Details

Department	Storm Sewer	**Department Head**	Steven Grenier	**Project Contact**	James Brunette

Budget Information

Add/Replace	Replace	**Replacing Asset**		**Mileage**	0
Useful Life	0	**Condition**		**Age of Equipment**	0

Financial Information

Total Project Cost	
Initial Cost	670,000.00
Maintenace/Cost of Operation	$0.00
Maintenance Cost Over 5 years	$0.00
TOTAL INVESTMENT	$670,000.00
Est Salvage Value of Asset	$0.00
EST INITIAL INVESTMENT	$670,000.00

Description of Expenditure

description

Justification Information

justification

MUNIS Financial Information

Funding Source	$670,000.00	Fund Balance - Storm	2021
	$670,000.00		
Expenditure	$670,000.00	Gray Street South Reconstruction	2021
	$670,000.00		

How will this improve our service level and efficiency

efficiency

CIP-Expenditure

City Expenditure ID	679				
Expenditure Name	**Main Street Flood Project - Real Estate Acquisition**			**City Project ID**	0
Expenditure Type	MAJ	**Expenditure Status**	ACTIVE		
Category	Flood	**Priority**	1		

Department Details

Department	Storm Sewer	**Department Head**	Steven Grenier	**Project Contact**	Matt Heckenlaible

Budget Information

Add/Replace		**Replacing Asset**		**Mileage**	0
Useful Life	0	**Condition**		**Age of Equipment**	0

Financial Information

Total Project Cost	
Initial Cost	1,600,000.00
Maintenace/Cost of Operation	$0.00
Maintenance Cost Over 5 years	$0.00
TOTAL INVESTMENT	$1,600,000.00
Est Salvage Value of Asset	$0.00
EST INITIAL INVESTMENT	$1,600,000.00

Description of Expenditure

description

Justification Information

justification

MUNIS Financial Information

Funding Source	$1,600,000.00	Fund Balance - Storm	2021
	$1,600,000.00		
Expenditure	$1,600,000.00	Main Street Flood Project - Real Estate Acquisition	2021
	$1,600,000.00		

How will this improve our service level and efficiency

efficiency

CIP-Expenditure

City Expenditure ID	680				
Expenditure Name	**Storm Water Facility Vegetation Maintenance**			**City Project ID**	0
Expenditure Type	MAJ	**Expenditure Status**	ACTIVE		
Category	Flood	**Priority**	1		

Department Details

Department	Storm Sewer	**Department Head**	Steven Grenier	**Project Contact**	Matt Heckenlaible

Budget Information

Add/Replace		**Replacing Asset**		**Mileage**	0
Useful Life	0	**Condition**		**Age of Equipment**	0

Financial Information

Total Project Cost	
Initial Cost	75,000.00
Maintenace/Cost of Operation	$0.00
Maintenance Cost Over 5 years	$0.00
TOTAL INVESTMENT	$75,000.00
Est Salvage Value of Asset	$0.00
EST INITIAL INVESTMENT	$75,000.00

Description of Expenditure

description

Justification Information

justification

MUNIS Financial Information

Funding Source	$75,000.00	Fund Balance - Storm	2021
	$75,000.00		
Expenditure	$75,000.00	Storm Water Facility Vegetation Maintenance	2021
	$75,000.00		

How will this improve our service level and efficiency

efficiency

CIP-Expenditure

City Expenditure ID	671				
Expenditure Name	**S. Maple Street Reconstruction**			**City Project ID**	0
Expenditure Type	MAJ	**Expenditure Status**	ACTIVE		
Category	Roads	**Priority**	1		

Department Details

Department	Storm Sewer	**Department Head**	Steven Grenier	**Project Contact**	Matt Heckenlaible

Budget Information

Add/Replace	Replace	**Replacing Asset**		**Mileage**	0
Useful Life	0	**Condition**		**Age of Equipment**	0

Financial Information

Total Project Cost	
Initial Cost	600,000.00
Maintenace/Cost of Operation	$0.00
Maintenance Cost Over 5 years	$0.00
TOTAL INVESTMENT	$600,000.00
Est Salvage Value of Asset	$0.00
EST INITIAL INVESTMENT	$600,000.00

Description of Expenditure

description

Justification Information

justification

MUNIS Financial Information

Funding Source	$600,000.00	Fund Balance - Storm	2021
	$600,000.00		
Expenditure	$600,000.00	S. Maple Street Reconstruction	2021
	$600,000.00		

How will this improve our service level and efficiency

efficiency

CIP-Expenditure

City Expenditure ID	674				
Expenditure Name	**Jackson Street Reconstruction**			**City Project ID**	0
Expenditure Type	MAJ	**Expenditure Status**	ACTIVE		
Category	Roads	**Priority**	1		

Department Details

Department	Storm Sewer	**Department Head**	Steven Grenier	**Project Contact**	Matt Heckenlaible

Budget Information

Add/Replace	Replace	**Replacing Asset**		**Mileage**	0
Useful Life	0	**Condition**		**Age of Equipment**	0

Financial Information

Total Project Cost	
Initial Cost	1,850,000.00
Maintenace/Cost of Operation	$0.00
Maintenance Cost Over 5 years	$0.00
TOTAL INVESTMENT	$1,850,000.00
Est Salvage Value of Asset	$0.00
EST INITIAL INVESTMENT	$1,850,000.00

Description of Expenditure

description

Justification Information

justification

MUNIS Financial Information

Funding Source	$1,850,000.00	Fund Balance - Storm	2021
	$1,850,000.00		
Expenditure	$1,850,000.00	Jackson Street Reconstruction	2021
	$1,850,000.00		

How will this improve our service level and efficiency

efficiency

CIP-Expenditure

City Expenditure ID	686				
Expenditure Name	**Street Sweeper Dewatering Basins**			**City Project ID**	0
Expenditure Type	MAJ	**Expenditure Status**	ACTIVE		
Category	Flood	**Priority**	1		

Department Details

Department	Storm Sewer	**Department Head**	Steven Grenier	**Project Contact**	Matt Heckenlaible

Budget Information

Add/Replace		**Replacing Asset**		**Mileage**	0
Useful Life	0	**Condition**		**Age of Equipment**	0

Financial Information

Total Project Cost	
Initial Cost	70,000.00
Maintenace/Cost of Operation	$0.00
Maintenance Cost Over 5 years	$0.00
TOTAL INVESTMENT	$70,000.00
Est Salvage Value of Asset	$0.00
EST INITIAL INVESTMENT	$70,000.00

Description of Expenditure

description

Justification Information

justification

MUNIS Financial Information

Funding Source	$70,000.00	Fund Balance - Storm	2021
	$70,000.00		
Expenditure	$70,000.00	Street Sweeper Dewatering Basins	2021
	$70,000.00		

How will this improve our service level and efficiency

efficiency

CIP-Expenditure

City Expenditure ID	659				
Expenditure Name	**Mini Storm Sewers - Citywide**			**City Project ID**	0
Expenditure Type	MAJ	**Expenditure Status**	ACTIVE		
Category	Roads	**Priority**	1		

Department Details

Department	Storm Sewer	**Department Head**	Steven Grenier	**Project Contact**	Matt Heckenlaible

Budget Information

Add/Replace		**Replacing Asset**		**Mileage**	0
Useful Life	0	**Condition**		**Age of Equipment**	0

Financial Information

Total Project Cost	
Initial Cost	650,000.00
Maintenace/Cost of Operation	$0.00
Maintenance Cost Over 5 years	$0.00
TOTAL INVESTMENT	$650,000.00
Est Salvage Value of Asset	$0.00
EST INITIAL INVESTMENT	$650,000.00

Description of Expenditure

Mini Storm Sewer

Justification Information

Mini Storm Sewer

MUNIS Financial Information

Funding Source	$650,000.00	Fund Balance - Storm	2021
	$650,000.00		
Expenditure	$650,000.00	Mini Storm Sewers - Citywide	2021
	$650,000.00		

How will this improve our service level and efficiency

Mini Storm Sewer

CIP-Expenditure

City Expenditure ID	914				
Expenditure Name	**Museum Place Storm Lift Station**			**City Project ID**	0
Expenditure Type	MAJ	**Expenditure Status**	ACTIVE		
Category	Roads	**Priority**	1		

Department Details

Department	Storm Sewer	**Department Head**	Steven Grenier	**Project Contact**	Matt Heckenlaible

Budget Information

Add/Replace	Replace	**Replacing Asset**		**Mileage**	0
Useful Life	0	**Condition**		**Age of Equipment**	0

Financial Information

Total Project Cost	
Initial Cost	250,000.00
Maintenace/Cost of Operation	$0.00
Maintenance Cost Over 5 years	$0.00
TOTAL INVESTMENT	$250,000.00
Est Salvage Value of Asset	$0.00
EST INITIAL INVESTMENT	$250,000.00

Description of Expenditure

description

Justification Information

justification

MUNIS Financial Information

Funding Source	$250,000.00	Fund Balance - Storm	2021
	$250,000.00		
Expenditure	$250,000.00	Museum Place Storm Lift Station	2021
	$250,000.00		

How will this improve our service level and efficiency

efficiency

CIP-Expenditure

City Expenditure ID	772				
Expenditure Name	**Harvey Street - Jackson to N. Webster Reconstruction**			**City Project ID**	0
Expenditure Type	MAJ	**Expenditure Status**	ACTIVE		
Category	Roads	**Priority**	1		

Department Details

Department	Storm Sewer	**Department Head**	Steven Grenier	**Project Contact**	James Brunette

Budget Information

Add/Replace		**Replacing Asset**		**Mileage**	0
Useful Life	0	**Condition**		**Age of Equipment**	0

Financial Information

Total Project Cost	
Initial Cost	221,400.00
Maintenace/Cost of Operation	$0.00
Maintenance Cost Over 5 years	$0.00
TOTAL INVESTMENT	$221,400.00
Est Salvage Value of Asset	$0.00
EST INITIAL INVESTMENT	$221,400.00

Description of Expenditure

description

Justification Information

justification

MUNIS Financial Information

Funding Source	$221,400.00	Storm Sewer	2022
	$221,400.00		
Expenditure	$221,400.00	Harvey Street - Jackson to N. Webster Reconstruction	2022
	$221,400.00		

How will this improve our service level and efficiency

efficiency

CIP-Expenditure

City Expenditure ID	795				
Expenditure Name	**Hinkle Street - N. Frontage Road to 400' S of Hutson Reconstruction**			**City Project ID**	0
Expenditure Type	MAJ	**Expenditure Status**	ACTIVE		
Category	Roads	**Priority**	1		

Department Details

Department	Storm Sewer	**Department Head**	Steven Grenier	**Project Contact**	James Brunette

Budget Information

Add/Replace		**Replacing Asset**		**Mileage**	0
Useful Life	0	**Condition**		**Age of Equipment**	0

Financial Information

Total Project Cost	
Initial Cost	354,400.00
Maintenace/Cost of Operation	$0.00
Maintenance Cost Over 5 years	$0.00
TOTAL INVESTMENT	$354,400.00
Est Salvage Value of Asset	$0.00
EST INITIAL INVESTMENT	$354,400.00

Description of Expenditure

description

Justification Information

justification

MUNIS Financial Information

Funding Source	$354,400.00	Storm Sewer	2023
	$354,400.00		
Expenditure	$354,400.00	Hinkle Street - N. Frontage Road to 400' S of Hutson Reconstruction	2023
	$354,400.00		

How will this improve our service level and efficiency

efficiency

CIP-Expenditure

City Expenditure ID	766				
Expenditure Name	**Howard Avenue - Ashland to Oakland Reconstruction**			**City Project ID**	0
Expenditure Type	MAJ	**Expenditure Status**	ACTIVE		
Category	Roads	**Priority**	1		

Department Details

Department	Storm Sewer	**Department Head**	Steven Grenier	**Project Contact**	James Brunette

Budget Information

Add/Replace		**Replacing Asset**		**Mileage**	0
Useful Life	0	**Condition**		**Age of Equipment**	0

Financial Information

Total Project Cost	
Initial Cost	885,000.00
Maintenace/Cost of Operation	$0.00
Maintenance Cost Over 5 years	$0.00
TOTAL INVESTMENT	$885,000.00
Est Salvage Value of Asset	$0.00
EST INITIAL INVESTMENT	$885,000.00

Description of Expenditure

description

Justification Information

justification

MUNIS Financial Information

Funding Source	$885,000.00	Storm Sewer	2022
	$885,000.00		
Expenditure	$885,000.00	Howard Avenue - Ashland to Oakland Reconstruction	2022
	$885,000.00		

How will this improve our service level and efficiency

efficiency

CIP-Expenditure

City Expenditure ID	832				
Expenditure Name	**Lawe Street - S Clay to Roosevelt Reconstruction**			**City Project ID**	0
Expenditure Type	MAJ	**Expenditure Status**	ACTIVE		
Category	Roads	**Priority**	1		

Department Details

Department	Storm Sewer	**Department Head**	Steven Grenier	**Project Contact**	James Brunette

Budget Information

Add/Replace		**Replacing Asset**		**Mileage**	0
Useful Life	0	**Condition**		**Age of Equipment**	0

Financial Information

Total Project Cost	
Initial Cost	225,200.00
Maintenace/Cost of Operation	$0.00
Maintenance Cost Over 5 years	$0.00
TOTAL INVESTMENT	$225,200.00
Est Salvage Value of Asset	$0.00
EST INITIAL INVESTMENT	$225,200.00

Description of Expenditure

description

Justification Information

justification

MUNIS Financial Information

Funding Source	$225,200.00	Storm Sewer	2025
	$225,200.00		
Expenditure	$225,200.00	Lawe Street - S Clay to Roosevelt Reconstruction	2025
	$225,200.00		

How will this improve our service level and efficiency

efficiency

CIP-Expenditure

City Expenditure ID	685				
Expenditure Name	**Main Street Flood Project - Construction**			**City Project ID**	0
Expenditure Type	MAJ	**Expenditure Status**	ACTIVE		
Category	Flood	**Priority**	1		

Department Details

Department	Storm Sewer	**Department Head**	Steven Grenier	**Project Contact**	Matt Heckenlaible

Budget Information

Add/Replace		**Replacing Asset**		**Mileage**	0
Useful Life	0	**Condition**		**Age of Equipment**	0

Financial Information

Total Project Cost	
Initial Cost	2,000,000.00
Maintenace/Cost of Operation	$0.00
Maintenance Cost Over 5 years	$0.00
TOTAL INVESTMENT	$2,000,000.00
Est Salvage Value of Asset	$0.00
EST INITIAL INVESTMENT	$2,000,000.00

Description of Expenditure

description

Justification Information

justification

MUNIS Financial Information

Funding Source	$2,000,000.00	Storm Sewer	2022
	$2,000,000.00		
Expenditure	$2,000,000.00	Main Street Flood Project - Construction	2022
	$2,000,000.00		

How will this improve our service level and efficiency

efficiency

CIP-Expenditure

City Expenditure ID	663				
Expenditure Name	**Mini Storm Sewers - Citywide**			**City Project ID**	0
Expenditure Type	MAJ	**Expenditure Status**	ACTIVE		
Category	Roads	**Priority**	1		

Department Details

Department	Storm Sewer	**Department Head**	Steven Grenier	**Project Contact**	Matt Heckenlaible

Budget Information

Add/Replace		**Replacing Asset**		**Mileage**	0
Useful Life	0	**Condition**		**Age of Equipment**	0

Financial Information

Total Project Cost	
Initial Cost	650,000.00
Maintenace/Cost of Operation	$0.00
Maintenance Cost Over 5 years	$0.00
TOTAL INVESTMENT	$650,000.00
Est Salvage Value of Asset	$0.00
EST INITIAL INVESTMENT	$650,000.00

Description of Expenditure

Mini Storm Sewer

Justification Information

Mini Storm Sewer

MUNIS Financial Information

Funding Source	$650,000.00	Storm Sewer	2025
	$650,000.00		
Expenditure	$650,000.00	Mini Storm Sewers - Citywide	2025
	$650,000.00		

How will this improve our service level and efficiency

Mini Storm Sewer

CIP-Expenditure

City Expenditure ID	660				
Expenditure Name	**Mini Storm Sewers - Citywide**			**City Project ID**	0
Expenditure Type	MAJ	**Expenditure Status**	ACTIVE		
Category	Roads	**Priority**	1		

Department Details

Department	Storm Sewer	**Department Head**	Steven Grenier	**Project Contact**	Matt Heckenlaible

Budget Information

Add/Replace		**Replacing Asset**		**Mileage**	0
Useful Life	0	**Condition**		**Age of Equipment**	0

Financial Information

Total Project Cost	
Initial Cost	650,000.00
Maintenace/Cost of Operation	$0.00
Maintenance Cost Over 5 years	$0.00
TOTAL INVESTMENT	$650,000.00
Est Salvage Value of Asset	$0.00
EST INITIAL INVESTMENT	$650,000.00

Description of Expenditure

Mini Storm Sewer

Justification Information

Mini Storm Sewer

MUNIS Financial Information

Funding Source	$650,000.00	Storm Sewer	2022
	$650,000.00		
Expenditure	$650,000.00	Mini Storm Sewers - Citywide	2022
	$650,000.00		

How will this improve our service level and efficiency

Mini Storm Sewer

CIP-Expenditure

City Expenditure ID	661				
Expenditure Name	**Mini Storm Sewers - Citywide**			**City Project ID**	0
Expenditure Type	MAJ	**Expenditure Status**	ACTIVE		
Category	Roads	**Priority**	1		

Department Details

Department	Storm Sewer	**Department Head**	Steven Grenier	**Project Contact**	Matt Heckenlaible

Budget Information

Add/Replace		**Replacing Asset**		**Mileage**	0
Useful Life	0	**Condition**		**Age of Equipment**	0

Financial Information

Total Project Cost	
Initial Cost	650,000.00
Maintenace/Cost of Operation	$0.00
Maintenance Cost Over 5 years	$0.00
TOTAL INVESTMENT	$650,000.00
Est Salvage Value of Asset	$0.00
EST INITIAL INVESTMENT	$650,000.00

Description of Expenditure

Mini Storm Sewer

Justification Information

Mini Storm Sewer

MUNIS Financial Information

Funding Source	$650,000.00	Storm Sewer	2023
	$650,000.00		
Expenditure	$650,000.00	Mini Storm Sewers - Citywide	2023
	$650,000.00		

How will this improve our service level and efficiency

Mini Storm Sewer

CIP-Expenditure

City Expenditure ID	662				
Expenditure Name	**Mini Storm Sewers - Citywide**			**City Project ID**	0
Expenditure Type	MAJ	**Expenditure Status**	ACTIVE		
Category	Roads	**Priority**	1		

Department Details

Department	Storm Sewer	**Department Head**	Steven Grenier	**Project Contact**	Matt Heckenlaible

Budget Information

Add/Replace		**Replacing Asset**		**Mileage**	0
Useful Life	0	**Condition**		**Age of Equipment**	0

Financial Information

Total Project Cost	
Initial Cost	650,000.00
Maintenace/Cost of Operation	$0.00
Maintenance Cost Over 5 years	$0.00
TOTAL INVESTMENT	$650,000.00
Est Salvage Value of Asset	$0.00
EST INITIAL INVESTMENT	$650,000.00

Description of Expenditure

Mini Storm Sewer

Justification Information

Mini Storm Sewer

MUNIS Financial Information

Funding Source	$650,000.00	Storm Sewer	2024
	$650,000.00		
Expenditure	$650,000.00	Mini Storm Sewers - Citywide	2024
	$650,000.00		

How will this improve our service level and efficiency

Mini Storm Sewer

CIP-Expenditure

City Expenditure ID	769				
Expenditure Name	**Oakland - Howard to Seymour Ct. Reconstruction**			**City Project ID**	0
Expenditure Type	MAJ	**Expenditure Status**	ACTIVE		
Category	Roads	**Priority**	1		

Department Details

Department	Storm Sewer	**Department Head**	Steven Grenier	**Project Contact**	James Brunette

Budget Information

Add/Replace		**Replacing Asset**		**Mileage**	0
Useful Life	0	**Condition**		**Age of Equipment**	0

Financial Information

Total Project Cost	
Initial Cost	207,360.00
Maintenace/Cost of Operation	$0.00
Maintenance Cost Over 5 years	$0.00
TOTAL INVESTMENT	$207,360.00
Est Salvage Value of Asset	$0.00
EST INITIAL INVESTMENT	$207,360.00

Description of Expenditure

description

Justification Information

justification

MUNIS Financial Information

Funding Source	$207,360.00	Storm Sewer	2022
	$207,360.00		
Expenditure	$207,360.00	Oakland - Howard to Seymour Ct. Reconstruction	2022
	$207,360.00		

How will this improve our service level and efficiency

efficiency

CIP-Expenditure

City Expenditure ID	826				
Expenditure Name	**Oregon - Oakland to Norwood Ave Reconstruction**			**City Project ID**	0
Expenditure Type	MAJ	**Expenditure Status**	ACTIVE		
Category	Roads	**Priority**	1		

Department Details

Department	Storm Sewer	**Department Head**	Steven Grenier	**Project Contact**	James Brunette

Budget Information

Add/Replace		**Replacing Asset**		**Mileage**	0
Useful Life	0	**Condition**		**Age of Equipment**	0

Financial Information

Total Project Cost	
Initial Cost	156,600.00
Maintenace/Cost of Operation	$0.00
Maintenance Cost Over 5 years	$0.00
TOTAL INVESTMENT	$156,600.00
Est Salvage Value of Asset	$0.00
EST INITIAL INVESTMENT	$156,600.00

Description of Expenditure

description

Justification Information

justification

MUNIS Financial Information

Funding Source	$156,600.00	Storm Sewer	2025
	$156,600.00		
Expenditure	$156,600.00	Oregon - Oakland to Norwood Ave Reconstruction	2025
	$156,600.00		

How will this improve our service level and efficiency

efficiency

CIP-Expenditure

City Expenditure ID	789				
Expenditure Name	**Oxford - Dousman to Reed Reconstruction**			**City Project ID**	0
Expenditure Type	MAJ	**Expenditure Status**	ACTIVE		
Category	Roads	**Priority**	1		

Department Details

Department	Storm Sewer	**Department Head**	Steven Grenier	**Project Contact**	James Brunette

Budget Information

Add/Replace		**Replacing Asset**		**Mileage**	0
Useful Life	0	**Condition**		**Age of Equipment**	0

Financial Information

Total Project Cost	
Initial Cost	171,200.00
Maintenace/Cost of Operation	$0.00
Maintenance Cost Over 5 years	$0.00
TOTAL INVESTMENT	$171,200.00
Est Salvage Value of Asset	$0.00
EST INITIAL INVESTMENT	$171,200.00

Description of Expenditure

description

Justification Information

justification

MUNIS Financial Information

Funding Source	$171,200.00	Storm Sewer	2023
	$171,200.00		
Expenditure	$171,200.00	Oxford - Dousman to Reed Reconstruction	2023
	$171,200.00		

How will this improve our service level and efficiency

efficiency

CIP-Expenditure

City Expenditure ID	828				
Expenditure Name	**Porlier Street - Clay to Irwin Reconstruction**			**City Project ID**	0
Expenditure Type	MAJ	**Expenditure Status**	ACTIVE		
Category	Roads	**Priority**	1		

Department Details

Department	Storm Sewer	**Department Head**	Steven Grenier	**Project Contact**	James Brunette

Budget Information

Add/Replace		**Replacing Asset**		**Mileage**	0
Useful Life	0	**Condition**		**Age of Equipment**	0

Financial Information

Total Project Cost	
Initial Cost	447,120.00
Maintenace/Cost of Operation	$0.00
Maintenance Cost Over 5 years	$0.00
TOTAL INVESTMENT	$447,120.00
Est Salvage Value of Asset	$0.00
EST INITIAL INVESTMENT	$447,120.00

Description of Expenditure

description

Justification Information

justification

MUNIS Financial Information

Funding Source	$447,120.00	Storm Sewer	2025
	$447,120.00		
Expenditure	$447,120.00	Porlier Street - Clay to Irwin Reconstruction	2025
	$447,120.00		

How will this improve our service level and efficiency

efficiency

CIP-Expenditure

City Expenditure ID	792				
Expenditure Name	**Reed - Oxford to Allard Reconstruction**			**City Project ID**	0
Expenditure Type	MAJ	**Expenditure Status**	ACTIVE		
Category	Roads	**Priority**	1		

Department Details

Department	Storm Sewer	**Department Head**	Steven Grenier	**Project Contact**	James Brunette

Budget Information

Add/Replace		**Replacing Asset**		**Mileage**	0
Useful Life	0	**Condition**		**Age of Equipment**	0

Financial Information

Total Project Cost	
Initial Cost	102,400.00
Maintenace/Cost of Operation	$0.00
Maintenance Cost Over 5 years	$0.00
TOTAL INVESTMENT	$102,400.00
Est Salvage Value of Asset	$0.00
EST INITIAL INVESTMENT	$102,400.00

Description of Expenditure

description

Justification Information

justification

MUNIS Financial Information

Funding Source	$102,400.00	Storm Sewer	2023
	$102,400.00		
Expenditure	$102,400.00	Reed - Oxford to Allard Reconstruction	2023
	$102,400.00		

How will this improve our service level and efficiency

efficiency

CIP-Expenditure

City Expenditure ID	705				
Expenditure Name	**Resurfacing Program**			**City Project ID**	0
Expenditure Type	MAJ	**Expenditure Status**	ACTIVE		
Category	Roads	**Priority**	1		

Department Details

Department	Storm Sewer	**Department Head**	Steven Grenier	**Project Contact**	James Brunette

Budget Information

Add/Replace		**Replacing Asset**		**Mileage**	0
Useful Life	0	**Condition**		**Age of Equipment**	0

Financial Information

Total Project Cost	
Initial Cost	900,000.00
Maintenace/Cost of Operation	$0.00
Maintenance Cost Over 5 years	$0.00
TOTAL INVESTMENT	$900,000.00
Est Salvage Value of Asset	$0.00
EST INITIAL INVESTMENT	$900,000.00

Description of Expenditure

description

Justification Information

justification

MUNIS Financial Information

Funding Source	$900,000.00	Storm Sewer	2023
	$900,000.00		
Expenditure	$900,000.00	Resurfacing Program	2023
	$900,000.00		

How will this improve our service level and efficiency

efficiency

CIP-Expenditure

City Expenditure ID	706				
Expenditure Name	**Resurfacing Program**			**City Project ID**	0
Expenditure Type	MAJ	**Expenditure Status**	ACTIVE		
Category	Roads	**Priority**	1		

Department Details

Department	Storm Sewer	**Department Head**	Steven Grenier	**Project Contact**	James Brunette

Budget Information

Add/Replace		**Replacing Asset**		**Mileage**	0
Useful Life	0	**Condition**		**Age of Equipment**	0

Financial Information

Total Project Cost	
Initial Cost	900,000.00
Maintenace/Cost of Operation	$0.00
Maintenance Cost Over 5 years	$0.00
TOTAL INVESTMENT	$900,000.00
Est Salvage Value of Asset	$0.00
EST INITIAL INVESTMENT	$900,000.00

Description of Expenditure

description

Justification Information

justification

MUNIS Financial Information

Funding Source	$900,000.00	Storm Sewer	2024
	$900,000.00		
Expenditure	$900,000.00	Resurfacing Program	2024
	$900,000.00		

How will this improve our service level and efficiency

efficiency

CIP-Expenditure

City Expenditure ID	704				
Expenditure Name	**Resurfacing Program**			**City Project ID**	0
Expenditure Type	MAJ	**Expenditure Status**	ACTIVE		
Category	Roads	**Priority**	1		

Department Details

Department	Storm Sewer	**Department Head**	Steven Grenier	**Project Contact**	James Brunette

Budget Information

Add/Replace		**Replacing Asset**		**Mileage**	0
Useful Life	0	**Condition**		**Age of Equipment**	0

Financial Information

Total Project Cost	
Initial Cost	900,000.00
Maintenace/Cost of Operation	$0.00
Maintenance Cost Over 5 years	$0.00
TOTAL INVESTMENT	$900,000.00
Est Salvage Value of Asset	$0.00
EST INITIAL INVESTMENT	$900,000.00

Description of Expenditure

description

Justification Information

justification

MUNIS Financial Information

Funding Source	$900,000.00	Storm Sewer	2022
	$900,000.00		
Expenditure	$900,000.00	Resurfacing Program	2022
	$900,000.00		

How will this improve our service level and efficiency

efficiency

CIP-Expenditure

City Expenditure ID	707				
Expenditure Name	**Resurfacing Program**			**City Project ID**	0
Expenditure Type	MAJ	**Expenditure Status**	ACTIVE		
Category	Roads	**Priority**	1		

Department Details

Department	Storm Sewer	**Department Head**	Steven Grenier	**Project Contact**	James Brunette

Budget Information

Add/Replace		**Replacing Asset**		**Mileage**	0
Useful Life	0	**Condition**		**Age of Equipment**	0

Financial Information

Total Project Cost	
Initial Cost	900,000.00
Maintenace/Cost of Operation	$0.00
Maintenance Cost Over 5 years	$0.00
TOTAL INVESTMENT	$900,000.00
Est Salvage Value of Asset	$0.00
EST INITIAL INVESTMENT	$900,000.00

Description of Expenditure

description

Justification Information

justification

MUNIS Financial Information

Funding Source	$900,000.00	Storm Sewer	2025
	$900,000.00		
Expenditure	$900,000.00	Resurfacing Program	2025
	$900,000.00		

How will this improve our service level and efficiency

efficiency

CIP-Expenditure

City Expenditure ID	754				
Expenditure Name	**Roosevelt - Main to Stuart Reconstruction**			**City Project ID**	0
Expenditure Type	MAJ	**Expenditure Status**	ACTIVE		
Category	Roads	**Priority**	1		

Department Details

Department	Storm Sewer	**Department Head**	Steven Grenier	**Project Contact**	James Brunette

Budget Information

Add/Replace		**Replacing Asset**		**Mileage**	0
Useful Life	0	**Condition**		**Age of Equipment**	0

Financial Information

Total Project Cost	
Initial Cost	576,450.00
Maintenace/Cost of Operation	$0.00
Maintenance Cost Over 5 years	$0.00
TOTAL INVESTMENT	$576,450.00
Est Salvage Value of Asset	$0.00
EST INITIAL INVESTMENT	$576,450.00

Description of Expenditure

description

Justification Information

justification

MUNIS Financial Information

Funding Source	$576,450.00	Storm Sewer	2022
	$576,450.00		
Expenditure	$576,450.00	Roosevelt - Main to Stuart Reconstruction	2022
	$576,450.00		

How will this improve our service level and efficiency

efficiency

CIP-Expenditure

City Expenditure ID	835				
Expenditure Name	**S Maple - Third Street to Sixth Street Reconstruction**			**City Project ID**	0
Expenditure Type	MAJ	**Expenditure Status**	ACTIVE		
Category	Roads	**Priority**	1		

Department Details

Department	Storm Sewer	**Department Head**	Steven Grenier	**Project Contact**	James Brunette

Budget Information

Add/Replace		**Replacing Asset**		**Mileage**	0
Useful Life	0	**Condition**		**Age of Equipment**	0

Financial Information

Total Project Cost	
Initial Cost	312,000.00
Maintenace/Cost of Operation	$0.00
Maintenance Cost Over 5 years	$0.00
TOTAL INVESTMENT	$312,000.00
Est Salvage Value of Asset	$0.00
EST INITIAL INVESTMENT	$312,000.00

Description of Expenditure

description

Justification Information

justification

MUNIS Financial Information

Funding Source	$312,000.00	Storm Sewer	2025
	$312,000.00		
Expenditure	$312,000.00	S Maple - Third Street to Sixth Street Reconstruction	2025
	$312,000.00		

How will this improve our service level and efficiency

efficiency

CIP-Expenditure

City Expenditure ID	811				
Expenditure Name	**S Roosevelt - Grignon to Eliza Reconstruction**			**City Project ID**	0
Expenditure Type	MAJ	**Expenditure Status**	ACTIVE		
Category	Roads	**Priority**	1		

Department Details

Department	Storm Sewer	**Department Head**	Steven Grenier	**Project Contact**	James Brunette

Budget Information

Add/Replace		**Replacing Asset**		**Mileage**	0
Useful Life	0	**Condition**		**Age of Equipment**	0

Financial Information

Total Project Cost	
Initial Cost	285,000.00
Maintenace/Cost of Operation	$0.00
Maintenance Cost Over 5 years	$0.00
TOTAL INVESTMENT	$285,000.00
Est Salvage Value of Asset	$0.00
EST INITIAL INVESTMENT	$285,000.00

Description of Expenditure

description

Justification Information

justification

MUNIS Financial Information

Funding Source	$285,000.00	Storm Sewer	2024
	$285,000.00		
Expenditure	$285,000.00	S Roosevelt - Grignon to Eliza Reconstruction	2024
	$285,000.00		

How will this improve our service level and efficiency

efficiency

CIP-Expenditure

City Expenditure ID	838				
Expenditure Name	**S Van Buren - Eliza to Grignon Reconstruction**			**City Project ID**	0
Expenditure Type	MAJ	**Expenditure Status**	ACTIVE		
Category	Roads	**Priority**	1		

Department Details

Department	Storm Sewer	**Department Head**	Steven Grenier	**Project Contact**	James Brunette

Budget Information

Add/Replace		**Replacing Asset**		**Mileage**	0
Useful Life	0	**Condition**		**Age of Equipment**	0

Financial Information

Total Project Cost	
Initial Cost	292,100.00
Maintenace/Cost of Operation	$0.00
Maintenance Cost Over 5 years	$0.00
TOTAL INVESTMENT	$292,100.00
Est Salvage Value of Asset	$0.00
EST INITIAL INVESTMENT	$292,100.00

Description of Expenditure

description

Justification Information

justification

MUNIS Financial Information

Funding Source	$292,100.00	Storm Sewer	2025
	$292,100.00		
Expenditure	$292,100.00	S Van Buren - Eliza to Grignon Reconstruction	2025
	$292,100.00		

How will this improve our service level and efficiency

efficiency

CIP-Expenditure

City Expenditure ID	751				
Expenditure Name	**S. Van Buren - E. Mason to Stuart Reconstruction**			**City Project ID**	0
Expenditure Type	MAJ	**Expenditure Status**	ACTIVE		
Category	Roads	**Priority**	1		

Department Details

Department	Storm Sewer	**Department Head**	Steven Grenier	**Project Contact**	James Brunette

Budget Information

Add/Replace		**Replacing Asset**		**Mileage**	0
Useful Life	0	**Condition**		**Age of Equipment**	0

Financial Information

Total Project Cost	
Initial Cost	384,000.00
Maintenace/Cost of Operation	$0.00
Maintenance Cost Over 5 years	$0.00
TOTAL INVESTMENT	$384,000.00
Est Salvage Value of Asset	$0.00
EST INITIAL INVESTMENT	$384,000.00

Description of Expenditure

description

Justification Information

justification

MUNIS Financial Information

Funding Source	$384,000.00	Storm Sewer	2022
	$384,000.00		
Expenditure	$384,000.00	S. Van Buren - E. Mason to Stuart Reconstruction	2022
	$384,000.00		

How will this improve our service level and efficiency

efficiency

CIP-Expenditure

City Expenditure ID	798				
Expenditure Name	**School Place - 13th to Oak Reconstruction**			**City Project ID**	0
Expenditure Type	MAJ	**Expenditure Status**	ACTIVE		
Category	Roads	**Priority**	1		

Department Details

Department	Storm Sewer	**Department Head**	Steven Grenier	**Project Contact**	James Brunette

Budget Information

Add/Replace		**Replacing Asset**		**Mileage**	0
Useful Life	0	**Condition**		**Age of Equipment**	0

Financial Information

Total Project Cost	
Initial Cost	288,400.00
Maintenace/Cost of Operation	$0.00
Maintenance Cost Over 5 years	$0.00
TOTAL INVESTMENT	$288,400.00
Est Salvage Value of Asset	$0.00
EST INITIAL INVESTMENT	$288,400.00

Description of Expenditure

description

Justification Information

justification

MUNIS Financial Information

Funding Source	$288,400.00	Storm Sewer	2023
	$288,400.00		
Expenditure	$288,400.00	School Place - 13th to Oak Reconstruction	2023
	$288,400.00		

How will this improve our service level and efficiency

efficiency

CIP-Expenditure

City Expenditure ID	763				
Expenditure Name	**School Place - S. Ashland to W. Cul-de-sac Reconstruction**			**City Project ID**	0
Expenditure Type	MAJ	**Expenditure Status**	ACTIVE		
Category	Roads	**Priority**	1		

Department Details

Department	Storm Sewer	**Department Head**	Steven Grenier	**Project Contact**	James Brunette

Budget Information

Add/Replace		**Replacing Asset**		**Mileage**	0
Useful Life	0	**Condition**		**Age of Equipment**	0

Financial Information

Total Project Cost	
Initial Cost	278,400.00
Maintenace/Cost of Operation	$0.00
Maintenance Cost Over 5 years	$0.00
TOTAL INVESTMENT	$278,400.00
Est Salvage Value of Asset	$0.00
EST INITIAL INVESTMENT	$278,400.00

Description of Expenditure

description

Justification Information

justification

MUNIS Financial Information

Funding Source	$278,400.00	Storm Sewer	2022
	$278,400.00		
Expenditure	$278,400.00	School Place - S. Ashland to W. Cul-de-sac Reconstruction	2022
	$278,400.00		

How will this improve our service level and efficiency

efficiency

CIP-Expenditure

City Expenditure ID	731				
Expenditure Name	**Sewer Repairs - Citywide**			**City Project ID**	0
Expenditure Type	MAJ	**Expenditure Status**	ACTIVE		
Category	Roads	**Priority**	1		

Department Details

Department	Storm Sewer	**Department Head**	Steven Grenier	**Project Contact**	Matt Heckenlaible

Budget Information

Add/Replace		**Replacing Asset**		**Mileage**	0
Useful Life	0	**Condition**		**Age of Equipment**	0

Financial Information

Total Project Cost	
Initial Cost	400,000.00
Maintenace/Cost of Operation	$0.00
Maintenance Cost Over 5 years	$0.00
TOTAL INVESTMENT	$400,000.00
Est Salvage Value of Asset	$0.00
EST INITIAL INVESTMENT	$400,000.00

Description of Expenditure

Description

Justification Information

Justification

MUNIS Financial Information

Funding Source	$400,000.00	Storm Sewer	2025
	$400,000.00		
Expenditure	$400,000.00	Sewer Repairs - Citywide	2025
	$400,000.00		

How will this improve our service level and efficiency

Efficiency

CIP-Expenditure

City Expenditure ID	728				
Expenditure Name	**Sewer Repairs - Citywide**			**City Project ID**	0
Expenditure Type	MAJ	**Expenditure Status**	ACTIVE		
Category	Roads	**Priority**	1		

Department Details

Department	Storm Sewer	**Department Head**	Steven Grenier	**Project Contact**	Matt Heckenlaible

Budget Information

Add/Replace		**Replacing Asset**		**Mileage**	0
Useful Life	0	**Condition**		**Age of Equipment**	0

Financial Information

Total Project Cost	
Initial Cost	400,000.00
Maintenace/Cost of Operation	$0.00
Maintenance Cost Over 5 years	$0.00
TOTAL INVESTMENT	$400,000.00
Est Salvage Value of Asset	$0.00
EST INITIAL INVESTMENT	$400,000.00

Description of Expenditure

Description

Justification Information

Justification

MUNIS Financial Information

Funding Source	$400,000.00	Storm Sewer	2022
	$400,000.00		
Expenditure	$400,000.00	Sewer Repairs - Citywide	2022
	$400,000.00		

How will this improve our service level and efficiency

Efficiency

CIP-Expenditure

City Expenditure ID	729				
Expenditure Name	**Sewer Repairs - Citywide**			**City Project ID**	0
Expenditure Type	MAJ	**Expenditure Status**	ACTIVE		
Category	Roads	**Priority**	1		

Department Details

Department	Storm Sewer	**Department Head**	Steven Grenier	**Project Contact**	Matt Heckenlaible

Budget Information

Add/Replace		**Replacing Asset**		**Mileage**	0
Useful Life	0	**Condition**		**Age of Equipment**	0

Financial Information

Total Project Cost	
Initial Cost	400,000.00
Maintenace/Cost of Operation	$0.00
Maintenance Cost Over 5 years	$0.00
TOTAL INVESTMENT	$400,000.00
Est Salvage Value of Asset	$0.00
EST INITIAL INVESTMENT	$400,000.00

Description of Expenditure

Description

Justification Information

Justification

MUNIS Financial Information

Funding Source	$400,000.00	Storm Sewer	2023
	$400,000.00		
Expenditure	$400,000.00	Sewer Repairs - Citywide	2023
	$400,000.00		

How will this improve our service level and efficiency

Efficiency

CIP-Expenditure

City Expenditure ID	730				
Expenditure Name	**Sewer Repairs - Citywide**			**City Project ID**	0
Expenditure Type	MAJ	**Expenditure Status**	ACTIVE		
Category	Roads	**Priority**	1		

Department Details

Department	Storm Sewer	**Department Head**	Steven Grenier	**Project Contact**	Matt Heckenlaible

Budget Information

Add/Replace		**Replacing Asset**		**Mileage**	0
Useful Life	0	**Condition**		**Age of Equipment**	0

Financial Information

Total Project Cost	
Initial Cost	400,000.00
Maintenace/Cost of Operation	$0.00
Maintenance Cost Over 5 years	$0.00
TOTAL INVESTMENT	$400,000.00
Est Salvage Value of Asset	$0.00
EST INITIAL INVESTMENT	$400,000.00

Description of Expenditure

Description

Justification Information

Justification

MUNIS Financial Information

Funding Source	$400,000.00	Storm Sewer	2024
	$400,000.00		
Expenditure	$400,000.00	Sewer Repairs - Citywide	2024
	$400,000.00		

How will this improve our service level and efficiency

Efficiency

CIP-Expenditure

City Expenditure ID	690				
Expenditure Name	**Seymour Park East Stormwater Facility - Construction**			**City Project ID**	0
Expenditure Type	MAJ	**Expenditure Status**	ACTIVE		
Category	Flood	**Priority**	1		

Department Details

Department	Storm Sewer	**Department Head**	Steven Grenier	**Project Contact**	Matt Heckenlaible

Budget Information

Add/Replace		**Replacing Asset**		**Mileage**	0
Useful Life	0	**Condition**		**Age of Equipment**	0

Financial Information

Total Project Cost	
Initial Cost	1,000,000.00
Maintenace/Cost of Operation	$0.00
Maintenance Cost Over 5 years	$0.00
TOTAL INVESTMENT	$1,000,000.00
Est Salvage Value of Asset	$0.00
EST INITIAL INVESTMENT	$1,000,000.00

Description of Expenditure

description

Justification Information

justification

MUNIS Financial Information

Funding Source	$1,000,000.00	Storm Sewer	2022
	$1,000,000.00		
Expenditure	$1,000,000.00	Seymour Park East Stormwater Facility - Construction	2022
	$1,000,000.00		

How will this improve our service level and efficiency

efficiency

CIP-Expenditure

City Expenditure ID	691				
Expenditure Name	**Seymour Park West Stormwater Facility - Construction**			**City Project ID**	0
Expenditure Type	MAJ	**Expenditure Status**	ACTIVE		
Category	Flood	**Priority**	1		

Department Details

Department	Storm Sewer	**Department Head**	Steven Grenier	**Project Contact**	Matt Heckenlaible

Budget Information

Add/Replace		**Replacing Asset**		**Mileage**	0
Useful Life	0	**Condition**		**Age of Equipment**	0

Financial Information

Total Project Cost	
Initial Cost	1,500,000.00
Maintenace/Cost of Operation	$0.00
Maintenance Cost Over 5 years	$0.00
TOTAL INVESTMENT	$1,500,000.00
Est Salvage Value of Asset	$0.00
EST INITIAL INVESTMENT	$1,500,000.00

Description of Expenditure

description

Justification Information

justification

MUNIS Financial Information

Funding Source	$1,500,000.00	Storm Sewer	2022
	$1,500,000.00		
Expenditure	$1,500,000.00	Seymour Park West Stormwater Facility - Construction	2022
	$1,500,000.00		

How will this improve our service level and efficiency

efficiency

CIP-Expenditure

City Expenditure ID	776				
Expenditure Name	**Spring Street - Madison to Monroe Reconstruction**			**City Project ID**	0
Expenditure Type	MAJ	**Expenditure Status**	ACTIVE		
Category	Roads	**Priority**	1		

Department Details

Department	Storm Sewer	**Department Head**	Steven Grenier	**Project Contact**	James Brunette

Budget Information

Add/Replace		**Replacing Asset**		**Mileage**	0
Useful Life	0	**Condition**		**Age of Equipment**	0

Financial Information

Total Project Cost	
Initial Cost	110,700.00
Maintenace/Cost of Operation	$0.00
Maintenance Cost Over 5 years	$0.00
TOTAL INVESTMENT	$110,700.00
Est Salvage Value of Asset	$0.00
EST INITIAL INVESTMENT	$110,700.00

Description of Expenditure

description

Justification Information

justification

MUNIS Financial Information

Funding Source	$110,700.00	Storm Sewer	2023
	$110,700.00		
Expenditure	$110,700.00	Spring Street - Madison to Monroe Reconstruction	2023
	$110,700.00		

How will this improve our service level and efficiency

efficiency

CIP-Expenditure

City Expenditure ID	782				
Expenditure Name	**Woodlawn - Shawano to Dousman Reconstruction**			**City Project ID**	0
Expenditure Type	MAJ	**Expenditure Status**	ACTIVE		
Category	Roads	**Priority**	1		

Department Details

Department	Storm Sewer	**Department Head**	Steven Grenier	**Project Contact**	James Brunette

Budget Information

Add/Replace		**Replacing Asset**		**Mileage**	0
Useful Life	0	**Condition**		**Age of Equipment**	0

Financial Information

Total Project Cost	
Initial Cost	287,600.00
Maintenace/Cost of Operation	$0.00
Maintenance Cost Over 5 years	$0.00
TOTAL INVESTMENT	$287,600.00
Est Salvage Value of Asset	$0.00
EST INITIAL INVESTMENT	$287,600.00

Description of Expenditure

description

Justification Information

justification

MUNIS Financial Information

Funding Source	$287,600.00	Storm Sewer	2023
	$287,600.00		
Expenditure	$287,600.00	Woodlawn - Shawano to Dousman Reconstruction	2023
	$287,600.00		

How will this improve our service level and efficiency

efficiency

CIP-Expenditure

City Expenditure ID	737				
Expenditure Name	**TV Inspection of Sewers**			**City Project ID**	0
Expenditure Type	MAJ	**Expenditure Status**	ACTIVE		
Category	Roads	**Priority**	1		

Department Details

Department	Storm Sewer	**Department Head**	Steven Grenier	**Project Contact**	Matt Heckenlaible

Budget Information

Add/Replace		**Replacing Asset**		**Mileage**	0
Useful Life	0	**Condition**		**Age of Equipment**	0

Financial Information

Total Project Cost	
Initial Cost	90,000.00
Maintenace/Cost of Operation	$0.00
Maintenance Cost Over 5 years	$0.00
TOTAL INVESTMENT	$90,000.00
Est Salvage Value of Asset	$0.00
EST INITIAL INVESTMENT	$90,000.00

Description of Expenditure

description

Justification Information

justification

MUNIS Financial Information

Funding Source	$90,000.00	Storm Sewer	2022
	$90,000.00		
Expenditure	$90,000.00	TV Inspection of Sewers	2022
	$90,000.00		

How will this improve our service level and efficiency

efficiency

CIP-Expenditure

City Expenditure ID	738				
Expenditure Name	**TV Inspection of Sewers**			**City Project ID**	0
Expenditure Type	MAJ	**Expenditure Status**	ACTIVE		
Category	Roads	**Priority**	1		

Department Details

Department	Storm Sewer	**Department Head**	Steven Grenier	**Project Contact**	Matt Heckenlaible

Budget Information

Add/Replace		**Replacing Asset**		**Mileage**	0
Useful Life	0	**Condition**		**Age of Equipment**	0

Financial Information

Total Project Cost	
Initial Cost	90,000.00
Maintenace/Cost of Operation	$0.00
Maintenance Cost Over 5 years	$0.00
TOTAL INVESTMENT	$90,000.00
Est Salvage Value of Asset	$0.00
EST INITIAL INVESTMENT	$90,000.00

Description of Expenditure

description

Justification Information

justification

MUNIS Financial Information

Funding Source	$90,000.00	Storm Sewer	2023
	$90,000.00		
Expenditure	$90,000.00	TV Inspection of Sewers	2023
	$90,000.00		

How will this improve our service level and efficiency

efficiency

CIP-Expenditure

City Expenditure ID	739				
Expenditure Name	**TV Inspection of Sewers**			**City Project ID**	0
Expenditure Type	MAJ	**Expenditure Status**	ACTIVE		
Category	Roads	**Priority**	1		

Department Details

Department	Storm Sewer	**Department Head**	Steven Grenier	**Project Contact**	Matt Heckenlaible

Budget Information

Add/Replace		**Replacing Asset**		**Mileage**	0
Useful Life	0	**Condition**		**Age of Equipment**	0

Financial Information

Total Project Cost	
Initial Cost	90,000.00
Maintenace/Cost of Operation	$0.00
Maintenance Cost Over 5 years	$0.00
TOTAL INVESTMENT	$90,000.00
Est Salvage Value of Asset	$0.00
EST INITIAL INVESTMENT	$90,000.00

Description of Expenditure

description

Justification Information

justification

MUNIS Financial Information

Funding Source	$90,000.00	Storm Sewer	2024
	$90,000.00		
Expenditure	$90,000.00	TV Inspection of Sewers	2024
	$90,000.00		

How will this improve our service level and efficiency

efficiency

CIP-Expenditure

City Expenditure ID	740				
Expenditure Name	**TV Inspection of Sewers**			**City Project ID**	0
Expenditure Type	MAJ	**Expenditure Status**	ACTIVE		
Category	Roads	**Priority**	1		

Department Details

Department	Storm Sewer	**Department Head**	Steven Grenier	**Project Contact**	Matt Heckenlaible

Budget Information

Add/Replace		**Replacing Asset**		**Mileage**	0
Useful Life	0	**Condition**		**Age of Equipment**	0

Financial Information

Total Project Cost	
Initial Cost	90,000.00
Maintenace/Cost of Operation	$0.00
Maintenance Cost Over 5 years	$0.00
TOTAL INVESTMENT	$90,000.00
Est Salvage Value of Asset	$0.00
EST INITIAL INVESTMENT	$90,000.00

Description of Expenditure

description

Justification Information

justification

MUNIS Financial Information

Funding Source	$90,000.00	Storm Sewer	2025
	$90,000.00		
Expenditure	$90,000.00	TV Inspection of Sewers	2025
	$90,000.00		

How will this improve our service level and efficiency

efficiency

CIP-Expenditure

City Expenditure ID	692				
Expenditure Name	**Van Beek Stormwater Facility - Construction**			**City Project ID**	0
Expenditure Type	MAJ	**Expenditure Status**	ACTIVE		
Category	Flood	**Priority**	1		

Department Details

Department	Storm Sewer	**Department Head**	Steven Grenier	**Project Contact**	Matt Heckenlaible

Budget Information

Add/Replace		**Replacing Asset**		**Mileage**	0
Useful Life	0	**Condition**		**Age of Equipment**	0

Financial Information

Total Project Cost	
Initial Cost	1,600,000.00
Maintenace/Cost of Operation	$0.00
Maintenance Cost Over 5 years	$0.00
TOTAL INVESTMENT	$1,600,000.00
Est Salvage Value of Asset	$0.00
EST INITIAL INVESTMENT	$1,600,000.00

Description of Expenditure

description

Justification Information

justification

MUNIS Financial Information

Funding Source	$1,600,000.00	Storm Sewer	2023
	$1,600,000.00		
Expenditure	$1,600,000.00	Van Beek Stormwater Facility - Construction	2023
	$1,600,000.00		

How will this improve our service level and efficiency

efficiency

CIP-Expenditure

City Expenditure ID	683				
Expenditure Name	**Storm Water Facility Vegetation Maintenance**			**City Project ID**	0
Expenditure Type	MAJ	**Expenditure Status**	ACTIVE		
Category	Flood	**Priority**	1		

Department Details

Department	Storm Sewer	**Department Head**	Steven Grenier	**Project Contact**	Matt Heckenlaible

Budget Information

Add/Replace		**Replacing Asset**		**Mileage**	0
Useful Life	0	**Condition**		**Age of Equipment**	0

Financial Information

Total Project Cost	
Initial Cost	75,000.00
Maintenace/Cost of Operation	$0.00
Maintenance Cost Over 5 years	$0.00
TOTAL INVESTMENT	$75,000.00
Est Salvage Value of Asset	$0.00
EST INITIAL INVESTMENT	$75,000.00

Description of Expenditure

description

Justification Information

justification

MUNIS Financial Information

Funding Source	$75,000.00	Storm Sewer	2024
	$75,000.00		
Expenditure	$75,000.00	Storm Water Facility Vegetation Maintenance	2024
	$75,000.00		

How will this improve our service level and efficiency

efficiency

CIP-Expenditure

City Expenditure ID	684				
Expenditure Name	**Storm Water Facility Vegetation Maintenance**			**City Project ID**	0
Expenditure Type	MAJ	**Expenditure Status**	ACTIVE		
Category	Flood	**Priority**	1		

Department Details

Department	Storm Sewer	**Department Head**	Steven Grenier	**Project Contact**	Matt Heckenlaible

Budget Information

Add/Replace		**Replacing Asset**		**Mileage**	0
Useful Life	0	**Condition**		**Age of Equipment**	0

Financial Information

Total Project Cost	
Initial Cost	75,000.00
Maintenace/Cost of Operation	$0.00
Maintenance Cost Over 5 years	$0.00
TOTAL INVESTMENT	$75,000.00
Est Salvage Value of Asset	$0.00
EST INITIAL INVESTMENT	$75,000.00

Description of Expenditure

description

Justification Information

justification

MUNIS Financial Information

Funding Source	$75,000.00	Storm Sewer	2025
	$75,000.00		
Expenditure	$75,000.00	Storm Water Facility Vegetation Maintenance	2025
	$75,000.00		

How will this improve our service level and efficiency

efficiency

CIP-Expenditure

City Expenditure ID	681				
Expenditure Name	**Storm Water Facility Vegetation Maintenance**			**City Project ID**	0
Expenditure Type	MAJ	**Expenditure Status**	ACTIVE		
Category	Flood	**Priority**	1		

Department Details

Department	Storm Sewer	**Department Head**	Steven Grenier	**Project Contact**	Matt Heckenlaible

Budget Information

Add/Replace		**Replacing Asset**		**Mileage**	0
Useful Life	0	**Condition**		**Age of Equipment**	0

Financial Information

Total Project Cost	
Initial Cost	75,000.00
Maintenace/Cost of Operation	$0.00
Maintenance Cost Over 5 years	$0.00
TOTAL INVESTMENT	$75,000.00
Est Salvage Value of Asset	$0.00
EST INITIAL INVESTMENT	$75,000.00

Description of Expenditure

description

Justification Information

justification

MUNIS Financial Information

Funding Source	$75,000.00	Storm Sewer	2022
	$75,000.00		
Expenditure	$75,000.00	Storm Water Facility Vegetation Maintenance	2022
	$75,000.00		

How will this improve our service level and efficiency

efficiency

CIP-Expenditure

City Expenditure ID	682				
Expenditure Name	**Storm Water Facility Vegetation Maintenance**			**City Project ID**	0
Expenditure Type	MAJ	**Expenditure Status**	ACTIVE		
Category	Flood	**Priority**	1		

Department Details

Department	Storm Sewer	**Department Head**	Steven Grenier	**Project Contact**	Matt Heckenlaible

Budget Information

Add/Replace		**Replacing Asset**		**Mileage**	0
Useful Life	0	**Condition**		**Age of Equipment**	0

Financial Information

Total Project Cost	
Initial Cost	75,000.00
Maintenace/Cost of Operation	$0.00
Maintenance Cost Over 5 years	$0.00
TOTAL INVESTMENT	$75,000.00
Est Salvage Value of Asset	$0.00
EST INITIAL INVESTMENT	$75,000.00

Description of Expenditure

description

Justification Information

justification

MUNIS Financial Information

Funding Source	$75,000.00	Storm Sewer	2023
	$75,000.00		
Expenditure	$75,000.00	Storm Water Facility Vegetation Maintenance	2023
	$75,000.00		

How will this improve our service level and efficiency

efficiency

Equipment Replacement Projects By Year

Department	Finance Description	2021	2022	2023	2024	2025	Total
	GENERAL LEVY:						
Clerk / Treasurers	2 New Election Tabulators			$13,043			$13,043
	44 Election Tabulators			$286,957			$286,957
	DepartmentTotal			**$300,000**			**$300,000**
IT	2nd floor cabling/CAT6		$35,000				$35,000
	5th floor cabling/CAT6		$35,000				$35,000
	Annual Laptop Rotation-Citywide - 10 Qty	$12,500	$12,500	$12,500	$12,500		$50,000
	Annual Laptop Rotation-Police - 8 Qty	$10,000	$10,000	$10,000	$10,000		$40,000
	Annual Monitor Rotation-Citywide - 50 Qty	$10,000	$10,000	$10,000	$10,000	$10,000	$50,000
	Annual PC Rotation-Citywide	$84,000	$84,000	$84,000	$84,000		$336,000
	Annual PC Rotation-Police	$28,000	$28,000	$28,000	$28,000		$112,000
	ArcServe Backup	$18,725	$18,725	$18,725	$18,725	$18,725	$93,625
	Core Switch/Router				$30,000		$30,000
	DataCenter				$500,000		$500,000
	DR Site - Air Conditioner				$6,000		$6,000
	DR Site - UPS		$15,000				$15,000
	Firewall				$15,000		$15,000
	Laptops-Planning					$37,500	$37,500
	MDT Rotation - Fire - 25 Qty			$150,000			$150,000
	MDT Rotation - Police - 46 Qty				$276,000		$276,000
	PD MDT Rotation		$50,000				$50,000
	Scanning Documents		$32,000				$32,000
	Switches/Routers-Police Dept	$50,000					$50,000
	UPS Batteries		$6,600				$6,600
	Video Recorder-Committee Camera			$24,000			$24,000
	Video Recorder-Council Chambers		$50,000				$50,000
	DepartmentTotal	**$213,225**	**$386,825**	**$337,225**	**$990,225**	**$66,225**	**$1,993,725**
Police	Body Cam, taser, car cameras and sofware package	$0	$307,316	$526,111	$547,711	$547,711	$1,928,849
	Hand Held Radios	$74,000	$76,000	$78,000	$80,000	$82,000	$390,000
	Interview Room Camera System	$60,000					$60,000
	Mobile Radios	$23,500	$24,000	$24,500	$25,000	$27,000	$124,000
	Security Camera Replacement	$12,000	$12,000	$12,000	$12,000	$14,000	$62,000
	DepartmentTotal	**$169,500**	**$419,316**	**$640,611**	**$664,711**	**$670,711**	**$2,564,849**
Fire	31 Dual Band Portable Radios	$237,100					$237,100
	43 Dual Band Portable Radios			$359,000			$359,000
	Ballistic Gear		$182,400				$182,400
	Base Radio - Station 2	$16,400					$16,400
	Base Radio - Station 3	$16,400					$16,400
	Base Radio - Station 4	$16,400					$16,400
	Base Radio - Station 8			$17,900			$17,900
	Base Radio - Station 9	$16,400					$16,400
	Commercial Dishwasher - Station 2		$15,500				$15,500

Department	Finance Description	2021	2022	2023	2024	2025	Total
Fire	Commercial Dishwasher - Station 5				$17,000		$17,000
	Commercial Range - Station 6		$7,200				$7,200
	Commercial Refrigerator - Station 6				$4,600		$4,600
	Commercial Water Heater - Station 4				$11,200		$11,200
	EMS Bicycles	$73,500					$73,500
	Extrication Equipment					$191,450	$191,450
	Foam Replacement	$17,500					$17,500
	Gear Washer/Dryer - Station 3		$23,900				$23,900
	Gear Washer/Dryer - Station 4			$25,000			$25,000
	Gear Washer/Dryer - Station 6			$25,000			$25,000
	Hazmat Mass Spec			$140,500			$140,500
	Mobile Data Computers Fire		$205,410				$205,410
	New Water Heater - Station 6 (North)				$12,800		$12,800
	New Water Heater - Station 7		$10,700				$10,700
	Radio Firmware/Tune			$15,500		$16,950	$32,450
	Video Conference					$196,500	$196,500
	DepartmentTotal	**$393,700**	**$445,110**	**$582,900**	**$45,600**	**$404,900**	**$1,872,210**
DPW	Asphalt Reclaim Box - 4 Ton		$47,000				$47,000
	Brush Chipper		$78,000				$78,000
	Front End Loader/Wing/Plow/Grapple			$200,000			$200,000
	Mechanic toolboxes	$7,400					$7,400
	Sidewalk Tractor		$58,000	$61,000	$85,000		$204,000
	Spreader, salt V-box	$50,000					$50,000
	SYNCHRO 11 traffic analysis software	$2,500					$2,500
	TRACTOR, 4X4 with bucket/fail mower	$138,000					$138,000
	Tractor-mounted snow box/pushers (x4)	$15,000					$15,000
	Traffic control trailer	$6,500					$6,500
	Vehicle computer reader	$5,000					$5,000
	DepartmentTotal	**$224,400**	**$183,000**	**$261,000**	**$85,000**		**$753,400**
Parks	10,000 GVW Bobcat Trailer - Unit 112					$7,200	$7,200
	10,000 GVW Bobcat Trailer - Unit 194			$7,000			$7,000
	10,000 GVW Bobcat Trailer - Unit 288		$7,000				$7,000
	16' Gangmower w/Cab - Unit 102	$113,000					$113,000
	16' Gangmower w/Cab - Unit 104			$124,000			$124,000
	60" Mower - Unit 107		$22,000				$22,000
	72' Spider Lift - New Unit	$168,000					$168,000
	72" Deck Mower - Unit 125					$25,800	$25,800
	72" Deck Mower - Unit 129			$22,800			$22,800
	72" Deck Mower - Unit 132				$25,000		$25,000
	72" Kubota Deck Mower - Unit 126		$22,000				$22,000
	72" Kubota Deck Mower - Unit 127	$21,000					$21,000
	7x14 Trailer - Unit 200	$4,500					$4,500
	Bobcat/Toolcat - Unit 237					$76,500	$76,500
	Brush Chipper - Unit 212		$83,800				$83,800
	Chipper - Unit 212				$93,000		$93,000
	EZ Dirt Screen - Addition	$35,000					$35,000

Department	Finance Description	2021	2022	2023	2024	2025	Total
Parks	Golf Cart - Unit 145				$15,700		$15,700
	Showmobile - Unit 40			$168,000			$168,000
	Skidsteer - Unit 155		$51,000				$51,000
	Spiderlift Trailer - New Unit	$1,680					$1,680
	Storm Water Split	$12,320					$12,320
	Stump Grinder - Unit 118		$65,000				$65,000
	Telescopic Forklift - Unit 358				$170,000		$170,000
	Toolcat w/Broom and Snowblower - Unit 233		$72,000				$72,000
	Toolcat with Snowblower and Broom - Unit 234					$76,500	$76,500
	Towable Compressor - Unit 457		$44,000				$44,000
	UTV Replacing Unit 291	$13,200					$13,200
	DepartmentTotal	**$368,700**	**$366,800**	**$321,800**	**$303,700**	**$186,000**	**$1,547,000**
	GENERAL LEVY TOTALS	**$1,369,525**	**$1,801,051**	**$2,443,536**	**$2,089,236**	**$1,327,836**	**$9,031,184**
	OTHER FUNDING SOURCES:						
Parking Utility	Licence plate recognition (LPR) equipment	$70,000					$70,000
	Walk Behind Painter	$5,000					$5,000
	DepartmentTotal	**$75,000**					**$75,000**
	OTHER FUNDING SOURCES TOTALS	**$75,000**					**$75,000**
	TOTAL PROJECTS BY YEAR	**$1,444,525**	**$1,801,051**	**$2,443,536**	**$2,089,236**	**$1,327,836**	**$9,106,184**

CIP-Expenditure

City Expenditure ID	75				
Expenditure Name	**2 New Election Tabulators**			**City Project ID**	0
Expenditure Type	EQ	**Expenditure Status**	ACTIVE		
Category	Other	**Priority**	1		

Department Details

Department	Clerk / Treasurers	**Department Head**	KRIS TESKE	**Project Contact**	

Budget Information

Add/Replace	Add	**Replacing Asset**	0	**Mileage**	0
Useful Life	10	**Condition**		**Age of Equipment**	0

Financial Information

Total Project Cost	
Initial Cost	13,043.00
Maintenace/Cost of Operation	$565.00
Maintenance Cost Over 5 years	$2,825.00
TOTAL INVESTMENT	$15,868.00
Est Salvage Value of Asset	$0.00
EST INITIAL INVESTMENT	$13,043.00

Description of Expenditure

ELECTION TABULATORS-DS200

Justification Information

We are currently using 2 of the County's tabulators but need to buy two more when we replace the original tabulators

MUNIS Financial Information

Funding Source	$13,043.00	General Levy Borrowing	2023
	$13,043.00		
Expenditure	$13,043.00	2 New Election Tabulators	2023
	$13,043.00		

How will this improve our service level and efficiency

New equipment is needed for accurate, fair and secure elections.

CIP-Expenditure

City Expenditure ID	74				
Expenditure Name	**44 New Election Tabulators**			**City Project ID**	0
Expenditure Type	EQ	**Expenditure Status**	ACTIVE		
Category	Other	**Priority**	1		

Department Details

Department	Clerk / Treasurers	**Department Head**	KRIS TESKE	**Project Contact**	

Budget Information

Add/Replace	Replace	**Replacing Asset**	0	**Mileage**	0
Useful Life	10	**Condition**	Good	**Age of Equipment**	7

Financial Information

Total Project Cost	
Initial Cost	286,957.00
Maintenace/Cost of Operation	$12,435.00
Maintenance Cost Over 5 years	$62,175.00
TOTAL INVESTMENT	$349,132.00
Est Salvage Value of Asset	$0.00
EST INITIAL INVESTMENT	$286,957.00

Description of Expenditure

44 new election tabulators - DS200

Justification Information

These computers are at the end of their useful life.

MUNIS Financial Information

Funding Source	$286,957.00	General Levy Borrowing	2023
	$286,957.00		
Expenditure	$286,957.00	44 Election Tabulators	2023
	$286,957.00		

How will this improve our service level and efficiency

New equipment is needed for accurate, fair and secure elections.

CIP-Expenditure

City Expenditure ID	451				
Expenditure Name	**Re-cabling - City Hall 2022**			**City Project ID**	0
Expenditure Type	EQ	**Expenditure Status**	ACTIVE		
Category	Building	**Priority**	2		

Department Details

Department	Information Technology	**Department Head**	MIKE HRONEK	**Project Contact**	Mike Hronek

Budget Information

Add/Replace	Replace	**Replacing Asset**	0	**Mileage**	0
Useful Life	30	**Condition**	Excellent	**Age of Equipment**	20

Financial Information

Total Project Cost	
Initial Cost	70,000.00
Maintenace/Cost of Operation	$0.00
Maintenance Cost Over 5 years	$0.00
TOTAL INVESTMENT	$70,000.00
Est Salvage Value of Asset	$0.00
EST INITIAL INVESTMENT	$70,000.00

Description of Expenditure

RECABLING - CITY HALL

Justification Information

Replacement, upgrades and end of useful life

MUNIS Financial Information

Funding Source	$70,000.00	General Levy Borrowing	2022
	$70,000.00		
Expenditure	$35,000.00	2nd floor cabling/CAT6	2022
Expenditure	$35,000.00	5th floor cabling/CAT6	2022
	$70,000.00		

How will this improve our service level and efficiency

Maintains electronic communications

CIP-Expenditure

City Expenditure ID	454				
Expenditure Name	**Laptop Rotation - 2021**			**City Project ID**	0
Expenditure Type	EQ	**Expenditure Status**	ACTIVE		
Category	Other	**Priority**	1		

Department Details

Department	Information Technology	**Department Head**	Mike Hronek	**Project Contact**	

Budget Information

Add/Replace	Replace	**Replacing Asset**	0	**Mileage**	0
Useful Life	5	**Condition**	Poor	**Age of Equipment**	1

Financial Information

Total Project Cost	
Initial Cost	22,500.00
Maintenace/Cost of Operation	$0.00
Maintenance Cost Over 5 years	$0.00
TOTAL INVESTMENT	$22,500.00
Est Salvage Value of Asset	$0.00
EST INITIAL INVESTMENT	$22,500.00

Description of Expenditure

LAPTOP ROTATION - 10 Qty for Citywide - 8 Qty for Police.

Justification Information

End of useful life Annual Rotation

MUNIS Financial Information

Funding Source	$22,500.00	Operating Budget - IT	2021
	$22,500.00		
Expenditure	$12,500.00	Annual Laptop Rotation-Citywide - 10 Qty	2021
Expenditure	$10,000.00	Annual Laptop Rotation-Police - 8 Qty	2021
	$22,500.00		

How will this improve our service level and efficiency

New Software requires more computing power at each workstation. A continuous rotation is required to keep the city efficient and software running as it was developed to run.

CIP-Expenditure

City Expenditure ID	455				
Expenditure Name	**Laptop Rotation - 2022**			**City Project ID**	0
Expenditure Type	EQ	**Expenditure Status**	ACTIVE		
Category	Other	**Priority**	2		

Department Details

Department	Information Technology	**Department Head**	Mike Hronek	**Project Contact**	

Budget Information

Add/Replace	Replace	**Replacing Asset**		**Mileage**	0
Useful Life	5	**Condition**		**Age of Equipment**	0

Financial Information

Total Project Cost	
Initial Cost	22,500.00
Maintenace/Cost of Operation	$0.00
Maintenance Cost Over 5 years	$0.00
TOTAL INVESTMENT	$22,500.00
Est Salvage Value of Asset	$0.00
EST INITIAL INVESTMENT	$22,500.00

Description of Expenditure

LAPTOP ROTATION - 10 Qty for Citywide - 8 Qty for Police.

Justification Information

End of useful life Annual Rotation

MUNIS Financial Information

Funding Source	$22,500.00	General Levy Borrowing	2022
	$22,500.00		
Expenditure	$12,500.00	Annual Laptop Rotation-Citywide - 10 Qty	2022
Expenditure	$10,000.00	Annual Laptop Rotation-Police - 8 Qty	2022
	$22,500.00		

How will this improve our service level and efficiency

New Software requires more computing power at each workstation. A continuous rotation is required to keep the city efficient and software running as it was developed to run.

CIP-Expenditure

City Expenditure ID	456				
Expenditure Name	**Laptop Rotation - 2023**			**City Project ID**	0
Expenditure Type	EQ	**Expenditure Status**	ACTIVE		
Category	Other	**Priority**	2		

Department Details

Department	Information Technology	**Department Head**	Mike Hronek	**Project Contact**	

Budget Information

Add/Replace	Replace	**Replacing Asset**		**Mileage**	0
Useful Life	5	**Condition**		**Age of Equipment**	0

Financial Information

Total Project Cost	
Initial Cost	22,500.00
Maintenace/Cost of Operation	$0.00
Maintenance Cost Over 5 years	$0.00
TOTAL INVESTMENT	$22,500.00
Est Salvage Value of Asset	$0.00
EST INITIAL INVESTMENT	$22,500.00

Description of Expenditure

LAPTOP ROTATION - 10 Qty for Citywide - 8 Qty for Police.

Justification Information

End of useful life Annual Rotation

MUNIS Financial Information

Funding Source	$22,500.00	General Levy Borrowing	2023
	$22,500.00		
Expenditure	$12,500.00	Annual Laptop Rotation-Citywide - 10 Qty	2023
Expenditure	$10,000.00	Annual Laptop Rotation-Police - 8 Qty	2023
	$22,500.00		

How will this improve our service level and efficiency

New Software requires more computing power at each workstation. A continuous rotation is required to keep the city efficient and software running as it was developed to run.

CIP-Expenditure

City Expenditure ID	457				
Expenditure Name	**Laptop Rotation - 2024**			**City Project ID**	0
Expenditure Type	EQ	**Expenditure Status**	ACTIVE		
Category	Other	**Priority**	2		

Department Details

Department	Information Technology	**Department Head**	Mike Hronek	**Project Contact**	

Budget Information

Add/Replace	Replace	**Replacing Asset**		**Mileage**	0
Useful Life	5	**Condition**		**Age of Equipment**	0

Financial Information

Total Project Cost	
Initial Cost	22,500.00
Maintenace/Cost of Operation	$0.00
Maintenance Cost Over 5 years	$0.00
TOTAL INVESTMENT	$22,500.00
Est Salvage Value of Asset	$0.00
EST INITIAL INVESTMENT	$22,500.00

Description of Expenditure

LAPTOP ROTATION - 10 Qty for Citywide - 8 Qty for Police.

Justification Information

End of useful life Annual Rotation

MUNIS Financial Information

Funding Source	$22,500.00	General Levy Borrowing	2024
	$22,500.00		
Expenditure	$12,500.00	Annual Laptop Rotation-Citywide - 10 Qty	2024
Expenditure	$10,000.00	Annual Laptop Rotation-Police - 8 Qty	2024
	$22,500.00		

How will this improve our service level and efficiency

New Software requires more computing power at each workstation. A continuous rotation is required to keep the city efficient and software running as it was developed to run.

CIP-Expenditure

City Expenditure ID	449				
Expenditure Name	**Monitor Rotation - 2024**			**City Project ID**	0
Expenditure Type	EQ	**Expenditure Status**	ACTIVE		
Category	Other	**Priority**	2		

Department Details

Department	Information Technology	**Department Head**	Mike Hronek	**Project Contact**	

Budget Information

Add/Replace	Replace	**Replacing Asset**		**Mileage**	0
Useful Life	5	**Condition**		**Age of Equipment**	0

Financial Information

Total Project Cost	
Initial Cost	10,000.00
Maintenace/Cost of Operation	$0.00
Maintenance Cost Over 5 years	$0.00
TOTAL INVESTMENT	$10,000.00
Est Salvage Value of Asset	$0.00
EST INITIAL INVESTMENT	$10,000.00

Description of Expenditure

MONITOR ROTATION - 50 Qty

Justification Information

End of useful life Annual Rotation

MUNIS Financial Information

Funding Source	$10,000.00	General Levy Borrowing	2024
	$10,000.00		
Expenditure	$10,000.00	Annual Monitor Rotation-Citywide - 50 Qty	2024
	$10,000.00		

How will this improve our service level and efficiency

Electronics burnout and technology advances

CIP-Expenditure

City Expenditure ID	450				
Expenditure Name	**Monitor Rotation - 2025**			**City Project ID**	0
Expenditure Type	EQ	**Expenditure Status**	ACTIVE		
Category	Other	**Priority**	2		

Department Details

Department	Information Technology	**Department Head**	Mike Hronek	**Project Contact**	

Budget Information

Add/Replace	Replace	**Replacing Asset**		**Mileage**	0
Useful Life	5	**Condition**		**Age of Equipment**	0

Financial Information

Total Project Cost	
Initial Cost	10,000.00
Maintenace/Cost of Operation	$0.00
Maintenance Cost Over 5 years	$0.00
TOTAL INVESTMENT	$10,000.00
Est Salvage Value of Asset	$0.00
EST INITIAL INVESTMENT	$10,000.00

Description of Expenditure

MONITOR ROTATION - 50 Qty

Justification Information

End of useful life Annual Rotation

MUNIS Financial Information

Funding Source	$10,000.00	General Levy Borrowing	2025
	$10,000.00		
Expenditure	$10,000.00	Annual Monitor Rotation-Citywide - 50 Qty	2025
	$10,000.00		

How will this improve our service level and efficiency

Electronics burnout and technology advances

CIP-Expenditure

City Expenditure ID	446				
Expenditure Name	**Monitor Rotation - 2021**			**City Project ID**	0
Expenditure Type	EQ	**Expenditure Status**	ACTIVE		
Category	Other	**Priority**	2		

Department Details

Department	Information Technology	**Department Head**	Mike Hronek	**Project Contact**	

Budget Information

Add/Replace	Replace	**Replacing Asset**	0	**Mileage**	0
Useful Life	5	**Condition**	Poor	**Age of Equipment**	5

Financial Information

Total Project Cost	
Initial Cost	10,000.00
Maintenace/Cost of Operation	$0.00
Maintenance Cost Over 5 years	$0.00
TOTAL INVESTMENT	$10,000.00
Est Salvage Value of Asset	$0.00
EST INITIAL INVESTMENT	$10,000.00

Description of Expenditure

MONITOR ROTATION - 50 Qty

Justification Information

End of useful life Annual Rotation

MUNIS Financial Information

Funding Source	$10,000.00	Operating Budget - IT	2021
	$10,000.00		
Expenditure	$10,000.00	Annual Monitor Rotation-Citywide - 50 Qty	2021
	$10,000.00		

How will this improve our service level and efficiency

Electronics burnout and technology advances

CIP-Expenditure

City Expenditure ID	447				
Expenditure Name	**Monitor Rotation - 2022**			**City Project ID**	0
Expenditure Type	EQ	**Expenditure Status**	ACTIVE		
Category	Other	**Priority**	2		

Department Details

Department	Information Technology	**Department Head**	Mike Hronek	**Project Contact**	

Budget Information

Add/Replace	Replace	**Replacing Asset**		**Mileage**	0
Useful Life	5	**Condition**		**Age of Equipment**	0

Financial Information

Total Project Cost	
Initial Cost	10,000.00
Maintenace/Cost of Operation	$0.00
Maintenance Cost Over 5 years	$0.00
TOTAL INVESTMENT	$10,000.00
Est Salvage Value of Asset	$0.00
EST INITIAL INVESTMENT	$10,000.00

Description of Expenditure

MONITOR ROTATION - 50 Qty

Justification Information

End of useful life Annual Rotation

MUNIS Financial Information

Funding Source	$10,000.00	General Levy Borrowing	2022
	$10,000.00		
Expenditure	$10,000.00	Annual Monitor Rotation-Citywide - 50 Qty	2022
	$10,000.00		

How will this improve our service level and efficiency

Electronics burnout and technology advances

CIP-Expenditure

City Expenditure ID	448				
Expenditure Name	**Monitor Rotation - 2023**			**City Project ID**	0
Expenditure Type	EQ	**Expenditure Status**	ACTIVE		
Category	Other	**Priority**	2		

Department Details

Department	Information Technology	**Department Head**	Mike Hronek	**Project Contact**	

Budget Information

Add/Replace	Replace	**Replacing Asset**		**Mileage**	0
Useful Life	5	**Condition**		**Age of Equipment**	0

Financial Information

Total Project Cost	
Initial Cost	10,000.00
Maintenace/Cost of Operation	$0.00
Maintenance Cost Over 5 years	$0.00
TOTAL INVESTMENT	$10,000.00
Est Salvage Value of Asset	$0.00
EST INITIAL INVESTMENT	$10,000.00

Description of Expenditure

MONITOR ROTATION - 50 Qty

Justification Information

End of useful life Annual Rotation

MUNIS Financial Information

Funding Source	$10,000.00	General Levy Borrowing	2023
	$10,000.00		
Expenditure	$10,000.00	Annual Monitor Rotation-Citywide - 50 Qty	2023
	$10,000.00		

How will this improve our service level and efficiency

Electronics burnout and technology advances

CIP-Expenditure

City Expenditure ID	458				
Expenditure Name	**PC Rotation - 100 Qty 2021**			**City Project ID**	0
Expenditure Type	EQ	**Expenditure Status**	ACTIVE		
Category	Other	**Priority**	2		

Department Details

Department	Information Technology	**Department Head**	Mike Hronek	**Project Contact**	

Budget Information

Add/Replace	Replace	**Replacing Asset**		**Mileage**	0
Useful Life	5	**Condition**		**Age of Equipment**	0

Financial Information

Total Project Cost	
Initial Cost	112,000.00
Maintenace/Cost of Operation	$0.00
Maintenance Cost Over 5 years	$0.00
TOTAL INVESTMENT	$112,000.00
Est Salvage Value of Asset	$0.00
EST INITIAL INVESTMENT	$112,000.00

Description of Expenditure

PC ROTATION - 100 Qty

Justification Information

Annual PC rotation

MUNIS Financial Information

Funding Source	$112,000.00	Operating Budget - IT	2021
	$112,000.00		
Expenditure	$84,000.00	Annual PC Rotation-Citywide	2021
Expenditure	$28,000.00	Annual PC Rotation-Police	2021
	$112,000.00		

How will this improve our service level and efficiency

Required to work efficiently

CIP-Expenditure

City Expenditure ID	459				
Expenditure Name	**PC Rotation - 100 Qty 2022**			**City Project ID**	0
Expenditure Type	EQ	**Expenditure Status**	ACTIVE		
Category	Other	**Priority**	2		

Department Details

Department	Information Technology	**Department Head**	Mike Hronek	**Project Contact**	

Budget Information

Add/Replace	Replace	**Replacing Asset**		**Mileage**	0
Useful Life	5	**Condition**		**Age of Equipment**	0

Financial Information

Total Project Cost	
Initial Cost	112,000.00
Maintenace/Cost of Operation	$0.00
Maintenance Cost Over 5 years	$0.00
TOTAL INVESTMENT	$112,000.00
Est Salvage Value of Asset	$0.00
EST INITIAL INVESTMENT	$112,000.00

Description of Expenditure

PC ROTATION - 100 Qty

Justification Information

Annual PC rotation

MUNIS Financial Information

Funding Source	$112,000.00	General Levy Borrowing	2022
	$112,000.00		
Expenditure	$84,000.00	Annual PC Rotation-Citywide	2022
Expenditure	$28,000.00	Annual PC Rotation-Police	2022
	$112,000.00		

How will this improve our service level and efficiency

Required to work efficiently

CIP-Expenditure

City Expenditure ID	460				
Expenditure Name	**PC Rotation - 100 Qty 2023**			**City Project ID**	0
Expenditure Type	EQ	**Expenditure Status**	ACTIVE		
Category	Other	**Priority**	2		

Department Details

Department	Information Technology	**Department Head**	Mike Hronek	**Project Contact**	

Budget Information

Add/Replace	Replace	**Replacing Asset**		**Mileage**	0
Useful Life	5	**Condition**		**Age of Equipment**	0

Financial Information

Total Project Cost	
Initial Cost	112,000.00
Maintenace/Cost of Operation	$0.00
Maintenance Cost Over 5 years	$0.00
TOTAL INVESTMENT	$112,000.00
Est Salvage Value of Asset	$0.00
EST INITIAL INVESTMENT	$112,000.00

Description of Expenditure

PC ROTATION - 100 Qty

Justification Information

Annual PC rotation

MUNIS Financial Information

Funding Source	$112,000.00	General Levy Borrowing	2023
	$112,000.00		
Expenditure	$84,000.00	Annual PC Rotation-Citywide	2023
Expenditure	$28,000.00	Annual PC Rotation-Police	2023
	$112,000.00		

How will this improve our service level and efficiency

Required to work efficiently

CIP-Expenditure

City Expenditure ID	461				
Expenditure Name	**PC Rotation - 100 Qty 2024**			**City Project ID**	0
Expenditure Type	EQ	**Expenditure Status**	ACTIVE		
Category		**Priority**	1		

Department Details

Department	Information Technology	**Department Head**	Mike Hronek	**Project Contact**	

Budget Information

Add/Replace	Replace	**Replacing Asset**		**Mileage**	0
Useful Life	5	**Condition**		**Age of Equipment**	0

Financial Information

Total Project Cost	
Initial Cost	112,000.00
Maintenace/Cost of Operation	$0.00
Maintenance Cost Over 5 years	$0.00
TOTAL INVESTMENT	$112,000.00
Est Salvage Value of Asset	$0.00
EST INITIAL INVESTMENT	$112,000.00

Description of Expenditure

PC ROTATION - 100 Qty

Justification Information

Annual PC rotation

MUNIS Financial Information

Funding Source	$112,000.00	General Levy Borrowing	2024
	$112,000.00		
Expenditure	$84,000.00	Annual PC Rotation-Citywide	2024
Expenditure	$28,000.00	Annual PC Rotation-Police	2024
	$112,000.00		

How will this improve our service level and efficiency

Required to work efficiently

CIP-Expenditure

City Expenditure ID	119				
Expenditure Name	**ArcServe Backup**			**City Project ID**	0
Expenditure Type	EQ	**Expenditure Status**	ACTIVE		
Category	Other	**Priority**	2		

Department Details

Department	Information Technology	**Department Head**	Mike Hronek	**Project Contact**	

Budget Information

Add/Replace	Replace	**Replacing Asset**		**Mileage**	0
Useful Life	5	**Condition**		**Age of Equipment**	0

Financial Information

Total Project Cost	
Initial Cost	93,625.00
Maintenace/Cost of Operation	$0.00
Maintenance Cost Over 5 years	$0.00
TOTAL INVESTMENT	$93,625.00
Est Salvage Value of Asset	$0.00
EST INITIAL INVESTMENT	$93,625.00

Description of Expenditure

UNITRENDS BACKUP

Justification Information

End of useful life

MUNIS Financial Information

Funding Source	$18,725.00	Operating Budget - IT	2021
Funding Source	$18,725.00	Operating Budget - IT	2022
Funding Source	$18,725.00	Operating Budget - IT	2023
Funding Source	$18,725.00	Operating Budget - IT	2024
Funding Source	$18,725.00	Operating Budget - IT	2025
	$93,625.00		
Expenditure	$18,725.00	ArcServe Backup	2022
Expenditure	$18,725.00	ArcServe Backup	2023
Expenditure	$18,725.00	ArcServe Backup	2024
Expenditure	$18,725.00	ArcServe Backup	2025
Expenditure	$18,725.00	ArcServe Backup	2021
	$93,625.00		

How will this improve our service level and efficiency

Required to maintain historical electronic records

CIP-Expenditure

City Expenditure ID	452				
Expenditure Name	**Core Switch/Router - City Hall 2024**			**City Project ID**	0
Expenditure Type	EQ	**Expenditure Status**	ACTIVE		
Category	Other	**Priority**	2		

Department Details

Department	Information Technology	**Department Head**	MIKE HRONEK	**Project Contact**	Mike Hronek

Budget Information

Add/Replace	Replace	**Replacing Asset**		**Mileage**	0
Useful Life	10	**Condition**		**Age of Equipment**	0

Financial Information

Total Project Cost	
Initial Cost	30,000.00
Maintenace/Cost of Operation	$0.00
Maintenance Cost Over 5 years	$0.00
TOTAL INVESTMENT	$30,000.00
Est Salvage Value of Asset	$0.00
EST INITIAL INVESTMENT	$30,000.00

Description of Expenditure

RECABLING & CORE SWITCH/ROUTER - CITY HALL

Justification Information

Replacement, upgrades and end of useful life

MUNIS Financial Information

Funding Source	$30,000.00	General Levy Borrowing	2024
	$30,000.00		
Expenditure	$30,000.00	Core Switch/Router	2024
	$30,000.00		

How will this improve our service level and efficiency

Maintains electronic communications

CIP-Expenditure

City Expenditure ID	127				
Expenditure Name	**DataCenter Replacement**			**City Project ID**	0
Expenditure Type	EQ	**Expenditure Status**	ACTIVE		
Category	Other	**Priority**	2		

Department Details

Department	Information Technology	**Department Head**	Mike Hronek	**Project Contact**	

Budget Information

Add/Replace	Replace	**Replacing Asset**		**Mileage**	0
Useful Life	5	**Condition**		**Age of Equipment**	0

Financial Information

Total Project Cost	
Initial Cost	500,000.00
Maintenace/Cost of Operation	$0.00
Maintenance Cost Over 5 years	$0.00
TOTAL INVESTMENT	$500,000.00
Est Salvage Value of Asset	$0.00
EST INITIAL INVESTMENT	$500,000.00

Description of Expenditure

DataCenter Replacement

Justification Information

End of useful life

MUNIS Financial Information

Funding Source	$500,000.00	General Levy Borrowing	2024
	$500,000.00		
Expenditure	$500,000.00	DataCenter	2024
	$500,000.00		

How will this improve our service level and efficiency

Required for data storage

CIP-Expenditure

City Expenditure ID	122				
Expenditure Name	**DR Site - Air Conditioner**			**City Project ID**	0
Expenditure Type	EQ	**Expenditure Status**	ACTIVE		
Category	Other	**Priority**	2		

Department Details

Department	Information Technology	**Department Head**	Mike Hronek	**Project Contact**	

Budget Information

Add/Replace	Replace	**Replacing Asset**		**Mileage**	0
Useful Life	10	**Condition**		**Age of Equipment**	0

Financial Information

Total Project Cost	
Initial Cost	6,000.00
Maintenace/Cost of Operation	$0.00
Maintenance Cost Over 5 years	$0.00
TOTAL INVESTMENT	$6,000.00
Est Salvage Value of Asset	$0.00
EST INITIAL INVESTMENT	$6,000.00

Description of Expenditure

DR SITE - AIR CONDITIONER

Justification Information

End of useful life

MUNIS Financial Information

Funding Source	$6,000.00	General Levy Borrowing	2024
	$6,000.00		
Expenditure	$6,000.00	DR Site - Air Conditioner	2024
	$6,000.00		

How will this improve our service level and efficiency

Required to cool room where expensive equipment is in use.

CIP-Expenditure

City Expenditure ID	123				
Expenditure Name	**City Hall - UPS**			**City Project ID**	0
Expenditure Type	EQ	**Expenditure Status**	ACTIVE		
Category	Other	**Priority**	2		

Department Details

Department	Information Technology	**Department Head**	Mike Hronek	**Project Contact**	

Budget Information

Add/Replace	Replace	**Replacing Asset**		**Mileage**	0
Useful Life	10	**Condition**		**Age of Equipment**	0

Financial Information

Total Project Cost	
Initial Cost	15,000.00
Maintenace/Cost of Operation	$0.00
Maintenance Cost Over 5 years	$0.00
TOTAL INVESTMENT	$15,000.00
Est Salvage Value of Asset	$0.00
EST INITIAL INVESTMENT	$15,000.00

Description of Expenditure

City Hall - UPS

Justification Information

End of Life

MUNIS Financial Information

Funding Source	$15,000.00	General Levy Borrowing	2022
	$15,000.00		
Expenditure	$15,000.00	DR Site - UPS	2022
	$15,000.00		

How will this improve our service level and efficiency

Short term power supply while electricy is down.

CIP-Expenditure

City Expenditure ID	126				
Expenditure Name	**Firewall**			**City Project ID**	0
Expenditure Type	EQ	**Expenditure Status**	ACTIVE		
Category	Other	**Priority**	2		

Department Details

Department	Information Technology	**Department Head**	Mike Hronek	**Project Contact**	

Budget Information

Add/Replace	Replace	**Replacing Asset**	none	**Mileage**	1
Useful Life	10	**Condition**	Good	**Age of Equipment**	8

Financial Information

Total Project Cost	
Initial Cost	15,000.00
Maintenace/Cost of Operation	$0.00
Maintenance Cost Over 5 years	$0.00
TOTAL INVESTMENT	$15,000.00
Est Salvage Value of Asset	$0.00
EST INITIAL INVESTMENT	$15,000.00

Description of Expenditure

FIREWALL

Justification Information

End of Useful life

MUNIS Financial Information

Funding Source	$15,000.00	General Levy Borrowing	2024
	$15,000.00		
Expenditure	$15,000.00	Firewall	2024
	$15,000.00		

How will this improve our service level and efficiency

Required for data security

CIP-Expenditure

City Expenditure ID	124				
Expenditure Name	**SwitchesRouters - Police Department**			**City Project ID**	0
Expenditure Type	EQ	**Expenditure Status**	ACTIVE		
Category	Other	**Priority**	2		

Department Details

Department	Information Technology	**Department Head**	Mike Hronek	**Project Contact**	

Budget Information

Add/Replace	Replace	**Replacing Asset**		**Mileage**	0
Useful Life	0	**Condition**		**Age of Equipment**	0

Financial Information

Total Project Cost	
Initial Cost	50,000.00
Maintenace/Cost of Operation	$0.00
Maintenance Cost Over 5 years	$0.00
TOTAL INVESTMENT	$50,000.00
Est Salvage Value of Asset	$0.00
EST INITIAL INVESTMENT	$50,000.00

Description of Expenditure

SWITCHES/ROUTERS - POLICE DEPT

Justification Information

End of useful life

MUNIS Financial Information

Funding Source	$50,000.00	Fund Balance - IT 421	2021
	$50,000.00		
Expenditure	$50,000.00	Switches/Routers-Police Dept	2021
	$50,000.00		

How will this improve our service level and efficiency

Required to maintain electronic communications

CIP-Expenditure

City Expenditure ID	441				
Expenditure Name	**MDT Rotation 2024**			**City Project ID**	0
Expenditure Type	EQ	**Expenditure Status**	ACTIVE		
Category	Other	**Priority**	2		

Department Details

Department	Information Technology	**Department Head**	Mike Hronek	**Project Contact**	

Budget Information

Add/Replace	Replace	**Replacing Asset**		**Mileage**	0
Useful Life	5	**Condition**		**Age of Equipment**	0

Financial Information

Total Project Cost	
Initial Cost	276,000.00
Maintenace/Cost of Operation	$0.00
Maintenance Cost Over 5 years	$0.00
TOTAL INVESTMENT	$276,000.00
Est Salvage Value of Asset	$0.00
EST INITIAL INVESTMENT	$276,000.00

Description of Expenditure

MDT ROTATION

Justification Information

End of useful life

MUNIS Financial Information

Funding Source	$276,000.00	General Levy Borrowing	2024
	$276,000.00		
Expenditure	$276,000.00	MDT Rotation - Police - 46 Qty	2024
	$276,000.00		

How will this improve our service level and efficiency

Electronic burn out and the maintenance becomes more then the purchase of new equipment

CIP-Expenditure

City Expenditure ID	120				
Expenditure Name	**Laptops - Planning**			**City Project ID**	0
Expenditure Type	EQ	**Expenditure Status**	ACTIVE		
Category		**Priority**	1		

Department Details

Department	Information Technology	**Department Head**	Mike Hronek	**Project Contact**	

Budget Information

Add/Replace	Replace	**Replacing Asset**	NA	**Mileage**	0
Useful Life	5	**Condition**	Poor	**Age of Equipment**	5

Financial Information

Total Project Cost	
Initial Cost	37,500.00
Maintenace/Cost of Operation	$0.00
Maintenance Cost Over 5 years	$0.00
TOTAL INVESTMENT	$37,500.00
Est Salvage Value of Asset	$0.00
EST INITIAL INVESTMENT	$37,500.00

Description of Expenditure

LAPTOPS - PLANNING

Justification Information

End of life

MUNIS Financial Information

Funding Source	$37,500.00	General Levy Borrowing	2025
	$37,500.00		
Expenditure	$37,500.00	Laptops-Planning	2025
	$37,500.00		

How will this improve our service level and efficiency

Required for inspectors to do field work

CIP-Expenditure

City Expenditure ID	121				
Expenditure Name	**UPS Batteries (Includes DR Site)**			**City Project ID**	0
Expenditure Type	EQ	**Expenditure Status**	ACTIVE		
Category	Other	**Priority**	2		

Department Details

Department	Information Technology	**Department Head**	Mike Hronek	**Project Contact**	

Budget Information

Add/Replace	Replace	**Replacing Asset**		**Mileage**	0
Useful Life	0	**Condition**		**Age of Equipment**	0

Financial Information

Total Project Cost	
Initial Cost	6,600.00
Maintenace/Cost of Operation	$0.00
Maintenance Cost Over 5 years	$0.00
TOTAL INVESTMENT	$6,600.00
Est Salvage Value of Asset	$0.00
EST INITIAL INVESTMENT	$6,600.00

Description of Expenditure

UPS BATTERIES (INCLUDES DR SITE)

Justification Information

End of useful life

MUNIS Financial Information

Funding Source	$6,600.00	General Levy Borrowing	2022
	$6,600.00		
Expenditure	$6,600.00	UPS Batteries	2022
	$6,600.00		

How will this improve our service level and efficiency

Required to maintain an alternative energy source in an emergency

CIP-Expenditure

City Expenditure ID	117				
Expenditure Name	**Video Recorder - Council Chambers**			**City Project ID**	0
Expenditure Type	EQ	**Expenditure Status**	ACTIVE		
Category	Other	**Priority**	2		

Department Details

Department	Information Technology	**Department Head**	Mike Hronek	**Project Contact**	

Budget Information

Add/Replace	Replace	**Replacing Asset**	0	**Mileage**	0
Useful Life	10	**Condition**	Good	**Age of Equipment**	8

Financial Information

Total Project Cost	
Initial Cost	50,000.00
Maintenace/Cost of Operation	$0.00
Maintenance Cost Over 5 years	$0.00
TOTAL INVESTMENT	$50,000.00
Est Salvage Value of Asset	$0.00
EST INITIAL INVESTMENT	$50,000.00

Description of Expenditure

VIDEO RECORDER

Justification Information

End of useful life

MUNIS Financial Information

Funding Source	$50,000.00	General Levy Borrowing	2022
	$50,000.00		
Expenditure	$50,000.00	Video Recorder-Council Chambers	2022
	$50,000.00		

How will this improve our service level and efficiency

Required to record meetings

CIP-Expenditure

City Expenditure ID	118				
Expenditure Name	**PD MDT Rotation**			**City Project ID**	0
Expenditure Type	EQ	**Expenditure Status**	ACTIVE		
Category	Other	**Priority**	2		

Department Details

Department	Information Technology	**Department Head**	Mike Hronek	**Project Contact**	

Budget Information

Add/Replace	Replace	**Replacing Asset**	0	**Mileage**	0
Useful Life	5	**Condition**	Good	**Age of Equipment**	3

Financial Information

Total Project Cost	
Initial Cost	200,000.00
Maintenace/Cost of Operation	$0.00
Maintenance Cost Over 5 years	$0.00
TOTAL INVESTMENT	$200,000.00
Est Salvage Value of Asset	$0.00
EST INITIAL INVESTMENT	$200,000.00

Description of Expenditure

MDT ROTATION

Justification Information

End of useful life

MUNIS Financial Information

Funding Source	$150,000.00	General Levy Borrowing	2023
Funding Source	$50,000.00	General Levy Borrowing	2022
	$200,000.00		
Expenditure	$150,000.00	MDT Rotation - Fire - 25 Qty	2023
Expenditure	$50,000.00	PD MDT Rotation	2022
	$200,000.00		

How will this improve our service level and efficiency

Electronic burn out and the maintenance becomes more then the purchase of new equipment

CIP-Expenditure

City Expenditure ID	453				
Expenditure Name	**Video Recorder - Committee Camera**			**City Project ID**	0
Expenditure Type	EQ	**Expenditure Status**	ACTIVE		
Category	Other	**Priority**	2		

Department Details

Department	Information Technology	**Department Head**	Mike Hronek	**Project Contact**	

Budget Information

Add/Replace	Replace	**Replacing Asset**		**Mileage**	0
Useful Life	10	**Condition**		**Age of Equipment**	0

Financial Information

Total Project Cost	
Initial Cost	24,000.00
Maintenace/Cost of Operation	$0.00
Maintenance Cost Over 5 years	$0.00
TOTAL INVESTMENT	$24,000.00
Est Salvage Value of Asset	$0.00
EST INITIAL INVESTMENT	$24,000.00

Description of Expenditure

VIDEO RECORDER

Justification Information

End of useful life

MUNIS Financial Information

Funding Source	$24,000.00	General Levy Borrowing	2023
	$24,000.00		
Expenditure	$24,000.00	Video Recorder-Committee Camera	2023
	$24,000.00		

How will this improve our service level and efficiency

Required to record meetings

CIP-Expenditure

City Expenditure ID	477				
Expenditure Name	**Document Scanning**			**City Project ID**	0
Expenditure Type	EQ	**Expenditure Status**	ACTIVE		
Category	Other	**Priority**	2		

Department Details

Department	Information Technology	**Department Head**	MIKE HRONEK	**Project Contact**	Mike Hronek

Budget Information

Add/Replace	Replace	**Replacing Asset**	0	**Mileage**	0
Useful Life	45	**Condition**	Excellent	**Age of Equipment**	60

Financial Information

Total Project Cost	
Initial Cost	32,000.00
Maintenace/Cost of Operation	$0.00
Maintenance Cost Over 5 years	$0.00
TOTAL INVESTMENT	$32,000.00
Est Salvage Value of Asset	$0.00
EST INITIAL INVESTMENT	$32,000.00

Description of Expenditure

Document Scanning

Justification Information

Replacement, upgrades and end of useful life

MUNIS Financial Information

Funding Source	$32,000.00	General Levy Borrowing	2022
	$32,000.00		
Expenditure	$32,000.00	Scanning Documents	2022
	$32,000.00		

How will this improve our service level and efficiency

Allows us to show parcel documentation Online which can avoid calls to employees and allow them to focus on the tasks at hand rather than answering citizen questions that can be found online.

CIP-Expenditure

City Expenditure ID	884				
Expenditure Name	**Body Cam, taser, car cameras and sofware package**			**City Project ID**	0
Expenditure Type	EQ	**Expenditure Status**	ACTIVE		
Category	Other	**Priority**	1		

Department Details

Department	Police	**Department Head**	Andrew Smith	**Project Contact**	Rick Jurkanis

Budget Information

Add/Replace	Replace	**Replacing Asset**	1	**Mileage**	0
Useful Life	5	**Condition**	Excellent	**Age of Equipment**	1

Financial Information

Total Project Cost	
Initial Cost	307,316.00
Maintenace/Cost of Operation	$0.00
Maintenance Cost Over 5 years	$0.00
TOTAL INVESTMENT	$307,316.00
Est Salvage Value of Asset	$0.00
EST INITIAL INVESTMENT	$307,316.00

Description of Expenditure

Lease program

Justification Information

Lease program

MUNIS Financial Information

Funding Source	$307,316.00	General Levy Borrowing	2022
	$307,316.00		
Expenditure	$307,316.00	Body Cam, taser, car cameras and sofware package	2022
	$307,316.00		

How will this improve our service level and efficiency

Body cameras

CIP-Expenditure

City Expenditure ID	885				
Expenditure Name	**Body Cam, taser, car cameras and sofware package**			**City Project ID**	0
Expenditure Type	EQ	**Expenditure Status**	ACTIVE		
Category	Other	**Priority**	1		

Department Details

Department	Police	**Department Head**	Andrew Smith	**Project Contact**	Rick Jurkanis

Budget Information

Add/Replace	Replace	**Replacing Asset**	1	**Mileage**	0
Useful Life	5	**Condition**	Excellent	**Age of Equipment**	1

Financial Information

Total Project Cost	
Initial Cost	0.00
Maintenace/Cost of Operation	$0.00
Maintenance Cost Over 5 years	$0.00
TOTAL INVESTMENT	$0.00
Est Salvage Value of Asset	$0.00
EST INITIAL INVESTMENT	$0.00

Description of Expenditure

Lease program

Justification Information

Lease program

MUNIS Financial Information

Funding Source	$0.00	General Levy Borrowing	2021
	$0.00		
Expenditure	$0.00	Body Cam, taser, car cameras and sofware package	2021
	$0.00		

How will this improve our service level and efficiency

Body cameras

CIP-Expenditure

City Expenditure ID	886				
Expenditure Name	**Body Cam, taser, car cameras and sofware package**			**City Project ID**	0
Expenditure Type	EQ	**Expenditure Status**	ACTIVE		
Category	Other	**Priority**	1		

Department Details

Department	Police	**Department Head**	Andrew Smith	**Project Contact**	Rick Jurkanis

Budget Information

Add/Replace	Replace	**Replacing Asset**	1	**Mileage**	0
Useful Life	5	**Condition**	Excellent	**Age of Equipment**	2

Financial Information

Total Project Cost	
Initial Cost	526,111.00
Maintenace/Cost of Operation	$0.00
Maintenance Cost Over 5 years	$0.00
TOTAL INVESTMENT	$526,111.00
Est Salvage Value of Asset	$0.00
EST INITIAL INVESTMENT	$526,111.00

Description of Expenditure

Lease program

Justification Information

Lease program

MUNIS Financial Information

Funding Source	$526,111.00	General Levy Borrowing	2023
	$526,111.00		
Expenditure	$526,111.00	Body Cam, taser, car cameras and sofware package	2023
	$526,111.00		

How will this improve our service level and efficiency

Body cameras

CIP-Expenditure

City Expenditure ID	887				
Expenditure Name	**Body Cam, taser, car cameras and sofware package**			**City Project ID**	0
Expenditure Type	EQ	**Expenditure Status**	ACTIVE		
Category	Other	**Priority**	1		

Department Details

Department	Police	**Department Head**	Andrew Smith	**Project Contact**	Rick Jurkanis

Budget Information

Add/Replace	Replace	**Replacing Asset**	1	**Mileage**	0
Useful Life	5	**Condition**	Excellent	**Age of Equipment**	3

Financial Information

Total Project Cost	
Initial Cost	547,711.00
Maintenace/Cost of Operation	$0.00
Maintenance Cost Over 5 years	$0.00
TOTAL INVESTMENT	$547,711.00
Est Salvage Value of Asset	$0.00
EST INITIAL INVESTMENT	$547,711.00

Description of Expenditure

Lease program

Justification Information

Lease program

MUNIS Financial Information

Funding Source	$547,711.00	General Levy Borrowing	2024
	$547,711.00		
Expenditure	$547,711.00	Body Cam, taser, car cameras and sofware package	2024
	$547,711.00		

How will this improve our service level and efficiency

Body cameras

CIP-Expenditure

City Expenditure ID	888				
Expenditure Name	**Body Cam, taser, car cameras and sofware package**			**City Project ID**	0
Expenditure Type	EQ	**Expenditure Status**	ACTIVE		
Category	Other	**Priority**	1		

Department Details

Department	Police	**Department Head**	Andrew Smith	**Project Contact**	Rick Jurkanis

Budget Information

Add/Replace	Replace	**Replacing Asset**	1	**Mileage**	0
Useful Life	5	**Condition**	Excellent	**Age of Equipment**	4

Financial Information

Total Project Cost	
Initial Cost	547,711.00
Maintenace/Cost of Operation	$0.00
Maintenance Cost Over 5 years	$0.00
TOTAL INVESTMENT	$547,711.00
Est Salvage Value of Asset	$0.00
EST INITIAL INVESTMENT	$547,711.00

Description of Expenditure

Lease program

Justification Information

Lease program

MUNIS Financial Information

Funding Source	$547,711.00	General Levy Borrowing	2025
	$547,711.00		
Expenditure	$547,711.00	Body Cam, taser, car cameras and sofware package	2025
	$547,711.00		

How will this improve our service level and efficiency

Body cameras

CIP-Expenditure

City Expenditure ID	479				
Expenditure Name	**Security Camera 2022**			**City Project ID**	0
Expenditure Type	EQ	**Expenditure Status**	ACTIVE		
Category	Other	**Priority**	2		

Department Details

Department	Police	**Department Head**	CHIEF SMITH	**Project Contact**	RICK JURKANIS

Budget Information

Add/Replace	Replace	**Replacing Asset**		**Mileage**	0
Useful Life	0	**Condition**		**Age of Equipment**	0

Financial Information

Total Project Cost	
Initial Cost	12,000.00
Maintenace/Cost of Operation	$0.00
Maintenance Cost Over 5 years	$0.00
TOTAL INVESTMENT	$12,000.00
Est Salvage Value of Asset	$0.00
EST INITIAL INVESTMENT	$12,000.00

Description of Expenditure

SECURITY CAMERA

Justification Information

Annual Replacement

MUNIS Financial Information

Funding Source	$12,000.00	General Levy Borrowing	2022
	$12,000.00		
Expenditure	$12,000.00	Security Camera Replacement	2022
	$12,000.00		

How will this improve our service level and efficiency

Annual replacement schedule due to life expectancy of equipment.

CIP-Expenditure

City Expenditure ID	480				
Expenditure Name	**Security Camera 2023**			**City Project ID**	0
Expenditure Type	EQ	**Expenditure Status**	ACTIVE		
Category	Other	**Priority**	2		

Department Details

Department	Police	**Department Head**	CHIEF SMITH	**Project Contact**	RICK JURKANIS

Budget Information

Add/Replace	Replace	**Replacing Asset**		**Mileage**	0
Useful Life	0	**Condition**		**Age of Equipment**	0

Financial Information

Total Project Cost	
Initial Cost	12,000.00
Maintenace/Cost of Operation	$0.00
Maintenance Cost Over 5 years	$0.00
TOTAL INVESTMENT	$12,000.00
Est Salvage Value of Asset	$0.00
EST INITIAL INVESTMENT	$12,000.00

Description of Expenditure

SECURITY CAMERA

Justification Information

Annual Replacement

MUNIS Financial Information

Funding Source	$12,000.00	General Levy Borrowing	2023
	$12,000.00		
Expenditure	$12,000.00	Security Camera Replacement	2023
	$12,000.00		

How will this improve our service level and efficiency

Annual replacement schedule due to life expectancy of equipment.

CIP-Expenditure

City Expenditure ID	481				
Expenditure Name	**Security Camera 2024**			**City Project ID**	0
Expenditure Type	EQ	**Expenditure Status**	ACTIVE		
Category	Other	**Priority**	2		

Department Details

Department	Police	**Department Head**	CHIEF SMITH	**Project Contact**	RICK JURKANIS

Budget Information

Add/Replace	Replace	**Replacing Asset**		**Mileage**	0
Useful Life	0	**Condition**		**Age of Equipment**	0

Financial Information

Total Project Cost	
Initial Cost	12,000.00
Maintenace/Cost of Operation	$0.00
Maintenance Cost Over 5 years	$0.00
TOTAL INVESTMENT	$12,000.00
Est Salvage Value of Asset	$0.00
EST INITIAL INVESTMENT	$12,000.00

Description of Expenditure

SECURITY CAMERA

Justification Information

Annual Replacement

MUNIS Financial Information

Funding Source	$12,000.00	General Levy Borrowing	2024
	$12,000.00		
Expenditure	$12,000.00	Security Camera Replacement	2024
	$12,000.00		

How will this improve our service level and efficiency

Annual replacement schedule due to life expectancy of equipment.

CIP-Expenditure

City Expenditure ID	482				
Expenditure Name	**Hand Held Radios 2021**			**City Project ID**	0
Expenditure Type	EQ	**Expenditure Status**	ACTIVE		
Category	Other	**Priority**	2		

Department Details

Department	Police	**Department Head**	CHIEF SMITH	**Project Contact**	RICK JURKANIS

Budget Information

Add/Replace	Replace	**Replacing Asset**		**Mileage**	0
Useful Life	0	**Condition**		**Age of Equipment**	0

Financial Information

Total Project Cost	
Initial Cost	74,000.00
Maintenace/Cost of Operation	$0.00
Maintenance Cost Over 5 years	$0.00
TOTAL INVESTMENT	$74,000.00
Est Salvage Value of Asset	$0.00
EST INITIAL INVESTMENT	$74,000.00

Description of Expenditure

HAND HELD RADIOS

Justification Information

Annual replacement of 20 per year.

MUNIS Financial Information

Funding Source	$74,000.00	General Levy Borrowing	2021
	$74,000.00		
Expenditure	$74,000.00	Hand Held Radios	2021
	$74,000.00		

How will this improve our service level and efficiency

Annual replacement schedule due to life expectancy of equipment.

CIP-Expenditure

City Expenditure ID	483				
Expenditure Name	**Hand Held Radios 2022**			**City Project ID**	0
Expenditure Type	EQ	**Expenditure Status**	ACTIVE		
Category	Other	**Priority**	2		

Department Details

Department	Police	**Department Head**	CHIEF SMITH	**Project Contact**	RICK JURKANIS

Budget Information

Add/Replace	Replace	**Replacing Asset**		**Mileage**	0
Useful Life	0	**Condition**		**Age of Equipment**	0

Financial Information

Total Project Cost	
Initial Cost	76,000.00
Maintenace/Cost of Operation	$0.00
Maintenance Cost Over 5 years	$0.00
TOTAL INVESTMENT	$76,000.00
Est Salvage Value of Asset	$0.00
EST INITIAL INVESTMENT	$76,000.00

Description of Expenditure

HAND HELD RADIOS

Justification Information

Annual replacement of 20 per year.

MUNIS Financial Information

Funding Source	$76,000.00	General Levy Borrowing	2022
	$76,000.00		
Expenditure	$76,000.00	Hand Held Radios	2022
	$76,000.00		

How will this improve our service level and efficiency

Annual replacement schedule due to life expectancy of equipment.

CIP-Expenditure

City Expenditure ID	484				
Expenditure Name	**Hand Held Radios 2023**			**City Project ID**	0
Expenditure Type	EQ	**Expenditure Status**	ACTIVE		
Category	Other	**Priority**	2		

Department Details

Department	Police	**Department Head**	CHIEF SMITH	**Project Contact**	RICK JURKANIS

Budget Information

Add/Replace	Replace	**Replacing Asset**		**Mileage**	0
Useful Life	0	**Condition**		**Age of Equipment**	0

Financial Information

Total Project Cost	
Initial Cost	78,000.00
Maintenace/Cost of Operation	$0.00
Maintenance Cost Over 5 years	$0.00
TOTAL INVESTMENT	$78,000.00
Est Salvage Value of Asset	$0.00
EST INITIAL INVESTMENT	$78,000.00

Description of Expenditure

HAND HELD RADIOS

Justification Information

Annual replacement of 20 per year.

MUNIS Financial Information

Funding Source	$78,000.00	General Levy Borrowing	2023
	$78,000.00		
Expenditure	$78,000.00	Hand Held Radios	2023
	$78,000.00		

How will this improve our service level and efficiency

Annual replacement schedule due to life expectancy of equipment.

CIP-Expenditure

City Expenditure ID	485				
Expenditure Name	**Hand Held Radios 2024**			**City Project ID**	0
Expenditure Type	EQ	**Expenditure Status**	ACTIVE		
Category	Other	**Priority**	2		

Department Details

Department	Police	**Department Head**	CHIEF SMITH	**Project Contact**	RICK JURKANIS

Budget Information

Add/Replace	Replace	**Replacing Asset**		**Mileage**	0
Useful Life	0	**Condition**		**Age of Equipment**	0

Financial Information

Total Project Cost	
Initial Cost	80,000.00
Maintenace/Cost of Operation	$0.00
Maintenance Cost Over 5 years	$0.00
TOTAL INVESTMENT	$80,000.00
Est Salvage Value of Asset	$0.00
EST INITIAL INVESTMENT	$80,000.00

Description of Expenditure

HAND HELD RADIOS

Justification Information

Annual replacement of 20 per year.

MUNIS Financial Information

Funding Source	$80,000.00	General Levy Borrowing	2024
	$80,000.00		
Expenditure	$80,000.00	Hand Held Radios	2024
	$80,000.00		

How will this improve our service level and efficiency

Annual replacement schedule due to life expectancy of equipment.

CIP-Expenditure

City Expenditure ID	486				
Expenditure Name	**Mobile Radios 2021**			**City Project ID**	0
Expenditure Type	EQ	**Expenditure Status**	ACTIVE		
Category	Other	**Priority**	2		

Department Details

Department	Police	**Department Head**	CHIEF SMITH	**Project Contact**	RICK JURKANIS

Budget Information

Add/Replace	Replace	**Replacing Asset**		**Mileage**	0
Useful Life	0	**Condition**		**Age of Equipment**	0

Financial Information

Total Project Cost	
Initial Cost	23,500.00
Maintenace/Cost of Operation	$0.00
Maintenance Cost Over 5 years	$0.00
TOTAL INVESTMENT	$23,500.00
Est Salvage Value of Asset	$0.00
EST INITIAL INVESTMENT	$23,500.00

Description of Expenditure

MOBILE RADIOS

Justification Information

Annual replacement of 5 per year.

MUNIS Financial Information

Funding Source	$23,500.00	General Levy Borrowing	2021
	$23,500.00		
Expenditure	$23,500.00	Mobile Radios	2021
	$23,500.00		

How will this improve our service level and efficiency

Annual replacement schedule due to life expectancy of equipment.

CIP-Expenditure

City Expenditure ID	487				
Expenditure Name	**Mobile Radios 2022**			**City Project ID**	0
Expenditure Type	EQ	**Expenditure Status**	ACTIVE		
Category	Other	**Priority**	2		

Department Details

Department	Police	**Department Head**	CHIEF SMITH	**Project Contact**	RICK JURKANIS

Budget Information

Add/Replace	Replace	**Replacing Asset**		**Mileage**	0
Useful Life	0	**Condition**		**Age of Equipment**	0

Financial Information

Total Project Cost	
Initial Cost	24,000.00
Maintenace/Cost of Operation	$0.00
Maintenance Cost Over 5 years	$0.00
TOTAL INVESTMENT	$24,000.00
Est Salvage Value of Asset	$0.00
EST INITIAL INVESTMENT	$24,000.00

Description of Expenditure

MOBILE RADIOS

Justification Information

Annual replacement of 5 per year.

MUNIS Financial Information

Funding Source	$24,000.00	General Levy Borrowing	2022
	$24,000.00		
Expenditure	$24,000.00	Mobile Radios	2022
	$24,000.00		

How will this improve our service level and efficiency

Annual replacement schedule due to life expectancy of equipment.

CIP-Expenditure

City Expenditure ID	488				
Expenditure Name	**Mobile Radios 2023**			**City Project ID**	0
Expenditure Type	EQ	**Expenditure Status**	ACTIVE		
Category	Other	**Priority**	2		

Department Details

Department	Police	**Department Head**	CHIEF SMITH	**Project Contact**	RICK JURKANIS

Budget Information

Add/Replace	Replace	**Replacing Asset**		**Mileage**	0
Useful Life	0	**Condition**		**Age of Equipment**	0

Financial Information

Total Project Cost	
Initial Cost	24,500.00
Maintenace/Cost of Operation	$0.00
Maintenance Cost Over 5 years	$0.00
TOTAL INVESTMENT	$24,500.00
Est Salvage Value of Asset	$0.00
EST INITIAL INVESTMENT	$24,500.00

Description of Expenditure

MOBILE RADIOS

Justification Information

Annual replacement of 5 per year.

MUNIS Financial Information

Funding Source	$24,500.00	General Levy Borrowing	2023
	$24,500.00		
Expenditure	$24,500.00	Mobile Radios	2023
	$24,500.00		

How will this improve our service level and efficiency

Annual replacement schedule due to life expectancy of equipment.

CIP-Expenditure

City Expenditure ID	489				
Expenditure Name	**Mobile Radios 2024**			**City Project ID**	0
Expenditure Type	EQ	**Expenditure Status**	ACTIVE		
Category	Other	**Priority**	2		

Department Details

Department	Police	**Department Head**	CHIEF SMITH	**Project Contact**	RICK JURKANIS

Budget Information

Add/Replace	Replace	**Replacing Asset**		**Mileage**	0
Useful Life	0	**Condition**		**Age of Equipment**	0

Financial Information

Total Project Cost	
Initial Cost	25,000.00
Maintenace/Cost of Operation	$0.00
Maintenance Cost Over 5 years	$0.00
TOTAL INVESTMENT	$25,000.00
Est Salvage Value of Asset	$0.00
EST INITIAL INVESTMENT	$25,000.00

Description of Expenditure

MOBILE RADIOS

Justification Information

Annual replacement of 5 per year.

MUNIS Financial Information

Funding Source	$25,000.00	General Levy Borrowing	2024
	$25,000.00		
Expenditure	$25,000.00	Mobile Radios	2024
	$25,000.00		

How will this improve our service level and efficiency

Annual replacement schedule due to life expectancy of equipment.

CIP-Expenditure

City Expenditure ID	508				
Expenditure Name	**Hand Held Radios 2025**			**City Project ID**	0
Expenditure Type	EQ	**Expenditure Status**	ACTIVE		
Category	Other	**Priority**	2		

Department Details

Department	Police	**Department Head**	Andrew Smith	**Project Contact**	Rick Jurkanis

Budget Information

Add/Replace	Replace	**Replacing Asset**	1	**Mileage**	0
Useful Life	10	**Condition**	Fair	**Age of Equipment**	10

Financial Information

Total Project Cost	
Initial Cost	82,000.00
Maintenace/Cost of Operation	$0.00
Maintenance Cost Over 5 years	$0.00
TOTAL INVESTMENT	$82,000.00
Est Salvage Value of Asset	$0.00
EST INITIAL INVESTMENT	$82,000.00

Description of Expenditure

HAND HELD RADIOS

Justification Information

ANNUAL REPLACEMENT OF 20 PER YEAR

MUNIS Financial Information

Funding Source	$82,000.00	General Levy Borrowing	2025
	$82,000.00		
Expenditure	$82,000.00	Hand Held Radios	2025
	$82,000.00		

How will this improve our service level and efficiency

Annual replacement schedule

CIP-Expenditure

City Expenditure ID	509				
Expenditure Name	**Mobile Radios 2025**			**City Project ID**	0
Expenditure Type	EQ	**Expenditure Status**	ACTIVE		
Category	Other	**Priority**	2		

Department Details

Department	Police	**Department Head**	Andrew Smith	**Project Contact**	Rick Jurkanis

Budget Information

Add/Replace	Replace	**Replacing Asset**	1	**Mileage**	0
Useful Life	10	**Condition**	Fair	**Age of Equipment**	10

Financial Information

Total Project Cost	
Initial Cost	27,000.00
Maintenace/Cost of Operation	$0.00
Maintenance Cost Over 5 years	$0.00
TOTAL INVESTMENT	$27,000.00
Est Salvage Value of Asset	$0.00
EST INITIAL INVESTMENT	$27,000.00

Description of Expenditure

Mobile Radios

Justification Information

Annual Replacement of 5 per year

MUNIS Financial Information

Funding Source	$27,000.00	General Levy Borrowing	2025
	$27,000.00		
Expenditure	$27,000.00	Mobile Radios	2025
	$27,000.00		

How will this improve our service level and efficiency

Annual replacement schedule

CIP-Expenditure

City Expenditure ID	510				
Expenditure Name	**Security Camera 2025**			**City Project ID**	0
Expenditure Type	EQ	**Expenditure Status**	ACTIVE		
Category	Other	**Priority**	2		

Department Details

Department	Police	**Department Head**	Andrew Smith	**Project Contact**	Rick Jurkanis

Budget Information

Add/Replace	Replace	**Replacing Asset**	1	**Mileage**	0
Useful Life	10	**Condition**	Fair	**Age of Equipment**	10

Financial Information

Total Project Cost	
Initial Cost	14,000.00
Maintenace/Cost of Operation	$0.00
Maintenance Cost Over 5 years	$0.00
TOTAL INVESTMENT	$14,000.00
Est Salvage Value of Asset	$0.00
EST INITIAL INVESTMENT	$14,000.00

Description of Expenditure

Security Camera Replacment

Justification Information

Annual replacement schedule

MUNIS Financial Information

Funding Source	$14,000.00	General Levy Borrowing	2025
	$14,000.00		
Expenditure	$14,000.00	Security Camera Replacement	2025
	$14,000.00		

How will this improve our service level and efficiency

Annual replacement schedule

CIP-Expenditure

City Expenditure ID	176				
Expenditure Name	**Interview Room Camera System**			**City Project ID**	0
Expenditure Type	EQ	**Expenditure Status**	ACTIVE		
Category	Other	**Priority**	2		

Department Details

Department	Police	**Department Head**	CHIEF SMITH	**Project Contact**	RICK JURKANIS

Budget Information

Add/Replace	Replace	**Replacing Asset**		**Mileage**	0
Useful Life	0	**Condition**		**Age of Equipment**	0

Financial Information

Total Project Cost	
Initial Cost	60,000.00
Maintenace/Cost of Operation	$0.00
Maintenance Cost Over 5 years	$0.00
TOTAL INVESTMENT	$60,000.00
Est Salvage Value of Asset	$0.00
EST INITIAL INVESTMENT	$60,000.00

Description of Expenditure

INTERVIEW ROOM CAMERA SYSTEM

Justification Information

Annual Replacement

MUNIS Financial Information

Funding Source	$60,000.00	General Levy Borrowing	2021
	$60,000.00		
Expenditure	$60,000.00	Interview Room Camera System	2021
	$60,000.00		

How will this improve our service level and efficiency

Annual replacement schedule due to life expectancy of equipment.

CIP-Expenditure

City Expenditure ID	478				
Expenditure Name	**Security Camera 2021**			**City Project ID**	0
Expenditure Type	EQ	**Expenditure Status**	ACTIVE		
Category	Other	**Priority**	2		

Department Details

Department	Police	**Department Head**	CHIEF SMITH	**Project Contact**	RICK JURKANIS

Budget Information

Add/Replace	Replace	**Replacing Asset**		**Mileage**	0
Useful Life	0	**Condition**		**Age of Equipment**	0

Financial Information

Total Project Cost	
Initial Cost	12,000.00
Maintenace/Cost of Operation	$0.00
Maintenance Cost Over 5 years	$0.00
TOTAL INVESTMENT	$12,000.00
Est Salvage Value of Asset	$0.00
EST INITIAL INVESTMENT	$12,000.00

Description of Expenditure

SECURITY CAMERA

Justification Information

Annual Replacement

MUNIS Financial Information

Funding Source	$12,000.00	Operating Budget - Police	2021
	$12,000.00		
Expenditure	$12,000.00	Security Camera Replacement	2021
	$12,000.00		

How will this improve our service level and efficiency

Annual replacement schedule due to life expectancy of equipment.

CIP-Expenditure

City Expenditure ID	97				
Expenditure Name	**RADIOS**			**City Project ID**	0
Expenditure Type	EQ	**Expenditure Status**	ACTIVE		
Category	Other	**Priority**	1		

Department Details

Department	Fire Department	**Department Head**	DAVID LITTON	**Project Contact**	

Budget Information

Add/Replace	Replace	**Replacing Asset**	NA	**Mileage**	0
Useful Life	10	**Condition**	Poor	**Age of Equipment**	10

Financial Information

Total Project Cost	
Initial Cost	679,600.00
Maintenace/Cost of Operation	$0.00
Maintenance Cost Over 5 years	$0.00
TOTAL INVESTMENT	$679,600.00
Est Salvage Value of Asset	$0.00
EST INITIAL INVESTMENT	$679,600.00

Description of Expenditure

RADIOS

Justification Information

Replacing aged, highly technological equipment, transition to multiband necessary

MUNIS Financial Information

Funding Source	$49,200.00	General Levy Borrowing	2021
Funding Source	$253,500.00	General Levy Borrowing	2021
Funding Source	$376,900.00	General Levy Borrowing	2023
	$679,600.00		
Expenditure	$237,100.00	31 Dual Band Portable Radios	2021
Expenditure	$359,000.00	43 Dual Band Portable Radios	2023
Expenditure	$16,400.00	Base Radio - Station 2	2021
Expenditure	$16,400.00	Base Radio - Station 3	2021
Expenditure	$16,400.00	Base Radio - Station 4	2021
Expenditure	$17,900.00	Base Radio - Station 8	2023
Expenditure	$16,400.00	Base Radio - Station 9	2021
	$679,600.00		

How will this improve our service level and efficiency

Replaces outdated equipment. Allow communications with all agencies of various radio types

CIP-Expenditure

City Expenditure ID	108				
Expenditure Name	**BALLISTIC GEAR**			**City Project ID**	0
Expenditure Type	EQ	**Expenditure Status**	ACTIVE		
Category	Other	**Priority**	1		

Department Details

Department	Fire Department	**Department Head**	DAVID LITTON	**Project Contact**	

Budget Information

Add/Replace	Replace	**Replacing Asset**	NA	**Mileage**	0
Useful Life	5	**Condition**	Fair	**Age of Equipment**	5

Financial Information

Total Project Cost	
Initial Cost	182,400.00
Maintenace/Cost of Operation	$0.00
Maintenance Cost Over 5 years	$0.00
TOTAL INVESTMENT	$182,400.00
Est Salvage Value of Asset	$0.00
EST INITIAL INVESTMENT	$182,400.00

Description of Expenditure

BALLISTIC GEAR

Justification Information

Ballistic Gear has a life span of 5 years, after which is must be replaced.

MUNIS Financial Information

Funding Source	$182,400.00	General Levy Borrowing	2022
	$182,400.00		
Expenditure	$182,400.00	Ballistic Gear	2022
	$182,400.00		

How will this improve our service level and efficiency

Allows us to respond to hostile threat incidents with reduced chance of injury or death due to proper personal protective equipment.

CIP-Expenditure

City Expenditure ID	88				
Expenditure Name	**COMMERICAL DISHWASHER - Station 2**			**City Project ID**	0
Expenditure Type	EQ	**Expenditure Status**	ACTIVE		
Category	Other	**Priority**	1		

Department Details

Department	Fire Department	**Department Head**	DAVID LITTON	**Project Contact**	

Budget Information

Add/Replace	Replace	**Replacing Asset**		**Mileage**	0
Useful Life	15	**Condition**		**Age of Equipment**	0

Financial Information

Total Project Cost	
Initial Cost	15,500.00
Maintenace/Cost of Operation	$0.00
Maintenance Cost Over 5 years	$0.00
TOTAL INVESTMENT	$15,500.00
Est Salvage Value of Asset	$0.00
EST INITIAL INVESTMENT	$15,500.00

Description of Expenditure

COMMERICAL DISHWASHER - Station 2

Justification Information

MUNIS Financial Information

Funding Source	$15,500.00	General Levy Borrowing	2022
	$15,500.00		
Expenditure	$15,500.00	Commercial Dishwasher - Station 2	2022
	$15,500.00		

How will this improve our service level and efficiency

CIP-Expenditure

City Expenditure ID	89				
Expenditure Name	**COMMERCIAL DISHWASHER - STATION 5**			**City Project ID**	0
Expenditure Type	EQ	**Expenditure Status**	ACTIVE		
Category	Other	**Priority**	1		

Department Details

Department	Fire Department	**Department Head**	DAVID LITTON	**Project Contact**	

Budget Information

Add/Replace	Replace	**Replacing Asset**		**Mileage**	0
Useful Life	10	**Condition**		**Age of Equipment**	0

Financial Information

Total Project Cost	
Initial Cost	17,000.00
Maintenace/Cost of Operation	$0.00
Maintenance Cost Over 5 years	$0.00
TOTAL INVESTMENT	$17,000.00
Est Salvage Value of Asset	$0.00
EST INITIAL INVESTMENT	$17,000.00

Description of Expenditure

COMMERCIAL DISHWASHER - STATION 5

Justification Information

MUNIS Financial Information

Funding Source	$17,000.00	General Levy Borrowing	2024
	$17,000.00		
Expenditure	$17,000.00	Commercial Dishwasher - Station 5	2024
	$17,000.00		

How will this improve our service level and efficiency

CIP-Expenditure

City Expenditure ID	94				
Expenditure Name	**Commercial Range**			**City Project ID**	0
Expenditure Type	EQ	**Expenditure Status**	ACTIVE		
Category	Other	**Priority**	1		

Department Details

Department	Fire Department	**Department Head**	DAVID LITTON	**Project Contact**	

Budget Information

Add/Replace	Replace	**Replacing Asset**		**Mileage**	0
Useful Life	15	**Condition**		**Age of Equipment**	0

Financial Information

Total Project Cost	
Initial Cost	7,200.00
Maintenace/Cost of Operation	$0.00
Maintenance Cost Over 5 years	$0.00
TOTAL INVESTMENT	$0.00
Est Salvage Value of Asset	$0.00
EST INITIAL INVESTMENT	$7,200.00

Description of Expenditure

Commercial Range

Justification Information

MUNIS Financial Information

Funding Source	$7,200.00	General Levy Borrowing	2022
	$7,200.00		
Expenditure	$7,200.00	Commercial Range - Station 6	2022
	$7,200.00		

How will this improve our service level and efficiency

How will this improve our service level and efficiency?

CIP-Expenditure

City Expenditure ID	95				
Expenditure Name	**Commercial Refrigerator St 6**			**City Project ID**	0
Expenditure Type	EQ	**Expenditure Status**	ACTIVE		
Category	Other	**Priority**	1		

Department Details

Department	Fire Department	**Department Head**	DAVID LITTON	**Project Contact**	

Budget Information

Add/Replace	Replace	**Replacing Asset**	0	**Mileage**	0
Useful Life	15	**Condition**	Fair	**Age of Equipment**	10

Financial Information

Total Project Cost	
Initial Cost	4,600.00
Maintenace/Cost of Operation	$0.00
Maintenance Cost Over 5 years	$0.00
TOTAL INVESTMENT	$0.00
Est Salvage Value of Asset	$0.00
EST INITIAL INVESTMENT	$4,600.00

Description of Expenditure

Commercial Refrigerator St 6

Justification Information

REFRIGERATOR NEEDED

MUNIS Financial Information

Funding Source	$4,600.00	General Levy Borrowing	2024
	$4,600.00		
Expenditure	$4,600.00	Commercial Refrigerator - Station 6	2024
	$4,600.00		

How will this improve our service level and efficiency

How will this improve our service level and efficiency?

CIP-Expenditure

City Expenditure ID	98				
Expenditure Name	**WATER HEATER - STATION 4**			**City Project ID**	0
Expenditure Type	EQ	**Expenditure Status**	ACTIVE		
Category	Other	**Priority**	1		

Department Details

Department	Fire Department	**Department Head**	DAVID LITTON	**Project Contact**	

Budget Information

Add/Replace	Replace	**Replacing Asset**	0	**Mileage**	0
Useful Life	10	**Condition**	Poor	**Age of Equipment**	18

Financial Information

Total Project Cost	
Initial Cost	11,200.00
Maintenace/Cost of Operation	$0.00
Maintenance Cost Over 5 years	$0.00
TOTAL INVESTMENT	$11,200.00
Est Salvage Value of Asset	$0.00
EST INITIAL INVESTMENT	$11,200.00

Description of Expenditure

WATER HEATER - STATION 4

Justification Information

Replacing end of life equipment. Current water heater is original to the building. This was deferred in 2021, pushed out to 2024.

MUNIS Financial Information

Funding Source	$11,200.00	General Levy Borrowing	2024
	$11,200.00		
Expenditure	$11,200.00	Commercial Water Heater - Station 4	2024
	$11,200.00		

How will this improve our service level and efficiency

Allow for continued maintenance of station equipment on a planned basis rather than emergency replacement after equipment fails.

CIP-Expenditure

City Expenditure ID	102				
Expenditure Name	**EMS BICYCLES/Equipment**			**City Project ID**	0
Expenditure Type	EQ	**Expenditure Status**	ACTIVE		
Category	Other	**Priority**	1		

Department Details

Department	Fire Department	**Department Head**	DAVID LITTON	**Project Contact**	

Budget Information

Add/Replace	Replace	**Replacing Asset**	0	**Mileage**	0
Useful Life	10	**Condition**	Poor	**Age of Equipment**	13

Financial Information

Total Project Cost	
Initial Cost	73,500.00
Maintenace/Cost of Operation	$0.00
Maintenance Cost Over 5 years	$0.00
TOTAL INVESTMENT	$73,500.00
Est Salvage Value of Asset	$0.00
EST INITIAL INVESTMENT	$73,500.00

Description of Expenditure

EMS BICYCLES and associated EMS Equipment

Justification Information

EMS bicycles are used by paramedics at special events to move around the event and access people in need of medical care. The current EMS bicycles are well over 10 years old and have significant maintenance issues. They are stock bicycles not designed for the type of use that they receive.

MUNIS Financial Information

Funding Source	$73,500.00	General Levy Borrowing	2021
	$73,500.00		
Expenditure	$73,500.00	EMS Bicycles	2021
	$73,500.00		

How will this improve our service level and efficiency

This will allow us to continue to provide EMS service at special events and decrease maintenance costs on bicycles.

CIP-Expenditure

City Expenditure ID	860				
Expenditure Name	**Extrication Equipment**			**City Project ID**	0
Expenditure Type	EQ	**Expenditure Status**	ACTIVE		
Category	Other	**Priority**	1		

Department Details

Department	Fire Department	**Department Head**	David Litton	**Project Contact**	

Budget Information

Add/Replace	Replace	**Replacing Asset**	NA	**Mileage**	0
Useful Life	10	**Condition**	Fair	**Age of Equipment**	10

Financial Information

Total Project Cost	
Initial Cost	191,450.00
Maintenace/Cost of Operation	$500.00
Maintenance Cost Over 5 years	$2,500.00
TOTAL INVESTMENT	$193,950.00
Est Salvage Value of Asset	$0.00
EST INITIAL INVESTMENT	$191,450.00

Description of Expenditure

Replace vehicle extrication equipment ("Jaws of Life")

Justification Information

Extrication equipment technology changes rapidly over time. The materials used in vehicle and machinery construction are changing constantly and require higher hydraulic pressures and use different metals to allow for cutting and bending of materials used in the manufacture of vehicles and machinery. Without regular replacement, there may be metals and materials that we cannot cut or bend and we may not be able to rescue a person entrapped or entangled in a vehicle or machine.

MUNIS Financial Information

Funding Source	$191,450.00	General Levy Borrowing	2025
	$191,450.00		
Expenditure	$191,450.00	Extrication Equipment	2025
	$191,450.00		

How will this improve our service level and efficiency

Regular replacement of this equipment allows us to maintain our ability to quickly rescue a person from vehicle accident or from a machine that they may be entangled in.

CIP-Expenditure

City Expenditure ID	110				
Expenditure Name	**FOAM REPLACEMENT**			**City Project ID**	0
Expenditure Type	EQ	**Expenditure Status**	ACTIVE		
Category	Other	**Priority**	1		

Department Details

Department	Fire Department	**Department Head**	DAVID LITTON	**Project Contact**	

Budget Information

Add/Replace	Replace	**Replacing Asset**	0	**Mileage**	0
Useful Life	20	**Condition**	Poor	**Age of Equipment**	10

Financial Information

Total Project Cost	
Initial Cost	17,500.00
Maintenace/Cost of Operation	$0.00
Maintenance Cost Over 5 years	$0.00
TOTAL INVESTMENT	$17,500.00
Est Salvage Value of Asset	$0.00
EST INITIAL INVESTMENT	$17,500.00

Description of Expenditure

Replacement of Firefighing Foam

Justification Information

All foam must be replaced with foam that does not contain PFAS. Foams containing PFAS can no longer be used due to water contamination that can cause cancer.

MUNIS Financial Information

Funding Source	$17,500.00	General Levy Borrowing	2021
	$17,500.00		
Expenditure	$17,500.00	Foam Replacement	2021
	$17,500.00		

How will this improve our service level and efficiency

The replacement of PFAS containing foams is necessary to avoid lawsuits and environmental clean up costs.

CIP-Expenditure

City Expenditure ID	91				
Expenditure Name	**GEAR WASHER/DRYER STATION 3**			**City Project ID**	0
Expenditure Type	EQ	**Expenditure Status**	ACTIVE		
Category	Other	**Priority**	1		

Department Details

Department	Fire Department	**Department Head**	DAVID LITTON	**Project Contact**	

Budget Information

Add/Replace	Replace	**Replacing Asset**		**Mileage**	0
Useful Life	10	**Condition**		**Age of Equipment**	0

Financial Information

Total Project Cost	
Initial Cost	23,900.00
Maintenace/Cost of Operation	$0.00
Maintenance Cost Over 5 years	$0.00
TOTAL INVESTMENT	$23,900.00
Est Salvage Value of Asset	$0.00
EST INITIAL INVESTMENT	$23,900.00

Description of Expenditure

GEAR WASHER/DRYER STATION 3

Justification Information

MUNIS Financial Information

Funding Source	$23,900.00	General Levy Borrowing	2022
	$23,900.00		
Expenditure	$23,900.00	Gear Washer/Dryer - Station 3	2022
	$23,900.00		

How will this improve our service level and efficiency

CIP-Expenditure

City Expenditure ID	92				
Expenditure Name	**GEAR WASHER/DRYER STATION 4**			**City Project ID**	0
Expenditure Type	EQ	**Expenditure Status**	ACTIVE		
Category	Other	**Priority**	1		

Department Details

Department	Fire Department	**Department Head**	DAVID LITTON	**Project Contact**	

Budget Information

Add/Replace	Replace	**Replacing Asset**		**Mileage**	0
Useful Life	15	**Condition**		**Age of Equipment**	0

Financial Information

Total Project Cost	
Initial Cost	25,000.00
Maintenace/Cost of Operation	$0.00
Maintenance Cost Over 5 years	$0.00
TOTAL INVESTMENT	$25,000.00
Est Salvage Value of Asset	$0.00
EST INITIAL INVESTMENT	$25,000.00

Description of Expenditure

GEAR WASHER/DRYER STATION 4

Justification Information

MUNIS Financial Information

Funding Source	$25,000.00	General Levy Borrowing	2023
	$25,000.00		
Expenditure	$25,000.00	Gear Washer/Dryer - Station 4	2023
	$25,000.00		

How will this improve our service level and efficiency

CIP-Expenditure

City Expenditure ID	93				
Expenditure Name	**GEAR WASHER/DRYER STATION 6**			**City Project ID**	0
Expenditure Type	EQ	**Expenditure Status**	ACTIVE		
Category	Other	**Priority**	1		

Department Details

Department	Fire Department	**Department Head**	DAVID LITTON	**Project Contact**	

Budget Information

Add/Replace	Replace	**Replacing Asset**		**Mileage**	0
Useful Life	15	**Condition**		**Age of Equipment**	0

Financial Information

Total Project Cost	
Initial Cost	25,000.00
Maintenace/Cost of Operation	$0.00
Maintenance Cost Over 5 years	$0.00
TOTAL INVESTMENT	$25,000.00
Est Salvage Value of Asset	$0.00
EST INITIAL INVESTMENT	$25,000.00

Description of Expenditure

GEAR WASHER/DRYER STATION 6

Justification Information

MUNIS Financial Information

Funding Source	$25,000.00	General Levy Borrowing	2023
	$25,000.00		
Expenditure	$25,000.00	Gear Washer/Dryer - Station 6	2023
	$25,000.00		

How will this improve our service level and efficiency

CIP-Expenditure

City Expenditure ID	96				
Expenditure Name	**Radio Firmware/Tune**			**City Project ID**	0
Expenditure Type	EQ	**Expenditure Status**	ACTIVE		
Category	Other	**Priority**	1		

Department Details

Department	Fire Department	**Department Head**	DAVID LITTON	**Project Contact**	

Budget Information

Add/Replace	Replace	**Replacing Asset**	0	**Mileage**	0
Useful Life	5	**Condition**	Good	**Age of Equipment**	10

Financial Information

Total Project Cost	
Initial Cost	32,450.00
Maintenace/Cost of Operation	$0.00
Maintenance Cost Over 5 years	$0.00
TOTAL INVESTMENT	$32,450.00
Est Salvage Value of Asset	$0.00
EST INITIAL INVESTMENT	$32,450.00

Description of Expenditure

Radio Firmware/Tune

Justification Information

Software updates are necessary for the radios to continue to work properly.

MUNIS Financial Information

Funding Source	$15,500.00	General Levy Borrowing	2023
Funding Source	$16,950.00	General Levy Borrowing	2025
	$32,450.00		
Expenditure	$15,500.00	Radio Firmware/Tune	2023
Expenditure	$16,950.00	Radio Firmware/Tune	2025
	$32,450.00		

How will this improve our service level and efficiency

This will allow us to continue to communicate via radio effectively and efficiently with all other public safety agencies in the county.

CIP-Expenditure

City Expenditure ID	106				
Expenditure Name	**HAZMAT MASS SPEC**			**City Project ID**	0
Expenditure Type	EQ	**Expenditure Status**	ACTIVE		
Category	Other	**Priority**	1		

Department Details

Department	Fire Department	**Department Head**	DAVID LITTON	**Project Contact**	

Budget Information

Add/Replace	Replace	**Replacing Asset**	NA	**Mileage**	0
Useful Life	10	**Condition**	Poor	**Age of Equipment**	10

Financial Information

Total Project Cost	
Initial Cost	140,500.00
Maintenace/Cost of Operation	$0.00
Maintenance Cost Over 5 years	$0.00
TOTAL INVESTMENT	$140,500.00
Est Salvage Value of Asset	$0.00
EST INITIAL INVESTMENT	$140,500.00

Description of Expenditure

HAZMAT MASS SPEC

Justification Information

This is a sophisticated piece of equipment that allows hazardous materials technicians to identify unknown substances to determine whether or not they are a hazard to people. This is a necessary piece of equipment for the hazardous materials team and is regularly deployed to Lambeau Field on game days and other special events as well as being used routinely by law enforcement to identify drugs. This technology advances rapidly which is why the lifespan of this equipment is brief.

MUNIS Financial Information

Funding Source	$140,500.00	General Levy Borrowing	2023
	$140,500.00		
Expenditure	$140,500.00	Hazmat Mass Spec	2023
	$140,500.00		

How will this improve our service level and efficiency

This equipment allows us to quickly identify unknown substances to determine hazard. The ability to do this allows us to keep businesses open and events to continue by creating an effective response. Without it, our only choice would be to shut down businesses for hours and stop special events while waiting to identify a substance that may be hazardous. The financial impact of these shut downs to the community could be significant.

CIP-Expenditure

City Expenditure ID	107				
Expenditure Name	**VIDEO CONFERENCE**			**City Project ID**	0
Expenditure Type	EQ	**Expenditure Status**	ACTIVE		
Category	Other	**Priority**	1		

Department Details

Department	Fire Department	**Department Head**	DAVID LITTON	**Project Contact**	

Budget Information

Add/Replace	Replace	**Replacing Asset**	0	**Mileage**	0
Useful Life	10	**Condition**	Fair	**Age of Equipment**	10

Financial Information

Total Project Cost	
Initial Cost	196,500.00
Maintenace/Cost of Operation	$0.00
Maintenance Cost Over 5 years	$0.00
TOTAL INVESTMENT	$196,500.00
Est Salvage Value of Asset	$0.00
EST INITIAL INVESTMENT	$196,500.00

Description of Expenditure

VIDEO CONFERENCE

Justification Information

NEEDED FOR DEPARTMENT COMMUNICATION

MUNIS Financial Information

Funding Source	$196,500.00	General Levy Borrowing	2025
	$196,500.00		
Expenditure	$196,500.00	Video Conference	2025
	$196,500.00		

How will this improve our service level and efficiency

WILL BE ADDED BY DEPARTMENT

CIP-Expenditure

City Expenditure ID	99				
Expenditure Name	**WATER HEATER - STATION 6**			**City Project ID**	0
Expenditure Type	EQ	**Expenditure Status**	ACTIVE		
Category	Other	**Priority**	1		

Department Details

Department	Fire Department	**Department Head**	DAVID LITTON	**Project Contact**	

Budget Information

Add/Replace	Replace	**Replacing Asset**	0	**Mileage**	0
Useful Life	10	**Condition**	Fair	**Age of Equipment**	10

Financial Information

Total Project Cost	
Initial Cost	12,800.00
Maintenace/Cost of Operation	$0.00
Maintenance Cost Over 5 years	$0.00
TOTAL INVESTMENT	$12,800.00
Est Salvage Value of Asset	$0.00
EST INITIAL INVESTMENT	$12,800.00

Description of Expenditure

WATER HEATER - STATION 6

Justification Information

JUSTIFICATION WILL BE PROVIDED BY DEPARTMENT

MUNIS Financial Information

Funding Source	$12,800.00	General Levy Borrowing	2024
	$12,800.00		
Expenditure	$12,800.00	New Water Heater - Station 6 (North)	2024
	$12,800.00		

How will this improve our service level and efficiency

WATER HEATER NEEDED

CIP-Expenditure

City Expenditure ID	100				
Expenditure Name	**WATER HEATER - STATION 7**			**City Project ID**	0
Expenditure Type	EQ	**Expenditure Status**	ACTIVE		
Category	Other	**Priority**	1		

Department Details

Department	Fire Department	**Department Head**	DAVID LITTON	**Project Contact**	

Budget Information

Add/Replace	Replace	**Replacing Asset**	0	**Mileage**	0
Useful Life	10	**Condition**	Poor	**Age of Equipment**	20

Financial Information

Total Project Cost	
Initial Cost	10,700.00
Maintenace/Cost of Operation	$0.00
Maintenance Cost Over 5 years	$0.00
TOTAL INVESTMENT	$10,700.00
Est Salvage Value of Asset	$0.00
EST INITIAL INVESTMENT	$10,700.00

Description of Expenditure

WATER HEATER - STATION 7

Justification Information

Replacing end of life equipment. This was deferred in 2021, moved to 2022

MUNIS Financial Information

Funding Source	$10,700.00	General Levy Borrowing	2022
	$10,700.00		
Expenditure	$10,700.00	New Water Heater - Station 7	2022
	$10,700.00		

How will this improve our service level and efficiency

Allow for continued maintenance of station equipment on a planned basis rather than emergency replacement after equipment fails.

CIP-Expenditure

City Expenditure ID	859				
Expenditure Name	**Mobile Data Computers**			**City Project ID**	0
Expenditure Type	EQ	**Expenditure Status**	ACTIVE		
Category	Other	**Priority**	1		

Department Details

Department	Fire Department	**Department Head**	David Litton	**Project Contact**	

Budget Information

Add/Replace	Replace	**Replacing Asset**	NA	**Mileage**	0
Useful Life	5	**Condition**	Poor	**Age of Equipment**	5

Financial Information

Total Project Cost	
Initial Cost	205,410.00
Maintenace/Cost of Operation	$500.00
Maintenance Cost Over 5 years	$2,500.00
TOTAL INVESTMENT	$207,910.00
Est Salvage Value of Asset	$0.00
EST INITIAL INVESTMENT	$205,410.00

Description of Expenditure

Replacement of all Mobile Data Computers in fire department apparatus

Justification Information

Computer technology changes significantly in a period of 5 years. These computers are all vehicle mounted computers used to receive and transmit incident information. These computers are constantly vibrating and being jolted because they are in heavy vehicle and they do not last long.

MUNIS Financial Information

Funding Source	$205,410.00	General Levy Borrowing	2022
	$205,410.00		
Expenditure	$205,410.00	Mobile Data Computers Fire	2022
	$205,410.00		

How will this improve our service level and efficiency

Replacement of the mobile data computers will lead to less maintenance costs and down time over time.

CIP-Expenditure

City Expenditure ID	84				
Expenditure Name	**ASPHALT RECLAIM BOX - 4 TON**			**City Project ID**	0
Expenditure Type	EQ	**Expenditure Status**	ACTIVE		
Category	Other	**Priority**	1		

Department Details

Department	DPW CITY HALL-OPERATIONS	**Department Head**	STEVEN GRENIER	**Project Contact**	

Budget Information

Add/Replace	Replace	**Replacing Asset**	628	**Mileage**	0
Useful Life	10	**Condition**	Fair	**Age of Equipment**	8

Financial Information

Total Project Cost	
Initial Cost	55,000.00
Maintenace/Cost of Operation	$1,000.00
Maintenance Cost Over 5 years	$5,000.00
TOTAL INVESTMENT	$60,000.00
Est Salvage Value of Asset	$8,000.00
EST INITIAL INVESTMENT	$47,000.00

Description of Expenditure

ASPHALT RECLAIM BOX - 4 TON

Justification Information

Asphalt reclaiming boxes are used throughout the City to repair and maintain roadways. Upon replacement, unit 628 will be 11 years old and in need of costly repairs.

MUNIS Financial Information

Funding Source	$47,000.00	General Levy Borrowing	2022
	$47,000.00		
Expenditure	$47,000.00	Asphalt Reclaim Box - 4 Ton	2022
	$47,000.00		

How will this improve our service level and efficiency

A reliable and efficient asphalt reclaiming box is need to maintain and increase the level of service.

CIP-Expenditure

City Expenditure ID	77				
Expenditure Name	**BRUSH CHIPPER**			**City Project ID**	0
Expenditure Type	EQ	**Expenditure Status**	ACTIVE		
Category	Other	**Priority**	1		

Department Details

Department	DPW CITY HALL-OPERATIONS	**Department Head**	STEVEN GRENIER	**Project Contact**	

Budget Information

Add/Replace	Replace	**Replacing Asset**	537	**Mileage**	0
Useful Life	0	**Condition**	Poor	**Age of Equipment**	15

Financial Information

Total Project Cost	
Initial Cost	80,000.00
Maintenace/Cost of Operation	$2,500.00
Maintenance Cost Over 5 years	$12,500.00
TOTAL INVESTMENT	$92,500.00
Est Salvage Value of Asset	$2,000.00
EST INITIAL INVESTMENT	$78,000.00

Description of Expenditure

BRUSH CHIPPER

Justification Information

Brush chippers are utilized for chipping trees and brush throughout the City and have a life expectancy of 12 years. Chipper 537 will be 18 years old at time of replacement and the repair costs will exceed the value of the machine.

MUNIS Financial Information

Funding Source	$78,000.00	General Levy Borrowing	2022
	$78,000.00		
Expenditure	$78,000.00	Brush Chipper	2022
	$78,000.00		

How will this improve our service level and efficiency

Replacement of this chipper is needed to safely maintain the current level of service.

CIP-Expenditure

City Expenditure ID	87				
Expenditure Name	**LOADER/WING/PLOW**			**City Project ID**	0
Expenditure Type	EQ	**Expenditure Status**	ACTIVE		
Category	Other	**Priority**	1		

Department Details

Department	DPW CITY HALL-OPERATIONS	**Department Head**	STEVEN GRENIER	**Project Contact**	

Budget Information

Add/Replace	Replace	**Replacing Asset**	811	**Mileage**	0
Useful Life	0	**Condition**	Fair	**Age of Equipment**	13

Financial Information

Total Project Cost	
Initial Cost	215,000.00
Maintenace/Cost of Operation	$2,000.00
Maintenance Cost Over 5 years	$10,000.00
TOTAL INVESTMENT	$225,000.00
Est Salvage Value of Asset	$15,000.00
EST INITIAL INVESTMENT	$200,000.00

Description of Expenditure

LOADER/WING/PLOW

Justification Information

Front end loaders are used at the yard waste sites and for plowing snow and have a life expectancy of 12 years. Loader 811 will be 13 years old at time of replacement. Repair and maintenance costs are escalating and exceed the value of the machine.

MUNIS Financial Information

Funding Source	$200,000.00	General Levy Borrowing	2023
	$200,000.00		
Expenditure	$200,000.00	Front End Loader/Wing/Plow/Grapple	2023
	$200,000.00		

How will this improve our service level and efficiency

A fleet of dependable loaders is necessary to maintain the current level of service for yard waste and snow plow operations

CIP-Expenditure

City Expenditure ID	82				
Expenditure Name	**SIDEWALK TRACTOR**			**City Project ID**	0
Expenditure Type	EQ	**Expenditure Status**	ACTIVE		
Category	Other	**Priority**	1		

Department Details

Department	DPW CITY HALL-OPERATIONS	**Department Head**	STEVEN GRENIER	**Project Contact**	

Budget Information

Add/Replace	Replace	**Replacing Asset**	757	**Mileage**	0
Useful Life	0	**Condition**	Good	**Age of Equipment**	5

Financial Information

Total Project Cost	
Initial Cost	90,000.00
Maintenace/Cost of Operation	$5,000.00
Maintenance Cost Over 5 years	$25,000.00
TOTAL INVESTMENT	$115,000.00
Est Salvage Value of Asset	$5,000.00
EST INITIAL INVESTMENT	$85,000.00

Description of Expenditure

SIDEWALK TRACTOR

Justification Information

Sidewalk units play a key role throughout the year plowing snow, collecting yard debris and maintaining City streets. Due to their service duty, these machines are costly to maintain and the replacement is needed every 6 years. Unit 757 will be 11 years old at time of replacement and repairs will exceed the value of the machine.

MUNIS Financial Information

Funding Source	$85,000.00	General Levy Borrowing	2024
	$85,000.00		
Expenditure	$85,000.00	Sidewalk Tractor	2024
	$85,000.00		

How will this improve our service level and efficiency

Having a reliable sidewalk machine is critical in maintaining and increasing the level of service

CIP-Expenditure

City Expenditure ID	80				
Expenditure Name	**SIDEWALK TRACTOR**			**City Project ID**	0
Expenditure Type	EQ	**Expenditure Status**	ACTIVE		
Category	Other	**Priority**	1		

Department Details

Department	DPW CITY HALL-OPERATIONS	**Department Head**	STEVEN GRENIER	**Project Contact**	

Budget Information

Add/Replace	Replace	**Replacing Asset**	753	**Mileage**	0
Useful Life	0	**Condition**	Poor	**Age of Equipment**	11

Financial Information

Total Project Cost	
Initial Cost	63,000.00
Maintenace/Cost of Operation	$5,000.00
Maintenance Cost Over 5 years	$25,000.00
TOTAL INVESTMENT	$88,000.00
Est Salvage Value of Asset	$5,000.00
EST INITIAL INVESTMENT	$58,000.00

Description of Expenditure

SIDEWALK TRACTOR

Justification Information

Sidewalk units play a key role throughout the year plowing snow, collecting yard debris and maintaining City streets. Due to their service duty, these machines are costly to maintain and the replacement is needed every 6 years. Unit 753 will be 14 years old at time of replacement and repairs will exceed the value of the machine.

MUNIS Financial Information

Funding Source	$58,000.00	General Levy Borrowing	2022
	$58,000.00		
Expenditure	$58,000.00	Sidewalk Tractor	2022
	$58,000.00		

How will this improve our service level and efficiency

Having a reliable sidewalk machine is critical in maintaining and increasing the level of service

CIP-Expenditure

City Expenditure ID	81				
Expenditure Name	**SIDEWALK TRACTOR**			**City Project ID**	0
Expenditure Type	EQ	**Expenditure Status**	ACTIVE		
Category	Other	**Priority**	1		

Department Details

Department	DPW CITY HALL-OPERATIONS	**Department Head**	STEVEN GRENIER	**Project Contact**	

Budget Information

Add/Replace	Replace	**Replacing Asset**	755	**Mileage**	0
Useful Life	0	**Condition**	Excellent	**Age of Equipment**	9

Financial Information

Total Project Cost	
Initial Cost	66,000.00
Maintenace/Cost of Operation	$5,000.00
Maintenance Cost Over 5 years	$25,000.00
TOTAL INVESTMENT	$91,000.00
Est Salvage Value of Asset	$5,000.00
EST INITIAL INVESTMENT	$61,000.00

Description of Expenditure

SIDEWALK TRACTOR

Justification Information

Sidewalk units play a key role throughout the year plowing snow, collecting yard debris and maintaining City streets. Due to their service duty, these machines are costly to maintain and the replacement is needed every 6 years. Unit 755 will be 13 years old at time of replacement and repairs will exceed the value of the machine.

MUNIS Financial Information

Funding Source	$61,000.00	General Levy Borrowing	2023
	$61,000.00		
Expenditure	$61,000.00	Sidewalk Tractor	2023
	$61,000.00		

How will this improve our service level and efficiency

Having a reliable sidewalk machine is critical in maintaining and increasing the level of service

CIP-Expenditure

City Expenditure ID	906				
Expenditure Name	**TRACTOR, 4X4 with bucket/fail mower**			**City Project ID**	0
Expenditure Type	EQ	**Expenditure Status**	ACTIVE		
Category	Other	**Priority**	1		

Department Details

Department	DPW CITY HALL-OPERATIONS	**Department Head**	STEVEN GRENIER	**Project Contact**	

Budget Information

Add/Replace	Replace	**Replacing Asset**	709	**Mileage**	0
Useful Life	0	**Condition**	Poor	**Age of Equipment**	0

Financial Information

Total Project Cost	
Initial Cost	70,000.00
Maintenace/Cost of Operation	$10,000.00
Maintenance Cost Over 5 years	$50,000.00
TOTAL INVESTMENT	$120,000.00
Est Salvage Value of Asset	$1,000.00
EST INITIAL INVESTMENT	$69,000.00

Description of Expenditure

TRACTOR

Justification Information

Replace #709 Tractor

MUNIS Financial Information

Funding Source	$69,000.00	General Levy Borrowing	2021
	$69,000.00		
Expenditure	$69,000.00	TRACTOR, 4X4 with bucket/fail mower	2021
	$69,000.00		

How will this improve our service level and efficiency

Having a reliable sidewalk machine is critical in maintaining and increasing the level of service

CIP-Expenditure

City Expenditure ID	907				
Expenditure Name	**TRACTOR, 4X4 with bucket/fail mower**			**City Project ID**	0
Expenditure Type	EQ	**Expenditure Status**	ACTIVE		
Category	Other	**Priority**	1		

Department Details

Department	DPW CITY HALL-OPERATIONS	**Department Head**	STEVEN GRENIER	**Project Contact**	

Budget Information

Add/Replace	Replace	**Replacing Asset**	709	**Mileage**	0
Useful Life	0	**Condition**	Poor	**Age of Equipment**	0

Financial Information

Total Project Cost	
Initial Cost	70,000.00
Maintenace/Cost of Operation	$10,000.00
Maintenance Cost Over 5 years	$50,000.00
TOTAL INVESTMENT	$120,000.00
Est Salvage Value of Asset	$1,000.00
EST INITIAL INVESTMENT	$69,000.00

Description of Expenditure

TRACTOR

Justification Information

Replace #709 Tractor

MUNIS Financial Information

Funding Source	$69,000.00	General Levy Borrowing	2021
	$69,000.00		
Expenditure	$69,000.00	TRACTOR, 4X4 with bucket/fail mower	2021
	$69,000.00		

How will this improve our service level and efficiency

Having a reliable sidewalk machine is critical in maintaining and increasing the level of service

CIP-Expenditure

City Expenditure ID	908				
Expenditure Name	**Spreader, salt V-box**			**City Project ID**	0
Expenditure Type	EQ	**Expenditure Status**	ACTIVE		
Category	Other	**Priority**	1		

Department Details

Department	DPW CITY HALL-OPERATIONS	**Department Head**	STEVEN GRENIER	**Project Contact**	

Budget Information

Add/Replace	Add	**Replacing Asset**		**Mileage**	0
Useful Life	0	**Condition**	Poor	**Age of Equipment**	0

Financial Information

Total Project Cost	
Initial Cost	25,000.00
Maintenace/Cost of Operation	$500.00
Maintenance Cost Over 5 years	$2,500.00
TOTAL INVESTMENT	$27,500.00
Est Salvage Value of Asset	$0.00
EST INITIAL INVESTMENT	$25,000.00

Description of Expenditure

New to fleet (keeping old unit for spare)

Justification Information

MUNIS Financial Information

Funding Source	$25,000.00	General Levy Borrowing	2021
	$25,000.00		
Expenditure	$25,000.00	Spreader, salt V-box	2021
	$25,000.00		

How will this improve our service level and efficiency

Having a reliable sidewalk machine is critical in maintaining and increasing the level of service

CIP-Expenditure

City Expenditure ID	909				
Expenditure Name	**Spreader, salt V-box**			**City Project ID**	0
Expenditure Type	EQ	**Expenditure Status**	ACTIVE		
Category	Other	**Priority**	1		

Department Details

Department	DPW CITY HALL-OPERATIONS	**Department Head**	STEVEN GRENIER	**Project Contact**	

Budget Information

Add/Replace	Add	**Replacing Asset**		**Mileage**	0
Useful Life	0	**Condition**	Poor	**Age of Equipment**	0

Financial Information

Total Project Cost	
Initial Cost	25,000.00
Maintenace/Cost of Operation	$500.00
Maintenance Cost Over 5 years	$2,500.00
TOTAL INVESTMENT	$27,500.00
Est Salvage Value of Asset	$0.00
EST INITIAL INVESTMENT	$25,000.00

Description of Expenditure

New to fleet (keeping old unit for spare)

Justification Information

MUNIS Financial Information

Funding Source	$25,000.00	General Levy Borrowing	2021
	$25,000.00		
Expenditure	$25,000.00	Spreader, salt V-box	2021
	$25,000.00		

How will this improve our service level and efficiency

Having a reliable sidewalk machine is critical in maintaining and increasing the level of service

CIP-Expenditure

City Expenditure ID	562				
Expenditure Name	**Mechanic Toolboxes**			**City Project ID**	0
Expenditure Type	EQ	**Expenditure Status**	ACTIVE		
Category	Building	**Priority**	1		

Department Details

Department	DPW CITY HALL-OPERATIONS	**Department Head**	Steve Grenier	**Project Contact**	Nathan Wachtendonk

Budget Information

Add/Replace	Replace	**Replacing Asset**	000	**Mileage**	0
Useful Life	10	**Condition**	Poor	**Age of Equipment**	20

Financial Information

Total Project Cost	
Initial Cost	7,500.00
Maintenace/Cost of Operation	$1.00
Maintenance Cost Over 5 years	$5.00
TOTAL INVESTMENT	$7,505.00
Est Salvage Value of Asset	$100.00
EST INITIAL INVESTMENT	$7,400.00

Description of Expenditure

Large rolling toolboxes are used for storage of Mechanic tools, and provide a mobile work bench next to a vehicle being repaired.

Justification Information

Existing toolboxes are very old and in failing condition. Drawers and casters do not work correctly. Some toolbox cases also have sheet metal repair.

MUNIS Financial Information

Funding Source	$7,400.00	Operating Budget - DPW	2021
	$7,400.00		
Expenditure	$7,400.00	Mechanic toolboxes	2021
	$7,400.00		

How will this improve our service level and efficiency

Efficiency

CIP-Expenditure

City Expenditure ID	563				
Expenditure Name	**Tractor-Mounted Snow Box/Pushers (x4)**			**City Project ID**	0
Expenditure Type	EQ	**Expenditure Status**	ACTIVE		
Category	Streets	**Priority**	1		

Department Details

Department	DPW CITY HALL-OPERATIONS	**Department Head**	Steve Grenier	**Project Contact**	Nathan Wachtendonk

Budget Information

Add/Replace	Add	**Replacing Asset**		**Mileage**	0
Useful Life	0	**Condition**		**Age of Equipment**	0

Financial Information

Total Project Cost	
Initial Cost	15,000.00
Maintenace/Cost of Operation	$1.00
Maintenance Cost Over 5 years	$5.00
TOTAL INVESTMENT	$15,005.00
Est Salvage Value of Asset	$0.00
EST INITIAL INVESTMENT	$15,000.00

Description of Expenditure

This purchase includes four (4) snow pusher attachments for use with DPW tractors.

Justification Information

DPW tractors are equipped with smaller (3/4 cubic yard capacity) buckets. Tractors are used to clear snow in cul-de-sacs and DPW facilities. Larger tractor attachments will improve work efficiency and reduce time spent on snow clearing tasks.

MUNIS Financial Information

Funding Source	$15,000.00	Operating Budget - DPW	2021
	$15,000.00		
Expenditure	$15,000.00	Tractor-mounted snow box/pushers (x4)	2021
	$15,000.00		

How will this improve our service level and efficiency

The units will be used to clear snow more efficiently from cul-de-sacs and DPW facilities.

CIP-Expenditure

City Expenditure ID	564				
Expenditure Name	**Vehicle Computer Reader**			**City Project ID**	0
Expenditure Type	EQ	**Expenditure Status**	ACTIVE		
Category	Motor	**Priority**	1		

Department Details

Department	DPW CITY HALL-OPERATIONS	**Department Head**	Steve Grenier	**Project Contact**	Nathan Wachtendonk

Budget Information

Add/Replace	Add	**Replacing Asset**		**Mileage**	0
Useful Life	0	**Condition**		**Age of Equipment**	0

Financial Information

Total Project Cost	
Initial Cost	5,000.00
Maintenace/Cost of Operation	$0.00
Maintenance Cost Over 5 years	$0.00
TOTAL INVESTMENT	$5,000.00
Est Salvage Value of Asset	$0.00
EST INITIAL INVESTMENT	$5,000.00

Description of Expenditure

This unit is used to identify vehicle system problems, and assist with identification of solutions.

Justification Information

Modern vehicles include computer systems for control of the engine, transmission, chassis and in-cab devices. Mechanics must use devices to communicate with vehicle computers in order to efficiently and properly diagnose and repair problems.

MUNIS Financial Information

Funding Source	$5,000.00	Operating Budget - DPW	2021
	$5,000.00		
Expenditure	$5,000.00	Vehicle computer reader	2021
	$5,000.00		

How will this improve our service level and efficiency

Without vehicle computer code readers, mechanics must guess what electronic items have failed on a vehicle.

CIP-Expenditure

City Expenditure ID	565				
Expenditure Name	**SYNCHRO 11 traffic analysis software**			**City Project ID**	0
Expenditure Type	EQ	**Expenditure Status**	ACTIVE		
Category	TrafficNonSignal	**Priority**	1		

Department Details

Department	DPW CITY HALL-OPERATIONS	**Department Head**	Steve Grenier	**Project Contact**	

Budget Information

Add/Replace	Replace	**Replacing Asset**	000	**Mileage**	0
Useful Life	0	**Condition**		**Age of Equipment**	1

Financial Information

Total Project Cost	
Initial Cost	2,500.00
Maintenace/Cost of Operation	$0.00
Maintenance Cost Over 5 years	$0.00
TOTAL INVESTMENT	$2,500.00
Est Salvage Value of Asset	$0.00
EST INITIAL INVESTMENT	$2,500.00

Description of Expenditure

Software package that is used to analyze traffic along roadway corridors, and optimize traffic signal timing

Justification Information

DPW-Traffic Division currently employs SYNCHRO 10 software for traffic flow analysis, and traffic signal optimization. SYNCHRO 11 includes improvements/upgrades to the algorithms used in older versions. These improvements improve traffic corridor analysis solutions.

MUNIS Financial Information

Funding Source	$2,500.00	Operating Budget - DPW	2021
	$2,500.00		
Expenditure	$2,500.00	SYNCHRO 11 traffic analysis software	2021
	$2,500.00		

How will this improve our service level and efficiency

SYNCHRO 11 includes improvements in traffic analysis algorithms that will better optimize traffic signal timing, and improve traffic flow analysis procedures

CIP-Expenditure

City Expenditure ID	567				
Expenditure Name	**Traffic Control Trailer**			**City Project ID**	0
Expenditure Type	EQ	**Expenditure Status**	ACTIVE		
Category	SignShop	**Priority**	1		

Department Details

Department	DPW CITY HALL-OPERATIONS	**Department Head**	Steve Grenier	**Project Contact**	Nathan Wachtendonk

Budget Information

Add/Replace	Add	**Replacing Asset**		**Mileage**	0
Useful Life	0	**Condition**		**Age of Equipment**	0

Financial Information

Total Project Cost	
Initial Cost	6,500.00
Maintenace/Cost of Operation	$100.00
Maintenance Cost Over 5 years	$500.00
TOTAL INVESTMENT	$7,000.00
Est Salvage Value of Asset	$0.00
EST INITIAL INVESTMENT	$6,500.00

Description of Expenditure

Trailer specifically designed to store and transport traffic control devices for quick deployment in emergency situations. Trailer also includes strobe lights for conspicuity and safety when working under live traffic conditions.

Justification Information

DPW currently has one (1) traffic control trailer that has been in service for many years. That unit has proven beneficial under countless circumstances. However one traffic control trailer is not adequate for efficient deployment of traffic control on arterial streets.

MUNIS Financial Information

Funding Source	$6,500.00	Operating Budget - DPW	2021
	$6,500.00		
Expenditure	$6,500.00	Traffic control trailer	2021
	$6,500.00		

How will this improve our service level and efficiency

This unit will reduce deployment time for required emergency traffic control, to improve public safety.

CIP-Expenditure

City Expenditure ID	427				
Expenditure Name	**10,000 GVW Bobcat Trailer - Unit 112**			**City Project ID**	0
Expenditure Type	EQ	**Expenditure Status**	ACTIVE		
Category	Park & Rec	**Priority**	1		

Department Details

Department	Parks	**Department Head**	Dan Ditscheit	**Project Contact**	Greg Barta

Budget Information

Add/Replace	Replace	**Replacing Asset**	112	**Mileage**	1
Useful Life	10	**Condition**	Poor	**Age of Equipment**	36

Financial Information

Total Project Cost	
Initial Cost	7,200.00
Maintenace/Cost of Operation	$1,300.00
Maintenance Cost Over 5 years	$6,500.00
TOTAL INVESTMENT	$13,700.00
Est Salvage Value of Asset	$0.00
EST INITIAL INVESTMENT	$7,200.00

Description of Expenditure

Bobcat Trailer
No meter on this piece of equipment unable to determine hours or mileage

Justification Information

Trailer purchased in 1989 with a useful life expectancy of 1999. Unit is no longer serviceable. Trailer needed to allow movement of bobcat throughout the park facilities and trails

MUNIS Financial Information

Funding Source	$7,200.00	General Levy Borrowing	2025
	$7,200.00		
Expenditure	$7,200.00	10,000 GVW Bobcat Trailer - Unit 112	2025
	$7,200.00		

How will this improve our service level and efficiency

Reduce maintenance costs and replacements

CIP-Expenditure

City Expenditure ID	145				
Expenditure Name	**BOBCAT TRAILER - Unit 194**			**City Project ID**	0
Expenditure Type	EQ	**Expenditure Status**	ACTIVE		
Category	Park & Rec	**Priority**	1		

Department Details

Department	Parks	**Department Head**	D. DITSCHEIT	**Project Contact**	G. BARTA

Budget Information

Add/Replace	Replace	**Replacing Asset**	194	**Mileage**	0
Useful Life	20	**Condition**	Fair	**Age of Equipment**	16

Financial Information

Total Project Cost	
Initial Cost	7,000.00
Maintenace/Cost of Operation	$227.52
Maintenance Cost Over 5 years	$1,137.60
TOTAL INVESTMENT	$8,137.60
Est Salvage Value of Asset	$0.00
EST INITIAL INVESTMENT	$7,000.00

Description of Expenditure

BOBCAT TRAILER

Justification Information

10,000 GVW Bobcat Trailer replacing unit 194, bought in 2003 with a useful life expectancy of 2012. Unit is no longer serviceable.

MUNIS Financial Information

Funding Source	$7,000.00	General Levy Borrowing	2023
	$7,000.00		
Expenditure	$7,000.00	10,000 GVW Bobcat Trailer - Unit 194	2023
	$7,000.00		

How will this improve our service level and efficiency

Necessary for services and maintenance requirements throughout the City of Green Bay Parks and Recreation areas.

CIP-Expenditure

City Expenditure ID	144				
Expenditure Name	**BOBCAT TRAILER - Unit 288**			**City Project ID**	0
Expenditure Type	EQ	**Expenditure Status**	ACTIVE		
Category	Park & Rec	**Priority**	1		

Department Details

Department	Parks	**Department Head**	D. DITSCHEIT	**Project Contact**	G. BARTA

Budget Information

Add/Replace	Replace	**Replacing Asset**	200	**Mileage**	0
Useful Life	30	**Condition**	Poor	**Age of Equipment**	27

Financial Information

Total Project Cost	
Initial Cost	7,000.00
Maintenace/Cost of Operation	$99.98
Maintenance Cost Over 5 years	$499.90
TOTAL INVESTMENT	$7,499.90
Est Salvage Value of Asset	$0.00
EST INITIAL INVESTMENT	$7,000.00

Description of Expenditure

BOBCAT TRAILER

Justification Information

10,000 GVW Bobcat Trailer replacing unit 200, Bobcat trailer bought in 1992. Unit is no longer serviceable.

MUNIS Financial Information

Funding Source	$7,000.00	General Levy Borrowing	2022
	$7,000.00		
Expenditure	$7,000.00	10,000 GVW Bobcat Trailer - Unit 288	2022
	$7,000.00		

How will this improve our service level and efficiency

Necessary for services and maintenance requirements throughout the City of Green Bay Parks and Recreation areas.

CIP-Expenditure

City Expenditure ID	129				
Expenditure Name	**16' GANGMOWER WITH CAB - Unit 102**			**City Project ID**	0
Expenditure Type	EQ	**Expenditure Status**	ACTIVE		
Category	Park & Rec	**Priority**	1		

Department Details

Department	Parks	**Department Head**	D. DITSCHEIT	**Project Contact**	G. BARTA

Budget Information

Add/Replace	Replace	**Replacing Asset**	102	**Mileage**	0
Useful Life	10	**Condition**	Fair	**Age of Equipment**	9

Financial Information

Total Project Cost	
Initial Cost	117,000.00
Maintenace/Cost of Operation	$6,862.18
Maintenance Cost Over 5 years	$34,310.90
TOTAL INVESTMENT	$151,310.90
Est Salvage Value of Asset	$4,000.00
EST INITIAL INVESTMENT	$113,000.00

Description of Expenditure

16' GANGMOWER WITH CAB

Justification Information

16' Gangmower with Cab replacing unit 102, Gangmower bought in 2010 with a useful life expectancy of 2019. Unit is no longer serviceable.

MUNIS Financial Information

Funding Source	$113,000.00	General Levy Borrowing	2021
	$113,000.00		
Expenditure	$113,000.00	16' Gangmower w/Cab - Unit 102	2021
	$113,000.00		

How will this improve our service level and efficiency

Necessary for services and maintenance requirements throughout the City of Green Bay Parks and Recreation areas

CIP-Expenditure

City Expenditure ID	130				
Expenditure Name	**16' GANGMOWER WITH CAB - Unit 104**			**City Project ID**	0
Expenditure Type	EQ	**Expenditure Status**	ACTIVE		
Category	Park & Rec	**Priority**	1		

Department Details

Department	Parks	**Department Head**	D. DITSCHEIT	**Project Contact**	G. BARTA

Budget Information

Add/Replace	Replace	**Replacing Asset**	104	**Mileage**	0
Useful Life	10	**Condition**	Fair	**Age of Equipment**	6

Financial Information

Total Project Cost	
Initial Cost	124,000.00
Maintenace/Cost of Operation	$1,507.68
Maintenance Cost Over 5 years	$7,538.40
TOTAL INVESTMENT	$131,538.40
Est Salvage Value of Asset	$0.00
EST INITIAL INVESTMENT	$124,000.00

Description of Expenditure

16' GANGMOWER WITH CAB

Justification Information

16' Gang mower with Cab replacing unit 104, 16' Gangmower bought in 2013 with a useful life expectancy of 2022. Unit is no longer serviceable.

MUNIS Financial Information

Funding Source	$124,000.00	General Levy Borrowing	2023
	$124,000.00		
Expenditure	$124,000.00	16' Gangmower w/Cab - Unit 104	2023
	$124,000.00		

How will this improve our service level and efficiency

Necessary for services and maintenance requirements throughout the City of Green Bay Parks and Recreation areas

CIP-Expenditure

City Expenditure ID	133				
Expenditure Name	**60" MOWER - Unit 107**			**City Project ID**	0
Expenditure Type	EQ	**Expenditure Status**	ACTIVE		
Category	Park & Rec	**Priority**	1		

Department Details

Department	Parks	**Department Head**	D. DITSCHEIT	**Project Contact**	G. BARTA

Budget Information

Add/Replace	Replace	**Replacing Asset**	107	**Mileage**	0
Useful Life	10	**Condition**	Fair	**Age of Equipment**	14

Financial Information

Total Project Cost	
Initial Cost	23,000.00
Maintenace/Cost of Operation	$982.97
Maintenance Cost Over 5 years	$4,914.85
TOTAL INVESTMENT	$27,914.85
Est Salvage Value of Asset	$1,000.00
EST INITIAL INVESTMENT	$22,000.00

Description of Expenditure

60" MOWER

Justification Information

60" Mower replacing unit 107, 60" Mower bought in 2005 with a useful life expectancy of 2014. Unit is no longer serviceable.

MUNIS Financial Information

Funding Source	$22,000.00	General Levy Borrowing	2022
	$22,000.00		
Expenditure	$22,000.00	60" Mower - Unit 107	2022
	$22,000.00		

How will this improve our service level and efficiency

Necessary for services and maintenance requirements throughout the City of Green Bay Parks and Recreation areas.

CIP-Expenditure

City Expenditure ID	138				
Expenditure Name	**72' SPIDER LIFT - New Unit**			**City Project ID**	0
Expenditure Type	EQ	**Expenditure Status**	ACTIVE		
Category	Park & Rec	**Priority**	1		

Department Details

Department	Parks	**Department Head**	D. DITSCHEIT	**Project Contact**	G. BARTA

Budget Information

Add/Replace	Add	**Replacing Asset**		**Mileage**	0
Useful Life	0	**Condition**		**Age of Equipment**	0

Financial Information

Total Project Cost	
Initial Cost	168,000.00
Maintenace/Cost of Operation	$0.00
Maintenance Cost Over 5 years	$0.00
TOTAL INVESTMENT	$168,000.00
Est Salvage Value of Asset	$0.00
EST INITIAL INVESTMENT	$168,000.00

Description of Expenditure

72' SPIDER LIFT

Justification Information

72' Spider Lift insulated boom to be used throughout the Park and Recreational Facilities for repairs. Our current lift does not have the ability to go in and out of the spaces we need it to especially within the parks

MUNIS Financial Information

Funding Source	$20,130.00	General Levy Borrowing	2021
Funding Source	$147,870.00	Storm Sewer	2021
	$168,000.00		
Expenditure	$20,130.00	72' Spider Lift - New Unit	2021
Expenditure	$147,870.00	72' SPIDER LIFT - New Unit	2021
	$168,000.00		

How will this improve our service level and efficiency

Necessary for services and maintenance requirements throughout the City of Green Bay Parks and Recreation areas.

CIP-Expenditure

City Expenditure ID	422				
Expenditure Name	**72" Deck Mower - Unit 125**			**City Project ID**	0
Expenditure Type	EQ	**Expenditure Status**	ACTIVE		
Category	Park & Rec	**Priority**	1		

Department Details

Department	Parks	**Department Head**	Dan Ditscheit	**Project Contact**	Greg Barta

Budget Information

Add/Replace	Replace	**Replacing Asset**	125	**Mileage**	2500
Useful Life	10	**Condition**	Good	**Age of Equipment**	11

Financial Information

Total Project Cost	
Initial Cost	25,800.00
Maintenace/Cost of Operation	$5,375.00
Maintenance Cost Over 5 years	$26,875.00
TOTAL INVESTMENT	$52,675.00
Est Salvage Value of Asset	$0.00
EST INITIAL INVESTMENT	$25,800.00

Description of Expenditure

72" Deck Mower

Justification Information

Equipment is used to perform mowing throughout 60 parks and beautification spaces to include the city Deck, Leicht Park and various other facilities throughout the City of Green Bay

MUNIS Financial Information

Funding Source	$25,800.00	General Levy Borrowing	2025
	$25,800.00		
Expenditure	$25,800.00	72" Deck Mower - Unit 125	2025
	$25,800.00		

How will this improve our service level and efficiency

Ability to keep grounds mowed and maintained at current or greater level will be achievable

CIP-Expenditure

City Expenditure ID	134				
Expenditure Name	**72" DECK MOWER - Unit 129**			**City Project ID**	0
Expenditure Type	EQ	**Expenditure Status**	ACTIVE		
Category	Park & Rec	**Priority**	1		

Department Details

Department	Parks	**Department Head**	D. DITSCHEIT	**Project Contact**	G. BARTA

Budget Information

Add/Replace	Replace	**Replacing Asset**	129	**Mileage**	0
Useful Life	10	**Condition**	Poor	**Age of Equipment**	7

Financial Information

Total Project Cost	
Initial Cost	24,000.00
Maintenace/Cost of Operation	$964.89
Maintenance Cost Over 5 years	$4,824.45
TOTAL INVESTMENT	$28,824.45
Est Salvage Value of Asset	$1,200.00
EST INITIAL INVESTMENT	$22,800.00

Description of Expenditure

72" DECK MOWER

Justification Information

72" Deck Mower replacing unit 129, 72" Deck mower bought in 2012 with a useful life expectancy of 2021. Unit is no longer serviceable.

MUNIS Financial Information

Funding Source	$22,800.00	General Levy Borrowing	2023
	$22,800.00		
Expenditure	$22,800.00	72" Deck Mower - Unit 129	2023
	$22,800.00		

How will this improve our service level and efficiency

Necessary for services and maintenance requirements throughout the City of Green Bay Parks and Recreation areas.

CIP-Expenditure

City Expenditure ID	135				
Expenditure Name	**72" Deck Mower - Unit 132**			**City Project ID**	0
Expenditure Type	EQ	**Expenditure Status**	ACTIVE		
Category	Park & Rec	**Priority**	1		

Department Details

Department	Parks	**Department Head**	D. DITSCHEIT	**Project Contact**	G. BARTA

Budget Information

Add/Replace	Replace	**Replacing Asset**	132	**Mileage**	0
Useful Life	5	**Condition**	Poor	**Age of Equipment**	9

Financial Information

Total Project Cost	
Initial Cost	25,000.00
Maintenace/Cost of Operation	$500.00
Maintenance Cost Over 5 years	$2,500.00
TOTAL INVESTMENT	$27,500.00
Est Salvage Value of Asset	$0.00
EST INITIAL INVESTMENT	$25,000.00

Description of Expenditure

72" Deck Mower

Justification Information

72" Mower replacing unit 132, 72" John Deere Mower bought in 2013 with a useful life expectancy of 2019. Unit is no longer serviceable.

MUNIS Financial Information

Funding Source	$25,000.00	General Levy Borrowing	2024
	$25,000.00		
Expenditure	$25,000.00	72" Deck Mower - Unit 132	2024
	$25,000.00		

How will this improve our service level and efficiency

Necessary for services and maintenance requirements throughout the City of Green Bay Parks and Recreation areas.

CIP-Expenditure

City Expenditure ID	132				
Expenditure Name	**72" KUBOTA DECK MOWER - Unit 126**			**City Project ID**	0
Expenditure Type	EQ	**Expenditure Status**	ACTIVE		
Category	Park & Rec	**Priority**	1		

Department Details

Department	Parks	**Department Head**	D. DITSCHEIT	**Project Contact**	G. BARTA

Budget Information

Add/Replace	Replace	**Replacing Asset**	126	**Mileage**	0
Useful Life	10	**Condition**	Poor	**Age of Equipment**	10

Financial Information

Total Project Cost	
Initial Cost	23,000.00
Maintenace/Cost of Operation	$2,624.66
Maintenance Cost Over 5 years	$13,123.30
TOTAL INVESTMENT	$36,123.30
Est Salvage Value of Asset	$1,000.00
EST INITIAL INVESTMENT	$22,000.00

Description of Expenditure

72" KUBOTA DECK MOWER

Justification Information

72" Deck Mower replacing unit 126, 72" Kubota Mower bought in 2009 with a useful life expectancy of 2023. Unit is no longer serviceable.

MUNIS Financial Information

Funding Source	$22,000.00	General Levy Borrowing	2022
	$22,000.00		
Expenditure	$22,000.00	72" Kubota Deck Mower - Unit 126	2022
	$22,000.00		

How will this improve our service level and efficiency

Necessary for services and maintenance requirements throughout the City of Green Bay Parks and Recreation areas.

CIP-Expenditure

City Expenditure ID	131				
Expenditure Name	**72" KUBOTA DECK MOWER - Unit 127**			**City Project ID**	0
Expenditure Type	EQ	**Expenditure Status**	ACTIVE		
Category	Park & Rec	**Priority**	1		

Department Details

Department	Parks	**Department Head**	D. DITSCHEIT	**Project Contact**	G. BARTA

Budget Information

Add/Replace	Replace	**Replacing Asset**	127	**Mileage**	0
Useful Life	10	**Condition**	Fair	**Age of Equipment**	11

Financial Information

Total Project Cost	
Initial Cost	22,000.00
Maintenace/Cost of Operation	$2,499.31
Maintenance Cost Over 5 years	$12,496.55
TOTAL INVESTMENT	$34,496.55
Est Salvage Value of Asset	$1,000.00
EST INITIAL INVESTMENT	$21,000.00

Description of Expenditure

72" KUBOTA DECK MOWER

Justification Information

72" Deck Mower replacing unit 127, 72" Kubota Deck mower bought in 2008 with a useful life expectancy of 2022. Unit is no longer serviceable.

MUNIS Financial Information

Funding Source	$21,000.00	General Levy Borrowing	2021
	$21,000.00		
Expenditure	$21,000.00	72" Kubota Deck Mower - Unit 127	2021
	$21,000.00		

How will this improve our service level and efficiency

Necessary for services and maintenance requirements throughout the City of Green Bay Parks and Recreation areas.

CIP-Expenditure

City Expenditure ID	507				
Expenditure Name	**7x14 Trailer - Unit 288**			**City Project ID**	0
Expenditure Type	EQ	**Expenditure Status**	ACTIVE		
Category	Park & Rec	**Priority**	1		

Department Details

Department	Parks	**Department Head**	Dan Ditscheit	**Project Contact**	Greg Barta

Budget Information

Add/Replace	Replace	**Replacing Asset**	200	**Mileage**	1
Useful Life	15	**Condition**	Poor	**Age of Equipment**	29

Financial Information

Total Project Cost	
Initial Cost	4,500.00
Maintenace/Cost of Operation	$0.00
Maintenance Cost Over 5 years	$0.00
TOTAL INVESTMENT	$4,500.00
Est Salvage Value of Asset	$0.00
EST INITIAL INVESTMENT	$4,500.00

Description of Expenditure

7x14 Trailer

Justification Information

Replacing unit 200, 7x14 Trailer bought in 1992 with a useful life expectancy of 2006. Unit is no longer serviceable. Replacement Vehicle to be used in daily and weekend operations with the park and recreation maintenance department. Equipment is vital to the continued success of the park department in the servicing of 60 parks, to include trails and beauty spots such as City Deck and Leight Park

MUNIS Financial Information

Funding Source	$4,500.00	General Levy Borrowing	2021
	$4,500.00		
Expenditure	$4,500.00	7x14 Trailer - Unit 200	2021
	$4,500.00		

How will this improve our service level and efficiency

Improves daily maintenance throughout Park Department for hauling

CIP-Expenditure

City Expenditure ID	428				
Expenditure Name	**ToolCat with Snowblower and Broom - Unit 237**			**City Project ID**	0
Expenditure Type	EQ	**Expenditure Status**	ACTIVE		
Category	Park & Rec	**Priority**	1		

Department Details

Department	Parks	**Department Head**	Dan Ditscheit	**Project Contact**	Greg Barta

Budget Information

Add/Replace	Replace	**Replacing Asset**	237	**Mileage**	1
Useful Life	15	**Condition**	Fair	**Age of Equipment**	11

Financial Information

Total Project Cost	
Initial Cost	76,500.00
Maintenace/Cost of Operation	$2,450.00
Maintenance Cost Over 5 years	$12,250.00
TOTAL INVESTMENT	$88,750.00
Est Salvage Value of Asset	$0.00
EST INITIAL INVESTMENT	$76,500.00

Description of Expenditure

ToolCat with Snowblower and Broom

Justification Information

Replacing unit 237, Bobcat bought in 2014 nearing the end of its useful life expectancy. Replacement Vehicle to be used in daily and weekend operations with the park and recreation maintenance department. Vehicle is vital to the continued success of the park department in the servicing of 60 parks, to include trails and beauty spots such as City Deck and Leight Park and especially the trails

MUNIS Financial Information

Funding Source	$76,500.00	General Levy Borrowing	2025
	$76,500.00		
Expenditure	$76,500.00	Bobcat/Toolcat - Unit 237	2025
	$76,500.00		

How will this improve our service level and efficiency

Vehicle is overdue for replacement and will allow us to continue to maintain all of our fields throughout the city of green bay

CIP-Expenditure

City Expenditure ID	136				
Expenditure Name	**180 HP 18" Capapcity towable brush chipper - Unit 212**			**City Project ID**	0
Expenditure Type	EQ	**Expenditure Status**	ACTIVE		
Category	Park & Rec	**Priority**	1		

Department Details

Department	Parks	**Department Head**	D. DITSCHEIT	**Project Contact**	G. BARTA

Budget Information

Add/Replace	Replace	**Replacing Asset**	166	**Mileage**	0
Useful Life	10	**Condition**	Poor	**Age of Equipment**	22

Financial Information

Total Project Cost	
Initial Cost	84,000.00
Maintenace/Cost of Operation	$88.13
Maintenance Cost Over 5 years	$440.65
TOTAL INVESTMENT	$84,440.65
Est Salvage Value of Asset	$200.00
EST INITIAL INVESTMENT	$83,800.00

Description of Expenditure

180 HP 18" Capapcity towable brush chipper

Justification Information

Replacing Unit 166. Due to the increase in storms and EAB damaged trees chipper will have exceeded the useful life expectancy.

MUNIS Financial Information

Funding Source	$83,800.00	General Levy Borrowing	2022
	$83,800.00		
Expenditure	$83,800.00	Brush Chipper - Unit 212	2022
	$83,800.00		

How will this improve our service level and efficiency

Necessary for services and maintenance requirements throughout the City of Green Bay Parks and Recreation areas.

CIP-Expenditure

City Expenditure ID	137				
Expenditure Name	**180 HP 18" Capapcity towable brush chipper - Unit 212**			**City Project ID**	0
Expenditure Type	EQ	**Expenditure Status**	ACTIVE		
Category	Park & Rec	**Priority**	1		

Department Details

Department	Parks	**Department Head**	D. DITSCHEIT	**Project Contact**	G. BARTA

Budget Information

Add/Replace	Replace	**Replacing Asset**	212	**Mileage**	0
Useful Life	10	**Condition**	Fair	**Age of Equipment**	8

Financial Information

Total Project Cost	
Initial Cost	93,000.00
Maintenace/Cost of Operation	$3,106.74
Maintenance Cost Over 5 years	$15,533.70
TOTAL INVESTMENT	$108,533.70
Est Salvage Value of Asset	$0.00
EST INITIAL INVESTMENT	$93,000.00

Description of Expenditure

180 HP 18" Capapcity towable brush chipper

Justification Information

Replacing Unit 212 bought in 2013 with a useful life of 9 years. Due to the increase in storms and EAB damaged trees chipper will have exceeded the useful life expectancy of this item by 3 years.

MUNIS Financial Information

Funding Source	$93,000.00	General Levy Borrowing	2024
	$93,000.00		
Expenditure	$93,000.00	Chipper - Unit 212	2024
	$93,000.00		

How will this improve our service level and efficiency

Necessary for services and maintenance requirements throughout the City of Green Bay Parks and Recreation areas.

CIP-Expenditure

City Expenditure ID	430				
Expenditure Name	**EZ Dirt Screen - Addition**			**City Project ID**	0
Expenditure Type	EQ	**Expenditure Status**	ACTIVE		
Category	Park & Rec	**Priority**	1		

Department Details

Department	Parks	**Department Head**	Dan Ditscheit	**Project Contact**	Greg Barta

Budget Information

Add/Replace	Add	**Replacing Asset**		**Mileage**	0
Useful Life	0	**Condition**		**Age of Equipment**	0

Financial Information

Total Project Cost	
Initial Cost	35,000.00
Maintenace/Cost of Operation	$0.00
Maintenance Cost Over 5 years	$0.00
TOTAL INVESTMENT	$35,000.00
Est Salvage Value of Asset	$0.00
EST INITIAL INVESTMENT	$35,000.00

Description of Expenditure

EZ Dirt Screen dirt recycling machine

Justification Information

A Screen is a safe cost-effective method of reusing on-site materials that cost money to haul away or to replace which for the City of Green Bay is a huge cost for top-soil and dirt for park projects and forestry planting. Materials can be screened on site which we estimate will be a savings of $10K-$20K for the Park and Forestry Divisions located within the Park Department. Currently we have an abundance of dirt piled that once screened will provide for unlimited dirt to be used for these requirements for a number of years. This will pay for itself within the first year of purchase if not by the second.

MUNIS Financial Information

Funding Source	$35,000.00	General Levy Borrowing	2021
	$35,000.00		
Expenditure	$35,000.00	EZ Dirt Screen - Addition	2021
	$35,000.00		

How will this improve our service level and efficiency

Reduce soil costs on the levy

CIP-Expenditure

City Expenditure ID	140				
Expenditure Name	**SKIDSTEER - Unit 155**			**City Project ID**	0
Expenditure Type	EQ	**Expenditure Status**	ACTIVE		
Category	Park & Rec	**Priority**	1		

Department Details

Department	Parks	**Department Head**	D. DITSCHEIT	**Project Contact**	G. BARTA

Budget Information

Add/Replace	Replace	**Replacing Asset**	155	**Mileage**	0
Useful Life	15	**Condition**	Poor	**Age of Equipment**	20

Financial Information

Total Project Cost	
Initial Cost	53,000.00
Maintenace/Cost of Operation	$1,293.00
Maintenance Cost Over 5 years	$6,465.00
TOTAL INVESTMENT	$59,465.00
Est Salvage Value of Asset	$2,000.00
EST INITIAL INVESTMENT	$51,000.00

Description of Expenditure

SKIDSTEER

Justification Information

Skidsteer with 2050# lift cap with cab and grapple bucket replacing unit 155, loader with snowblower bought in 1999 with a useful life expectancy of 2013. Unit is no longer serviceable.

MUNIS Financial Information

Funding Source	$51,000.00	General Levy Borrowing	2022
	$51,000.00		
Expenditure	$51,000.00	Skidsteer - Unit 155	2022
	$51,000.00		

How will this improve our service level and efficiency

Necessary for services and maintenance requirements throughout the City of Green Bay Parks and Recreation areas.

CIP-Expenditure

City Expenditure ID	141				
Expenditure Name	**GolfCart - Unit 145**			**City Project ID**	0
Expenditure Type	EQ	**Expenditure Status**	ACTIVE		
Category	Park & Rec	**Priority**	1		

Department Details

Department	Parks	**Department Head**	D. DITSCHEIT	**Project Contact**	G. BARTA

Budget Information

Add/Replace	Replace	**Replacing Asset**	145	**Mileage**	0
Useful Life	10	**Condition**	Poor	**Age of Equipment**	25

Financial Information

Total Project Cost	
Initial Cost	16,000.00
Maintenace/Cost of Operation	$230.76
Maintenance Cost Over 5 years	$1,153.80
TOTAL INVESTMENT	$17,153.80
Est Salvage Value of Asset	$300.00
EST INITIAL INVESTMENT	$15,700.00

Description of Expenditure

GolfCart is used throughout Parks to access repairs through crowds

Justification Information

Golf cart replacing unit 145, current golf cart is approaching the point of no longer being serviceable.

MUNIS Financial Information

Funding Source	$15,700.00	General Levy Borrowing	2024
	$15,700.00		
Expenditure	$15,700.00	Golf Cart - Unit 145	2024
	$15,700.00		

How will this improve our service level and efficiency

How will this improve our service level and efficiency?

CIP-Expenditure

City Expenditure ID	143				
Expenditure Name	**SPIDERLIFT TRAILER - Additional Unit**			**City Project ID**	0
Expenditure Type	EQ	**Expenditure Status**	ACTIVE		
Category	Park & Rec	**Priority**	1		

Department Details

Department	Parks	**Department Head**	D. DITSCHEIT	**Project Contact**	G. BARTA

Budget Information

Add/Replace	Add	**Replacing Asset**		**Mileage**	0
Useful Life	0	**Condition**		**Age of Equipment**	0

Financial Information

Total Project Cost	
Initial Cost	14,000.00
Maintenace/Cost of Operation	$0.00
Maintenance Cost Over 5 years	$0.00
TOTAL INVESTMENT	$14,000.00
Est Salvage Value of Asset	$0.00
EST INITIAL INVESTMENT	$14,000.00

Description of Expenditure

SPIDERLIFT TRAILER

Justification Information

Spiderlift trailer for the 72' boom. This trailer would allow us to transport the boom requested to different locations in order to have full accessibility for high altitude projects.

MUNIS Financial Information

Funding Source	$1,680.00	General Levy Borrowing	2021
Funding Source	$12,320.00	Storm Sewer	2021
	$14,000.00		
Expenditure	$1,680.00	Spiderlift Trailer - New Unit	2021
Expenditure	$12,320.00	Storm Water Split	2021
	$14,000.00		

How will this improve our service level and efficiency

Necessary for services and maintenance requirements throughout the City of Green Bay Parks and Recreation areas.

CIP-Expenditure

City Expenditure ID	423				
Expenditure Name	**Toolcat with Snowblower and Broom - Unit 234**			**City Project ID**	0
Expenditure Type	EQ	**Expenditure Status**	ACTIVE		
Category	Park & Rec	**Priority**	1		

Department Details

Department	Parks	**Department Head**	Dan Ditscheit	**Project Contact**	Greg Barta

Budget Information

Add/Replace	Replace	**Replacing Asset**	234	**Mileage**	4400
Useful Life	10	**Condition**	Good	**Age of Equipment**	15

Financial Information

Total Project Cost	
Initial Cost	76,500.00
Maintenace/Cost of Operation	$9,640.00
Maintenance Cost Over 5 years	$48,200.00
TOTAL INVESTMENT	$124,700.00
Est Salvage Value of Asset	$0.00
EST INITIAL INVESTMENT	$76,500.00

Description of Expenditure

Toolcat
Mileage is actually hours which during current year 2020 are 4400

Justification Information

Unit is no longer serviceable. Replacement equipment to be used in daily and weekend operations with the park and recreation maintenance department. Vehicle is vital to the continued success of the park department in the servicing of 60 parks, to include trails and beauty spots such as City Deck and Leight Park

MUNIS Financial Information

Funding Source	$76,500.00	General Levy Borrowing	2025
	$76,500.00		
Expenditure	$76,500.00	Toolcat with Snowblower and Broom - Unit 234	2025
	$76,500.00		

How will this improve our service level and efficiency

Service will be able to be continued without delay throughout all of our park facilities

CIP-Expenditure

City Expenditure ID	146				
Expenditure Name	**SHOWMOBILE - Unit 40**			**City Project ID**	0
Expenditure Type	EQ	**Expenditure Status**	ACTIVE		
Category	Park & Rec	**Priority**	2		

Department Details

Department	Parks	**Department Head**	D. DITSCHEIT	**Project Contact**	G. BARTA

Budget Information

Add/Replace	Replace	**Replacing Asset**	40	**Mileage**	0
Useful Life	30	**Condition**	Fair	**Age of Equipment**	53

Financial Information

Total Project Cost	
Initial Cost	168,000.00
Maintenace/Cost of Operation	$395.15
Maintenance Cost Over 5 years	$1,975.75
TOTAL INVESTMENT	$169,975.75
Est Salvage Value of Asset	$0.00
EST INITIAL INVESTMENT	$168,000.00

Description of Expenditure

SHOWMOBILE

Justification Information

Showmobile replacing unit 40, bought in 1966 with a useful life expectancy. Unit is no longer serviceable. This particular vehicle is a stage that is used not only throughout the park and rec department but throughout the city as well. It is a revenue generating piece of equipment as well as an asset that is used by various departments to include it's stage for performances, gatherings, etc.,

MUNIS Financial Information

Funding Source	$168,000.00	General Levy Borrowing	2023
	$168,000.00		
Expenditure	$168,000.00	Showmobile - Unit 40	2023
	$168,000.00		

How will this improve our service level and efficiency

Necessary for services and maintenance requirements throughout the City of Green Bay Parks and Recreation areas.

CIP-Expenditure

City Expenditure ID	147				
Expenditure Name	**TOWABLE COMPRESSOR - Unit 457**			**City Project ID**	0
Expenditure Type	EQ	**Expenditure Status**	ACTIVE		
Category	Park & Rec	**Priority**	1		

Department Details

Department	Parks	**Department Head**	D. DITSCHEIT	**Project Contact**	G. BARTA

Budget Information

Add/Replace	Replace	**Replacing Asset**	26	**Mileage**	0
Useful Life	10	**Condition**	Poor	**Age of Equipment**	20

Financial Information

Total Project Cost	
Initial Cost	45,000.00
Maintenace/Cost of Operation	$2,100.72
Maintenance Cost Over 5 years	$10,503.60
TOTAL INVESTMENT	$55,503.60
Est Salvage Value of Asset	$1,000.00
EST INITIAL INVESTMENT	$44,000.00

Description of Expenditure

TOWABLE COMPRESSOR

Justification Information

250 CMF Towable Compressor replacing unit 26, Towable Compressor bought in 1999 with a useful life expectancy of 2008. Unit is no longer serviceable.

MUNIS Financial Information

Funding Source	$44,000.00	General Levy Borrowing	2022
	$44,000.00		
Expenditure	$44,000.00	Towable Compressor - Unit 457	2022
	$44,000.00		

How will this improve our service level and efficiency

Necessary for services and maintenance requirements throughout the City of Green Bay Parks and Recreation areas.

CIP-Expenditure

City Expenditure ID	148				
Expenditure Name	**STUMP GRINDER - Unit 118**			**City Project ID**	0
Expenditure Type	EQ	**Expenditure Status**	ACTIVE		
Category	Park & Rec	**Priority**	1		

Department Details

Department	Parks	**Department Head**	D. DITSCHEIT	**Project Contact**	G. BARTA

Budget Information

Add/Replace	Replace	**Replacing Asset**	118	**Mileage**	0
Useful Life	10	**Condition**	Poor	**Age of Equipment**	18

Financial Information

Total Project Cost	
Initial Cost	65,000.00
Maintenace/Cost of Operation	$9,000.00
Maintenance Cost Over 5 years	$45,000.00
TOTAL INVESTMENT	$110,000.00
Est Salvage Value of Asset	$0.00
EST INITIAL INVESTMENT	$65,000.00

Description of Expenditure

STUMP GRINDER

Justification Information

Stump Grinder, towable replacing unit 118, SC802 Towable Stumper bought in 2001 with a useful life expectancy of 2010. Unit is no longer serviceable.

MUNIS Financial Information

Funding Source	$65,000.00	General Levy Borrowing	2022
	$65,000.00		
Expenditure	$65,000.00	Stump Grinder - Unit 118	2022
	$65,000.00		

How will this improve our service level and efficiency

Necessary for services and maintenance requirements throughout the City of Green Bay Parks and Recreation areas.

CIP-Expenditure

City Expenditure ID	243				
Expenditure Name	**UTV - Unit 291**			**City Project ID**	0
Expenditure Type	EQ	**Expenditure Status**	ACTIVE		
Category	Park & Rec	**Priority**	1		

Department Details

Department	Parks	**Department Head**	D. DITSCHEIT	**Project Contact**	G. BARTA

Budget Information

Add/Replace	Replace	**Replacing Asset**	291	**Mileage**	0
Useful Life	10	**Condition**	Fair	**Age of Equipment**	17

Financial Information

Total Project Cost	
Initial Cost	14,200.00
Maintenace/Cost of Operation	$152.00
Maintenance Cost Over 5 years	$760.00
TOTAL INVESTMENT	$14,960.00
Est Salvage Value of Asset	$1,000.00
EST INITIAL INVESTMENT	$13,200.00

Description of Expenditure

4x4 PICKUP W/LONG BOX

Justification Information

Replacing unit 291, John Deere 4x2 gator bought in 2014 with a useful life expectancy of 2028. Unit is no longer able to function as needed. Replacement to be used in daily and weekend operations with the park and recreation maintenance department. Vehicle is vital to the continued success of the park department in the servicing of 60 parks, to include trails and beauty spots such as City Deck and Leight Park

MUNIS Financial Information

Funding Source	$13,200.00	General Levy Borrowing	2021
	$13,200.00		
Expenditure	$13,200.00	UTV Replacing Unit 291	2021
	$13,200.00		

How will this improve our service level and efficiency

Necessary for services and maintenance requirements throughout the City of Green Bay Parks and Recreation areas.

CIP-Expenditure

City Expenditure ID	152				
Expenditure Name	**TOOLCAT W/BROOM & SNOWBLOWER - Unit 233**			**City Project ID**	0
Expenditure Type	EQ	**Expenditure Status**	ACTIVE		
Category	Park & Rec	**Priority**	1		

Department Details

Department	Parks	**Department Head**	D. DITSCHEIT	**Project Contact**	G. BARTA

Budget Information

Add/Replace	Replace	**Replacing Asset**	233	**Mileage**	0
Useful Life	15	**Condition**	Fair	**Age of Equipment**	11

Financial Information

Total Project Cost	
Initial Cost	76,000.00
Maintenace/Cost of Operation	$5,708.45
Maintenance Cost Over 5 years	$28,542.25
TOTAL INVESTMENT	$104,542.25
Est Salvage Value of Asset	$4,000.00
EST INITIAL INVESTMENT	$72,000.00

Description of Expenditure

TOOLCAT W/BROOM & SNOWBLOWER

Justification Information

Toolcat with broom and snowblower replacing unit 233, Bobcat bought in 2008 with a useful life expectancy of 2022. Unit is no longer serviceable.

MUNIS Financial Information

Funding Source	$72,000.00	General Levy Borrowing	2022
	$72,000.00		
Expenditure	$72,000.00	Toolcat w/Broom and Snowblower - Unit 233	2022
	$72,000.00		

How will this improve our service level and efficiency

Necessary for services and maintenance requirements throughout the City of Green Bay Parks and Recreation areas.

CIP-Expenditure

City Expenditure ID	255				
Expenditure Name	**12,000 lbs Telescopic Forklift- Unit 358**			**City Project ID**	0
Expenditure Type	EQ	**Expenditure Status**	ACTIVE		
Category	Park & Rec	**Priority**	1		

Department Details

Department	Parks	**Department Head**	D. DITSCHEIT	**Project Contact**	G. BARTA

Budget Information

Add/Replace	Replace	**Replacing Asset**	358	**Mileage**	1
Useful Life	10	**Condition**	Poor	**Age of Equipment**	9

Financial Information

Total Project Cost	
Initial Cost	170,000.00
Maintenace/Cost of Operation	$1,178.00
Maintenance Cost Over 5 years	$5,890.00
TOTAL INVESTMENT	$175,890.00
Est Salvage Value of Asset	$0.00
EST INITIAL INVESTMENT	$170,000.00

Description of Expenditure

12,000 lb Telescopic Forklist

Justification Information

Replacing Lull bought in 2015 nearing max life expectancy. Replacement to be used in daily and weekend operations with the park and recreation maintenance department. Vehicle is vital to the continued success of the park department in the servicing of 60 parks, to include trails and beauty spots such as City Deck and Leight Park allowing us to move materials and supplies

MUNIS Financial Information

Funding Source	$170,000.00	General Levy Borrowing	2024
	$170,000.00		
Expenditure	$170,000.00	Telescopic Forklift - Unit 358	2024
	$170,000.00		

How will this improve our service level and efficiency

Necessary for services and maintenance requirements throughout the City of Green Bay Parks and Recreation areas.

CIP-Expenditure

City Expenditure ID	559				
Expenditure Name	**Licence Plate Recognition (LPR) Equipment**			**City Project ID**	0
Expenditure Type	EQ	**Expenditure Status**	ACTIVE		
Category	Parking	**Priority**	1		

Department Details

Department	Parking Utility	**Department Head**	Steve Grenier	**Project Contact**	Justin Linzmeier

Budget Information

Add/Replace	Add	**Replacing Asset**		**Mileage**	0
Useful Life	0	**Condition**		**Age of Equipment**	0

Financial Information

Total Project Cost	
Initial Cost	70,000.00
Maintenace/Cost of Operation	$1,000.00
Maintenance Cost Over 5 years	$5,000.00
TOTAL INVESTMENT	$75,000.00
Est Salvage Value of Asset	$0.00
EST INITIAL INVESTMENT	$70,000.00

Description of Expenditure

LPR is a tool that is now commonly used throughout the parking industry to identify, record, and document vehicle permissions and access. It links GPS and vehicle license plate information with Parking Division records for improved and more accurate enforcement.

Justification Information

Parking Division is a stand-alone enterprise fund held by the City of Green Bay. Because it is not funded by the tax levy, it must generate its own revenue to remain financially solvent. Integration of LPR technology will improve efficiency of parking enforcement patrol by reducing the need for a human to 1) physically chalk vehicle tires, 2) look up vehicle information, and 3) patrol permit-required facilities. LPR links GPS and vehicle license plate information with Parking Division records for improved and more accurate enforcement.

MUNIS Financial Information

Funding Source	$70,000.00	Parking Division	2021
	$70,000.00		
Expenditure	$70,000.00	Licence plate recognition (LPR) equipment	2021
	$70,000.00		

How will this improve our service level and efficiency

Integration of LPR technology will improve efficiency of parking enforcement patrol by reducing the need for a human to 1) physically chalk vehicle tires, 2) look up vehicle information, and 3) patrol permit-required facilities. LPR links GPS and vehicle license plate information with Parking Division records for improved and more accurate enforcement.

CIP-Expenditure

City Expenditure ID	560				
Expenditure Name	**Walk-behind pavement marking machine**			**City Project ID**	0
Expenditure Type	EQ	**Expenditure Status**	ACTIVE		
Category	Parking	**Priority**	1		

Department Details

Department	Parking Utility	**Department Head**	Steve Grenier	**Project Contact**	Nathan Wachtendonk

Budget Information

Add/Replace	Replace	**Replacing Asset**	0	**Mileage**	0
Useful Life	10	**Condition**	Poor	**Age of Equipment**	12

Financial Information

Total Project Cost	
Initial Cost	5,200.00
Maintenace/Cost of Operation	$200.00
Maintenance Cost Over 5 years	$1,000.00
TOTAL INVESTMENT	$6,200.00
Est Salvage Value of Asset	$200.00
EST INITIAL INVESTMENT	$5,000.00

Description of Expenditure

Walk-behind pavement line striping machine, used to paint parking stall lines and curbs in all Parking Division facilities

Justification Information

Parking Division has historically received its pavement marking machines from the DPW Signing and Pavement Marking Shop. When Parking Division receives them, the machines have seen much use. Also, they are larger than what is needed for Parking Division's needs. This makes it difficult to maneuver in smaller spaces and on slopes in parking ramps. The proposed machine is smaller and more maneuverable than the old hand-me-down equipment.

MUNIS Financial Information

Funding Source	$5,000.00	Parking Division	2021
	$5,000.00		
Expenditure	$5,000.00	Walk Behind Painter	2021
	$5,000.00		

How will this improve our service level and efficiency

need to fill this in

Fleet Replacement Projects by Year

Department	Finance Description	2021	2022	2023	2024	2025	Total
	GENERAL LEVY:						
C & ED	Vehicle 201 - 4-door Crossover		$32,500				$32,500
	Vehicle 202 - 4-door Crossover	$30,500					$30,500
	Vehicle 205 - 4-door Crossover				$36,500		$36,500
	Vehicle 208 - 4-door Crossover			$34,500			$34,500
	Vehicle 216 - 4-door Crossover				$36,500		$36,500
	Vehicle 218 - 4-door Crossover			$34,500			$34,500
	Vehicle 219 - 4-door Crossover	$30,500					$30,500
	Vehicle 221 - 4-door Crossover		$32,500				$32,500
	Vehicle 225 - 4-door Crossover	$30,500					$30,500
	DepartmentTotal	**$91,500**	**$65,000**	**$69,000**	**$73,000**		**$298,500**
Police	4x4 Truck			$37,000			$37,000
	General Vehicle 1					$22,700	$22,700
	General Vehicle 10					$22,700	$22,700
	GENERAL VEHICLE 11		$24,100				$24,100
	GENERAL VEHICLE 12			$24,300			$24,300
	GENERAL VEHICLE 13			$24,300			$24,300
	GENERAL VEHICLE 14	$23,900					$23,900
	GENERAL VEHICLE 15	$23,900					$23,900
	GENERAL VEHICLE 17	$23,900					$23,900
	GENERAL VEHICLE 19	$23,900					$23,900
	GENERAL VEHICLE 20		$24,100				$24,100
	GENERAL VEHICLE 21		$24,100				$24,100
	GENERAL VEHICLE 23		$24,100				$24,100
	GENERAL VEHICLE 24			$24,300			$24,300
	GENERAL VEHICLE 27		$24,100				$24,100
	GENERAL VEHICLE 28				$24,500		$24,500
	GENERAL VEHICLE 29				$24,500		$24,500
	GENERAL VEHICLE 30				$24,500		$24,500
	General Vehicle 31					$22,700	$22,700
	GENERAL VEHICLE 33				$24,500		$24,500
	General Vehicle 35					$22,700	$22,700
	GENERAL VEHICLE 36				$24,500		$24,500
	GENERAL VEHICLE 37	$23,900					$23,900
	GENERAL VEHICLE 38	$23,700					$23,700
	General Vehicle 4					$22,700	$22,700
	GENERAL VEHICLE 6			$24,300			$24,300
	GENERAL VEHICLE 9			$24,300			$24,300
	Humane Truck with Insert			$46,500			$46,500
	Replacement Squad 40				$34,500		$34,500
	Replacement Squad 41	$34,500		$34,500		$38,500	$107,500
	Replacement Squad 42		$34,500				$34,500
	Replacement Squad 43		$34,500		$34,500		$69,000
	Replacement Squad 44	$34,500			$34,500		$69,000
	Replacement Squad 45		$34,500		$34,500		$69,000

Department	Finance Description	2021	2022	2023	2024	2025	Total
Police	Replacement Squad 46		$34,500				$34,500
	Replacement Squad 47	$34,500		$34,500		$38,500	$107,500
	Replacement Squad 48	$33,633		$34,500		$38,500	$106,633
	Replacement Squad 49	$34,500			$34,500		$69,000
	Replacement Squad 50	$33,633		$34,500		$38,500	$106,633
	Replacement Squad 51					$38,500	$38,500
	Replacement Squad 52			$34,500		$38,500	$73,000
	Replacement Squad 53			$34,500			$34,500
	Replacement Squad 54	$34,500				$38,500	$73,000
	Replacement Squad 55	$34,500				$38,500	$73,000
	Replacement Squad 56			$34,500			$34,500
	Replacement Squad 57	$34,500			$34,500		$69,000
	Replacement Squad 58		$34,500				$34,500
	Replacement Squad 59			$34,500			$34,500
	Replacement Squad 60	$34,500				$38,500	$73,000
	Replacement Squad 61			$34,500			$34,500
	Replacement Squad 62			$34,500			$34,500
	Replacement Squad 63	$34,500				$38,500	$73,000
	Replacement Squad 64					$38,500	$38,500
	Replacement Squad 65		$34,500				$34,500
	Replacement Squad 66			$34,500			$34,500
	Replacement Squad 67					$38,500	$38,500
	Replacement Squad 68					$38,500	$38,500
	Replacement Squad 69			$34,500			$34,500
	Replacement Squad 70			$34,500			$34,500
	Replacement Squad 71			$34,500			$34,500
	Replacement Squad 72				$34,500		$34,500
	Replacement Squad 73		$34,500		$34,500		$69,000
	Replacement Squad 74		$34,500		$34,500		$69,000
	Replacement Squad 75		$34,500		$34,500		$69,000
	Replacement Squad 76		$34,500		$34,500		$69,000
	Replacement Squad 77		$34,500		$34,500		$69,000
	Replacement Squad 80		$34,500		$34,500		$69,000
	Replacement Squad 81		$34,500		$34,500		$69,000
	Replacement Squad 82		$34,500		$34,500		$69,000
	Replacement Squad 83		$34,500				$34,500
	Replacement Squad 84					$38,500	$38,500
	Replacement Squad 85			$34,500		$38,500	$73,000
	DepartmentTotal	**$520,967**	**$638,000**	**$722,500**	**$640,000**	**$691,000**	**$3,212,467**
Fire	Ambulance MED 471			$341,950			$341,950
	Boat, Marine 1 Fire Boat					$355,000	$355,000
	Fire Engine 481		$724,000				$724,000
	MSU10				$65,000		$65,000
	New Ambulance		$318,000				$318,000
	New Command Vehicle					$608,500	$608,500
	New Fire Engine	$705,000					$705,000
	New Fire Safety Tow				$71,100		$71,100

Department	Finance Description	2021	2022	2023	2024	2025	Total
Fire	New Fire Truck			$748,700	$778,850		$1,527,550
	New Ladder Truck				$1,398,000		$1,398,000
	New Staff Vehicle			$149,100			$149,100
	Replacement Ambulance 421				$685,900		$685,900
	Replacement Ambulance 451		$316,000				$316,000
	Replacement Ambulance 461	$270,596				$711,400	$981,996
	Replacement Ambulance 481	$292,000					$292,000
	Replacement Command Vehicle BC431		$88,750				$88,750
	Shop Truck Replacement		$45,000				$45,000
	Support Vehicle, Ambulance EMS 1					$119,700	$119,700
	Support Vehicle, Fire Marshal OPU404					$44,700	$44,700
	Support Vehicle, Pick Up Truck					$147,150	$147,150
	Support Vehicle, Van		$52,900				$52,900
	DepartmentTotal	**$1,267,596**	**$1,544,650**	**$1,239,750**	**$2,998,850**	**$1,986,450**	**$9,037,296**
DPW	4X4 Chassis/Dump/Plow/Spreader				$65,000		$65,000
	Automated Refuse Truck 114	$300,000					$300,000
	Automated Refuse Truck 115	$300,000					$300,000
	Automated Refuse Truck 116				$343,000		$343,000
	Automated Refuse Truck 120		$328,000				$328,000
	Automated Refuse Truck 123			$333,000			$333,000
	Automated Refuse Truck 125			$333,000			$333,000
	Automated Refuse Truck 127		$328,000				$328,000
	Automated Refuse Truck 131				$343,000		$343,000
	LOADER W/PLOW/WING/GRAPPLE BUCKET	$209,000					$209,000
	Sidewalk Tractor	$0	$116,000				$116,000
	Sign Installation Truck				$56,000		$56,000
	Tandem Axle Dump Truck/Wing/Plow	$212,000	$232,000	$240,000	$247,000		$931,000
	DepartmentTotal	**$1,021,000**	**$1,004,000**	**$906,000**	**$1,054,000**		**$3,985,000**

Department	Finance Description	2021	2022	2023	2024	2025	Total
Parks	1 Ton Box Truck - Unit 5			$102,000	$39,000		$141,000
	1/2 Ton 4x2 Pickup - Unit 54		$28,000				$28,000
	1/2 Ton 4x2 Regular Cab Pickup - Unit 55					$31,500	$31,500
	1/2 Ton 4x4 Ext Cab Pickup - Unit 15			$28,000			$28,000
	1/2 Ton 4x4 Regular Cab Short Box P/U - Unit 93					$32,500	$32,500
	1/2 Ton Ext Cab 4x2 Pickup - Unit 64		$31,000				$31,000
	19500 GVW Cab and Chasis with Forestry body/boom-Addition					$135,000	$135,000
	26,000 GVW Truck with Chipper Box/Hoist - Unit 63					$116,000	$116,000
	3/4 4x4 Regular Cab with Plow - Unit 49					$44,500	$44,500
	3/4 Crew Cab P/U - Unit 72				$39,000		$39,000
	3/4 Ton Reg Cab w/Service Body Cap - Unit 90				$42,000		$42,000
	3/4 Ton Reg Cab w/Service Body Cap - Unit 92				$30,000		$30,000
	3/4 Ton Reg Cab w/Service Body Cap - Unit 94			$41,000			$41,000
	33,000 GVW Chipper Truck - Unit 50				$125,000		$125,000
	33,000 GVW Truck w/Dump Body - Unit 11		$107,000				$107,000
	4x4 Pickup with Plow Unit 27	$38,500					$38,500
	Sport Utility Vehicle - Unit 1		$24,000				$24,000
	Sport Utility Vehicle - Unit 2		$24,000				$24,000
	Sport Utility Vehicle - Unit 68			$26,000			$26,000
	DepartmentTotal	**$38,500**	**$214,000**	**$197,000**	**$275,000**	**$359,500**	**$1,084,000**
Transit Administration	Replacement Bus - 1101			$104,000			$104,000
	Replacement Bus - 1102			$104,000			$104,000
	Replacement Bus - 1103				$107,000		$107,000
	Replacement Bus - 1104				$107,000		$107,000
	Replacement Bus - 1105				$107,000		$107,000
	Replacement Bus - 1106				$107,000		$107,000
	Replacement Bus - 1107					$110,000	$110,000
	Replacement Bus - 1108					$110,000	$110,000
	Replacement Bus - 1109					$110,000	$110,000
	Replacement Bus - 1110					$110,000	$110,000
	Replacement Bus - 901		$101,000				$101,000
	Replacement Bus - 902		$101,000				$101,000
	Replacement Bus - 903		$101,000				$101,000
	Replacement Bus - 905		$101,000				$101,000
	Replacement Bus - 906			$104,000			$104,000
	Replacement Bus - 909			$104,000			$104,000
	DepartmentTotal		**$404,000**	**$416,000**	**$428,000**	**$440,000**	**$1,688,000**
	GENERAL LEVY TOTALS	**$2,939,563**	**$3,869,650**	**$3,550,250**	**$5,468,850**	**$3,476,950**	**$19,305,263**

Department	Finance Description	2021	2022	2023	2024	2025	Total
	OTHER FUNDING SOURCES:						
Parking Utility	Enforcement Vehicle	$36,000					$36,000
	DepartmentTotal	**$36,000**					**$36,000**
	OTHER FUNDING SOURCES TOTALS	**$36,000**					**$36,000**
	TOTAL PROJECTS BY YEAR	**$2,975,563**	**$3,869,650**	**$3,550,250**	**$5,468,850**	**$3,476,950**	**$19,341,263**

CIP-Expenditure

City Expenditure ID	180				
Expenditure Name	**4-door Crossover - Vehicle 202**			**City Project ID**	0
Expenditure Type	FLEET	**Expenditure Status**	ACTIVE		
Category	Other	**Priority**	1		

Department Details

Department	Economic Development	**Department Head**	Kevin Vonck	**Project Contact**	Paul Van Calster

Budget Information

Add/Replace	Replace	**Replacing Asset**	202	**Mileage**	71000
Useful Life	5	**Condition**	Poor	**Age of Equipment**	11

Financial Information

Total Project Cost	
Initial Cost	32,000.00
Maintenace/Cost of Operation	$1,200.00
Maintenance Cost Over 5 years	$6,000.00
TOTAL INVESTMENT	$38,000.00
Est Salvage Value of Asset	$1,500.00
EST INITIAL INVESTMENT	$30,500.00

Description of Expenditure

Replacement of 2010 Ford Focus (4)-door Sedan (202)

Justification Information

Replace with four (4)-door crossover vehicle, same cost as standard (4)-door sedan; additional space provides room for hauling equipment; collecting signs from ROW.

MUNIS Financial Information

Funding Source	$30,500.00	Lease Enterprise Program	2021
	$30,500.00		
Expenditure	$30,500.00	Vehicle 202 - 4-door Crossover	2021
	$30,500.00		

How will this improve our service level and efficiency

Individual vehicles for each inspector provide maximum efficiency in scheduling inspections and responding to complaints

CIP-Expenditure

City Expenditure ID	181				
Expenditure Name	**4-door Crossover - Vehicle 225**			**City Project ID**	0
Expenditure Type	FLEET	**Expenditure Status**	ACTIVE		
Category	Other	**Priority**	1		

Department Details

Department	Economic Development	**Department Head**	Kevin Vonck	**Project Contact**	Paul Van Calster

Budget Information

Add/Replace	Replace	**Replacing Asset**	225	**Mileage**	75600
Useful Life	5	**Condition**	Poor	**Age of Equipment**	9

Financial Information

Total Project Cost	
Initial Cost	32,000.00
Maintenace/Cost of Operation	$1,200.00
Maintenance Cost Over 5 years	$6,000.00
TOTAL INVESTMENT	$38,000.00
Est Salvage Value of Asset	$1,500.00
EST INITIAL INVESTMENT	$30,500.00

Description of Expenditure

Replacement of 2012 Ford Focus (4)-door Sedan

Justification Information

Replace with four (4)-door crossover vehicle, same cost as standard four (4)-door sedan, additional space provides room for hauling equipment; collecting signs from ROW.

MUNIS Financial Information

Funding Source	$30,500.00	Lease Enterprise Program	2021
	$30,500.00		
Expenditure	$30,500.00	Vehicle 225 - 4-door Crossover	2021
	$30,500.00		

How will this improve our service level and efficiency

Individual vehicles for each inspector provide maximum efficiency in scheduling inspections and responding to complaints.

CIP-Expenditure

City Expenditure ID	182				
Expenditure Name	**4-door Crossover - Vehicle 219**			**City Project ID**	0
Expenditure Type	FLEET	**Expenditure Status**	ACTIVE		
Category	Other	**Priority**	1		

Department Details

Department	Economic Development	**Department Head**	Kevin Vonck	**Project Contact**	Paul Van Calster

Budget Information

Add/Replace	Replace	**Replacing Asset**	219	**Mileage**	50000
Useful Life	5	**Condition**	Poor	**Age of Equipment**	9

Financial Information

Total Project Cost	
Initial Cost	32,000.00
Maintenace/Cost of Operation	$1,200.00
Maintenance Cost Over 5 years	$6,000.00
TOTAL INVESTMENT	$38,000.00
Est Salvage Value of Asset	$1,500.00
EST INITIAL INVESTMENT	$30,500.00

Description of Expenditure

Replacement of 2012 Ford Focus (4)-door Sedan (219)

Justification Information

Replace with four (4)-door crossover vehicle, same cost as standard four (4)-door sedan, additional space provides room for hauling equipment; collecting signs from ROW.

MUNIS Financial Information

Funding Source	$30,500.00	Lease Enterprise Program	2021
	$30,500.00		
Expenditure	$30,500.00	Vehicle 219 - 4-door Crossover	2021
	$30,500.00		

How will this improve our service level and efficiency

Individual vehicles for each inspector provide maximum efficiency in scheduling inspections and responding to complaints.

CIP-Expenditure

City Expenditure ID	183				
Expenditure Name	**4-door Crossover - Vehicle 221**			**City Project ID**	0
Expenditure Type	FLEET	**Expenditure Status**	ACTIVE		
Category	Other	**Priority**	1		

Department Details

Department	Economic Development	**Department Head**	Kevin Vonck	**Project Contact**	Paul Van Calster

Budget Information

Add/Replace	Replace	**Replacing Asset**	221	**Mileage**	69690
Useful Life	5	**Condition**	Poor	**Age of Equipment**	10

Financial Information

Total Project Cost	
Initial Cost	34,000.00
Maintenace/Cost of Operation	$1,200.00
Maintenance Cost Over 5 years	$6,000.00
TOTAL INVESTMENT	$40,000.00
Est Salvage Value of Asset	$1,500.00
EST INITIAL INVESTMENT	$32,500.00

Description of Expenditure

Replacement of 2012 Ford Focus (4)-door Sedan

Justification Information

Replace with four (4)-door crossover vehicle, same cost as standard four (4)-door sedan, additional space provides room for hauling equipment; collecting signs from ROW.

MUNIS Financial Information

Funding Source	$32,500.00	Lease Enterprise Program	2022
	$32,500.00		
Expenditure	$32,500.00	Vehicle 221 - 4-door Crossover	2022
	$32,500.00		

How will this improve our service level and efficiency

Individual vehicles for each inspector provide maximum efficiency in scheduling inspections and responding to complaints.

CIP-Expenditure

City Expenditure ID	184				
Expenditure Name	**4-door Crossover - Vehicle 201**			**City Project ID**	0
Expenditure Type	FLEET	**Expenditure Status**	ACTIVE		
Category	Other	**Priority**	1		

Department Details

Department	Economic Development	**Department Head**	Kevin Vonck	**Project Contact**	Paul Van Calster

Budget Information

Add/Replace	Replace	**Replacing Asset**	201	**Mileage**	23600
Useful Life	5	**Condition**	Poor	**Age of Equipment**	9

Financial Information

Total Project Cost	
Initial Cost	34,000.00
Maintenace/Cost of Operation	$1,200.00
Maintenance Cost Over 5 years	$6,000.00
TOTAL INVESTMENT	$40,000.00
Est Salvage Value of Asset	$1,500.00
EST INITIAL INVESTMENT	$32,500.00

Description of Expenditure

Replacement of 2013 Ford Focus (4)-door Sedan

Justification Information

Replace with four (4)-door crossover vehicle, same cost as standard four (4)-door sedan, additional space provides room for hauling equipment; collecting signs from ROW.

MUNIS Financial Information

Funding Source	$32,500.00	Lease Enterprise Program	2022
	$32,500.00		
Expenditure	$32,500.00	Vehicle 201 - 4-door Crossover	2022
	$32,500.00		

How will this improve our service level and efficiency

Individual vehicles for each inspector provide maximum efficiency in scheduling inspections and responding to complaints.

CIP-Expenditure

City Expenditure ID	185				
Expenditure Name	**4-door Crossover - Vehicle 208**			**City Project ID**	0
Expenditure Type	FLEET	**Expenditure Status**	ACTIVE		
Category	Other	**Priority**	1		

Department Details

Department	Economic Development	**Department Head**	Kevin Vonck	**Project Contact**	Paul Van Calster

Budget Information

Add/Replace	Replace	**Replacing Asset**	208	**Mileage**	38946
Useful Life	5	**Condition**	Poor	**Age of Equipment**	11

Financial Information

Total Project Cost	
Initial Cost	36,000.00
Maintenace/Cost of Operation	$1,200.00
Maintenance Cost Over 5 years	$6,000.00
TOTAL INVESTMENT	$42,000.00
Est Salvage Value of Asset	$1,500.00
EST INITIAL INVESTMENT	$34,500.00

Description of Expenditure

Replacement of 2012 Ford Focus (4)-door Sedan

Justification Information

Replace with four (4)-door crossover vehicle, same cost as standard four (4)-door sedan, additional space provides room for hauling equipment; collecting signs from ROW.

MUNIS Financial Information

Funding Source	$34,500.00	Lease Enterprise Program	2023
	$34,500.00		
Expenditure	$34,500.00	Vehicle 208 - 4-door Crossover	2023
	$34,500.00		

How will this improve our service level and efficiency

Individual vehicles for each inspector provide maximum efficiency in scheduling inspections and responding to complaints.

CIP-Expenditure

City Expenditure ID	187				
Expenditure Name	**4-door Crossover - Vehicle 218**			**City Project ID**	0
Expenditure Type	FLEET	**Expenditure Status**	ACTIVE		
Category	Other	**Priority**	1		

Department Details

Department	Economic Development	**Department Head**	Kevin Vonck	**Project Contact**	Paul Van Calster

Budget Information

Add/Replace	Replace	**Replacing Asset**	218	**Mileage**	43990
Useful Life	5	**Condition**	Poor	**Age of Equipment**	10

Financial Information

Total Project Cost	
Initial Cost	36,000.00
Maintenace/Cost of Operation	$1,200.00
Maintenance Cost Over 5 years	$6,000.00
TOTAL INVESTMENT	$42,000.00
Est Salvage Value of Asset	$1,500.00
EST INITIAL INVESTMENT	$34,500.00

Description of Expenditure

Replacement of 2013 Ford Focus (4)-door Sedan

Justification Information

Replace with four (4)-door crossover vehicle, same cost as standard four (4)-door sedan, additional space provides room for hauling equipment; collecting signs from ROW.

MUNIS Financial Information

Funding Source	$34,500.00	Lease Enterprise Program	2023
	$34,500.00		
Expenditure	$34,500.00	Vehicle 218 - 4-door Crossover	2023
	$34,500.00		

How will this improve our service level and efficiency

Individual vehicles for each inspector provide maximum efficiency in scheduling inspections and responding to complaints.

CIP-Expenditure

City Expenditure ID	188				
Expenditure Name	**4-door Crossover - Vehicle 216**			**City Project ID**	0
Expenditure Type	FLEET	**Expenditure Status**	ACTIVE		
Category	Other	**Priority**	1		

Department Details

Department	Economic Development	**Department Head**	Kevin Vonck	**Project Contact**	Paul Van Calster

Budget Information

Add/Replace	Replace	**Replacing Asset**	216	**Mileage**	28006
Useful Life	5	**Condition**	Fair	**Age of Equipment**	10

Financial Information

Total Project Cost	
Initial Cost	38,000.00
Maintenace/Cost of Operation	$1,200.00
Maintenance Cost Over 5 years	$6,000.00
TOTAL INVESTMENT	$44,000.00
Est Salvage Value of Asset	$1,500.00
EST INITIAL INVESTMENT	$36,500.00

Description of Expenditure

Replacement of 2014 Ford Focus (4)-door Sedan

Justification Information

Replace with four (4)-door crossover vehicle, same cost as standard four (4)-door sedan, additional space provides room for hauling equipment; collecting signs from ROW.

MUNIS Financial Information

Funding Source	$36,500.00	Lease Enterprise Program	2024
	$36,500.00		
Expenditure	$36,500.00	Vehicle 216 - 4-door Crossover	2024
	$36,500.00		

How will this improve our service level and efficiency

Individual vehicles for each inspector provide maximum efficiency in scheduling inspections and responding to complaints.

CIP-Expenditure

City Expenditure ID	189				
Expenditure Name	**4-door Crossover - Vehicle 205**			**City Project ID**	0
Expenditure Type	FLEET	**Expenditure Status**	ACTIVE		
Category	Other	**Priority**	1		

Department Details

Department	Economic Development	**Department Head**	Kevin Vonck	**Project Contact**	Paul Van Calster

Budget Information

Add/Replace	Replace	**Replacing Asset**	205	**Mileage**	26216
Useful Life	5	**Condition**	Poor	**Age of Equipment**	10

Financial Information

Total Project Cost	
Initial Cost	38,000.00
Maintenace/Cost of Operation	$1,200.00
Maintenance Cost Over 5 years	$6,000.00
TOTAL INVESTMENT	$44,000.00
Est Salvage Value of Asset	$1,500.00
EST INITIAL INVESTMENT	$36,500.00

Description of Expenditure

Replacement of 2014 Ford Focus (4)-door Sedan (205)

Justification Information

Replace with four (4)-door crossover vehicle, same cost as standard four (4)-door sedan, additional space provides room for hauling equipment; collecting signs from ROW.

MUNIS Financial Information

Funding Source	$36,500.00	Lease Enterprise Program	2024
	$36,500.00		
Expenditure	$36,500.00	Vehicle 205 - 4-door Crossover	2024
	$36,500.00		

How will this improve our service level and efficiency

Individual vehicles for each inspector provide maximum efficiency in scheduling inspections and responding to complaints.

CIP-Expenditure

City Expenditure ID	361				
Expenditure Name	**4x4 Truck**			**City Project ID**	0
Expenditure Type	FLEET	**Expenditure Status**	ACTIVE		
Category	Other	**Priority**	1		

Department Details

Department	Police	**Department Head**	CHIEF SMITH	**Project Contact**	RICK JURKANIS

Budget Information

Add/Replace	Replace	**Replacing Asset**	126	**Mileage**	103000
Useful Life	5	**Condition**	Fair	**Age of Equipment**	4

Financial Information

Total Project Cost	
Initial Cost	40,000.00
Maintenace/Cost of Operation	$600.00
Maintenance Cost Over 5 years	$3,000.00
TOTAL INVESTMENT	$43,000.00
Est Salvage Value of Asset	$3,000.00
EST INITIAL INVESTMENT	$37,000.00

Description of Expenditure

4x4 Truck

Justification Information

Annual replacement schedule to maximize trade in value and limit repair costs.

MUNIS Financial Information

Funding Source	$37,000.00	General Levy Borrowing	2023
	$37,000.00		
Expenditure	$37,000.00	4x4 Truck	2023
	$37,000.00		

How will this improve our service level and efficiency

Maximize trade in value and limit repair costs/time.

CIP-Expenditure

City Expenditure ID	514				
Expenditure Name	**General Vehicle 1**			**City Project ID**	0
Expenditure Type	FLEET	**Expenditure Status**	ACTIVE		
Category	Other	**Priority**	1		

Department Details

Department	Police	**Department Head**	Andrew Smith	**Project Contact**	Rick Jurkanis

Budget Information

Add/Replace	Replace	**Replacing Asset**	1	**Mileage**	100000
Useful Life	5	**Condition**	Fair	**Age of Equipment**	4

Financial Information

Total Project Cost	
Initial Cost	26,200.00
Maintenace/Cost of Operation	$600.00
Maintenance Cost Over 5 years	$3,000.00
TOTAL INVESTMENT	$29,200.00
Est Salvage Value of Asset	$3,500.00
EST INITIAL INVESTMENT	$22,700.00

Description of Expenditure

General Vehicle

Justification Information

Annual replacement schedule to maximize trade in value and limit repair costs.

MUNIS Financial Information

Funding Source	$22,700.00	General Levy Borrowing	2025
	$22,700.00		
Expenditure	$22,700.00	General Vehicle 1	2025
	$22,700.00		

How will this improve our service level and efficiency

Annual replacement schedule to maximize trade in value and limit repair costs.

CIP-Expenditure

City Expenditure ID	515				
Expenditure Name	**General Vehicle 4**			**City Project ID**	0
Expenditure Type	FLEET	**Expenditure Status**	ACTIVE		
Category	Other	**Priority**	1		

Department Details

Department	Police	**Department Head**	Andrew Smith	**Project Contact**	Rick Jurkanis

Budget Information

Add/Replace	Replace	**Replacing Asset**	4	**Mileage**	100000
Useful Life	5	**Condition**	Fair	**Age of Equipment**	4

Financial Information

Total Project Cost	
Initial Cost	26,200.00
Maintenace/Cost of Operation	$600.00
Maintenance Cost Over 5 years	$3,000.00
TOTAL INVESTMENT	$29,200.00
Est Salvage Value of Asset	$3,500.00
EST INITIAL INVESTMENT	$22,700.00

Description of Expenditure

General Vehicle

Justification Information

Annual replacement schedule to maximize trade in value and limit repair costs.

MUNIS Financial Information

Funding Source	$22,700.00	General Levy Borrowing	2025
	$22,700.00		
Expenditure	$22,700.00	General Vehicle 4	2025
	$22,700.00		

How will this improve our service level and efficiency

Annual replacement schedule to maximize trade in value and limit repair costs.

CIP-Expenditure

City Expenditure ID	516				
Expenditure Name	**General Vehicle 10**			**City Project ID**	0
Expenditure Type	FLEET	**Expenditure Status**	ACTIVE		
Category	Other	**Priority**	1		

Department Details

Department	Police	**Department Head**	Andrew Smith	**Project Contact**	Rick Jurkanis

Budget Information

Add/Replace	Replace	**Replacing Asset**	10	**Mileage**	100000
Useful Life	5	**Condition**	Fair	**Age of Equipment**	4

Financial Information

Total Project Cost	
Initial Cost	26,200.00
Maintenace/Cost of Operation	$600.00
Maintenance Cost Over 5 years	$3,000.00
TOTAL INVESTMENT	$29,200.00
Est Salvage Value of Asset	$3,500.00
EST INITIAL INVESTMENT	$22,700.00

Description of Expenditure

General Vehicle

Justification Information

Annual replacement schedule to maximize trade in value and limit repair costs.

MUNIS Financial Information

Funding Source	$22,700.00	General Levy Borrowing	2025
	$22,700.00		
Expenditure	$22,700.00	General Vehicle 10	2025
	$22,700.00		

How will this improve our service level and efficiency

Annual replacement schedule to maximize trade in value and limit repair costs.

CIP-Expenditure

City Expenditure ID	517				
Expenditure Name	**General Vehicle 31**			**City Project ID**	0
Expenditure Type	FLEET	**Expenditure Status**	ACTIVE		
Category	Other	**Priority**	1		

Department Details

Department	Police	**Department Head**	Andrew Smith	**Project Contact**	Rick Jurkanis

Budget Information

Add/Replace	Replace	**Replacing Asset**	31	**Mileage**	100000
Useful Life	5	**Condition**	Fair	**Age of Equipment**	4

Financial Information

Total Project Cost	
Initial Cost	26,200.00
Maintenace/Cost of Operation	$600.00
Maintenance Cost Over 5 years	$3,000.00
TOTAL INVESTMENT	$29,200.00
Est Salvage Value of Asset	$3,500.00
EST INITIAL INVESTMENT	$22,700.00

Description of Expenditure

General Vehicle

Justification Information

Annual replacement schedule to maximize trade in value and limit repair costs.

MUNIS Financial Information

Funding Source	$22,700.00	General Levy Borrowing	2025
	$22,700.00		
Expenditure	$22,700.00	General Vehicle 31	2025
	$22,700.00		

How will this improve our service level and efficiency

Annual replacement schedule to maximize trade in value and limit repair costs.

CIP-Expenditure

City Expenditure ID	518				
Expenditure Name	**General Vehicle 35**			**City Project ID**	0
Expenditure Type	FLEET	**Expenditure Status**	ACTIVE		
Category	Other	**Priority**	1		

Department Details

Department	Police	**Department Head**	Andrew Smith	**Project Contact**	Rick Jurkanis

Budget Information

Add/Replace	Replace	**Replacing Asset**	35	**Mileage**	100000
Useful Life	5	**Condition**	Fair	**Age of Equipment**	4

Financial Information

Total Project Cost	
Initial Cost	26,200.00
Maintenace/Cost of Operation	$600.00
Maintenance Cost Over 5 years	$3,000.00
TOTAL INVESTMENT	$29,200.00
Est Salvage Value of Asset	$3,500.00
EST INITIAL INVESTMENT	$22,700.00

Description of Expenditure

General Vehicle

Justification Information

Annual replacement schedule to maximize trade in value and limit repair costs.

MUNIS Financial Information

Funding Source	$22,700.00	General Levy Borrowing	2025
	$22,700.00		
Expenditure	$22,700.00	General Vehicle 35	2025
	$22,700.00		

How will this improve our service level and efficiency

Annual replacement schedule to maximize trade in value and limit repair costs.

CIP-Expenditure

City Expenditure ID	520				
Expenditure Name	**Replacement Squad 41**			**City Project ID**	0
Expenditure Type	FLEET	**Expenditure Status**	ACTIVE		
Category	Other	**Priority**	1		

Department Details

Department	Police	**Department Head**	Andrew Smith	**Project Contact**	Rick Jurkanis

Budget Information

Add/Replace	Replace	**Replacing Asset**	41	**Mileage**	140000
Useful Life	5	**Condition**	Fair	**Age of Equipment**	4

Financial Information

Total Project Cost	
Initial Cost	42,000.00
Maintenace/Cost of Operation	$600.00
Maintenance Cost Over 5 years	$3,000.00
TOTAL INVESTMENT	$45,000.00
Est Salvage Value of Asset	$3,500.00
EST INITIAL INVESTMENT	$38,500.00

Description of Expenditure

Squad

Justification Information

Annual replacement schedule to maximize trade in value and limit repair costs.

MUNIS Financial Information

Funding Source	$38,500.00	General Levy Borrowing	2025
	$38,500.00		
Expenditure	$38,500.00	Replacement Squad 41	2025
	$38,500.00		

How will this improve our service level and efficiency

Annual replacement schedule to maximize trade in value and limit repair costs.

CIP-Expenditure

City Expenditure ID	521				
Expenditure Name	**Replacement Squad 47**			**City Project ID**	0
Expenditure Type	FLEET	**Expenditure Status**	ACTIVE		
Category	Other	**Priority**	1		

Department Details

Department	Police	**Department Head**	Andrew Smith	**Project Contact**	Rick Jurkanis

Budget Information

Add/Replace	Replace	**Replacing Asset**	47	**Mileage**	140000
Useful Life	5	**Condition**	Fair	**Age of Equipment**	4

Financial Information

Total Project Cost	
Initial Cost	42,000.00
Maintenace/Cost of Operation	$600.00
Maintenance Cost Over 5 years	$3,000.00
TOTAL INVESTMENT	$45,000.00
Est Salvage Value of Asset	$3,500.00
EST INITIAL INVESTMENT	$38,500.00

Description of Expenditure

Squad

Justification Information

Annual replacement schedule to maximize trade in value and limit repair costs.

MUNIS Financial Information

Funding Source	$38,500.00	General Levy Borrowing	2025
	$38,500.00		
Expenditure	$38,500.00	Replacement Squad 47	2025
	$38,500.00		

How will this improve our service level and efficiency

Annual replacement schedule to maximize trade in value and limit repair costs.

CIP-Expenditure

City Expenditure ID	522				
Expenditure Name	**Replacement Squad 48**			**City Project ID**	0
Expenditure Type	FLEET	**Expenditure Status**	ACTIVE		
Category	Other	**Priority**	1		

Department Details

Department	Police	**Department Head**	Andrew Smith	**Project Contact**	Rick Jurkanis

Budget Information

Add/Replace	Replace	**Replacing Asset**	48	**Mileage**	140000
Useful Life	5	**Condition**	Fair	**Age of Equipment**	4

Financial Information

Total Project Cost	
Initial Cost	42,000.00
Maintenace/Cost of Operation	$600.00
Maintenance Cost Over 5 years	$3,000.00
TOTAL INVESTMENT	$45,000.00
Est Salvage Value of Asset	$3,500.00
EST INITIAL INVESTMENT	$38,500.00

Description of Expenditure

Squad

Justification Information

Annual replacement schedule to maximize trade in value and limit repair costs.

MUNIS Financial Information

Funding Source	$38,500.00	General Levy Borrowing	2025
	$38,500.00		
Expenditure	$38,500.00	Replacement Squad 48	2025
	$38,500.00		

How will this improve our service level and efficiency

Annual replacement schedule to maximize trade in value and limit repair costs.

CIP-Expenditure

City Expenditure ID	524				
Expenditure Name	**Replacement Squad 50**			**City Project ID**	0
Expenditure Type	FLEET	**Expenditure Status**	ACTIVE		
Category	Other	**Priority**	1		

Department Details

Department	Police	**Department Head**	Andrew Smith	**Project Contact**	Rick Jurkanis

Budget Information

Add/Replace	Replace	**Replacing Asset**	50	**Mileage**	140000
Useful Life	5	**Condition**	Fair	**Age of Equipment**	4

Financial Information

Total Project Cost	
Initial Cost	42,000.00
Maintenace/Cost of Operation	$600.00
Maintenance Cost Over 5 years	$3,000.00
TOTAL INVESTMENT	$45,000.00
Est Salvage Value of Asset	$3,500.00
EST INITIAL INVESTMENT	$38,500.00

Description of Expenditure

Squad

Justification Information

Annual replacement schedule to maximize trade in value and limit repair costs.

MUNIS Financial Information

Funding Source	$38,500.00	General Levy Borrowing	2025
	$38,500.00		
Expenditure	$38,500.00	Replacement Squad 50	2025
	$38,500.00		

How will this improve our service level and efficiency

Annual replacement schedule to maximize trade in value and limit repair costs.

CIP-Expenditure

City Expenditure ID	526				
Expenditure Name	**Replacement Squad 51**			**City Project ID**	0
Expenditure Type	FLEET	**Expenditure Status**	ACTIVE		
Category	Other	**Priority**	1		

Department Details

Department	Police	**Department Head**	Andrew Smith	**Project Contact**	Rick Jurkanis

Budget Information

Add/Replace	Replace	**Replacing Asset**	51	**Mileage**	140000
Useful Life	5	**Condition**	Fair	**Age of Equipment**	4

Financial Information

Total Project Cost	
Initial Cost	42,000.00
Maintenace/Cost of Operation	$600.00
Maintenance Cost Over 5 years	$3,000.00
TOTAL INVESTMENT	$45,000.00
Est Salvage Value of Asset	$3,500.00
EST INITIAL INVESTMENT	$38,500.00

Description of Expenditure

Squad

Justification Information

Annual replacement schedule to maximize trade in value and limit repair costs.

MUNIS Financial Information

Funding Source	$38,500.00	General Levy Borrowing	2025
	$38,500.00		
Expenditure	$38,500.00	Replacement Squad 51	2025
	$38,500.00		

How will this improve our service level and efficiency

Annual replacement schedule to maximize trade in value and limit repair costs.

CIP-Expenditure

City Expenditure ID	528				
Expenditure Name	**Replacement Squad 52**			**City Project ID**	0
Expenditure Type	FLEET	**Expenditure Status**	ACTIVE		
Category	Other	**Priority**	1		

Department Details

Department	Police	**Department Head**	Andrew Smith	**Project Contact**	Rick Jurkanis

Budget Information

Add/Replace	Replace	**Replacing Asset**	52	**Mileage**	140000
Useful Life	5	**Condition**	Fair	**Age of Equipment**	4

Financial Information

Total Project Cost	
Initial Cost	42,000.00
Maintenace/Cost of Operation	$600.00
Maintenance Cost Over 5 years	$3,000.00
TOTAL INVESTMENT	$45,000.00
Est Salvage Value of Asset	$3,500.00
EST INITIAL INVESTMENT	$38,500.00

Description of Expenditure

Squad

Justification Information

Annual replacement schedule to maximize trade in value and limit repair costs.

MUNIS Financial Information

Funding Source	$38,500.00	General Levy Borrowing	2025
	$38,500.00		
Expenditure	$38,500.00	Replacement Squad 52	2025
	$38,500.00		

How will this improve our service level and efficiency

Annual replacement schedule to maximize trade in value and limit repair costs.

CIP-Expenditure

City Expenditure ID	530				
Expenditure Name	**Replacement Squad 54**			**City Project ID**	0
Expenditure Type	FLEET	**Expenditure Status**	ACTIVE		
Category	Other	**Priority**	1		

Department Details

Department	Police	**Department Head**	Andrew Smith	**Project Contact**	Rick Jurkanis

Budget Information

Add/Replace	Replace	**Replacing Asset**	54	**Mileage**	140000
Useful Life	5	**Condition**	Fair	**Age of Equipment**	4

Financial Information

Total Project Cost	
Initial Cost	42,000.00
Maintenace/Cost of Operation	$600.00
Maintenance Cost Over 5 years	$3,000.00
TOTAL INVESTMENT	$45,000.00
Est Salvage Value of Asset	$3,500.00
EST INITIAL INVESTMENT	$38,500.00

Description of Expenditure

Squad

Justification Information

Annual replacement schedule to maximize trade in value and limit repair costs.

MUNIS Financial Information

Funding Source	$38,500.00	General Levy Borrowing	2025
	$38,500.00		
Expenditure	$38,500.00	Replacement Squad 54	2025
	$38,500.00		

How will this improve our service level and efficiency

Annual replacement schedule to maximize trade in value and limit repair costs.

CIP-Expenditure

City Expenditure ID	531				
Expenditure Name	**Replacement Squad 55**			**City Project ID**	0
Expenditure Type	FLEET	**Expenditure Status**	ACTIVE		
Category	Other	**Priority**	1		

Department Details

Department	Police	**Department Head**	Andrew Smith	**Project Contact**	Rick Jurkanis

Budget Information

Add/Replace	Replace	**Replacing Asset**	55	**Mileage**	140000
Useful Life	5	**Condition**	Fair	**Age of Equipment**	4

Financial Information

Total Project Cost	
Initial Cost	42,000.00
Maintenace/Cost of Operation	$600.00
Maintenance Cost Over 5 years	$3,000.00
TOTAL INVESTMENT	$45,000.00
Est Salvage Value of Asset	$3,500.00
EST INITIAL INVESTMENT	$38,500.00

Description of Expenditure

Squad

Justification Information

Annual replacement schedule to maximize trade in value and limit repair costs.

MUNIS Financial Information

Funding Source	$38,500.00	General Levy Borrowing	2025
	$38,500.00		
Expenditure	$38,500.00	Replacement Squad 55	2025
	$38,500.00		

How will this improve our service level and efficiency

Annual replacement schedule to maximize trade in value and limit repair costs.

CIP-Expenditure

City Expenditure ID	532				
Expenditure Name	**Replacement Squad 60**			**City Project ID**	0
Expenditure Type	FLEET	**Expenditure Status**	ACTIVE		
Category	Other	**Priority**	1		

Department Details

Department	Police	**Department Head**	Andrew Smith	**Project Contact**	Rick Jurkanis

Budget Information

Add/Replace	Replace	**Replacing Asset**	60	**Mileage**	140000
Useful Life	5	**Condition**	Fair	**Age of Equipment**	4

Financial Information

Total Project Cost	
Initial Cost	42,000.00
Maintenace/Cost of Operation	$600.00
Maintenance Cost Over 5 years	$3,000.00
TOTAL INVESTMENT	$45,000.00
Est Salvage Value of Asset	$3,500.00
EST INITIAL INVESTMENT	$38,500.00

Description of Expenditure

Squad

Justification Information

Annual replacement schedule to maximize trade in value and limit repair costs.

MUNIS Financial Information

Funding Source	$38,500.00	General Levy Borrowing	2025
	$38,500.00		
Expenditure	$38,500.00	Replacement Squad 60	2025
	$38,500.00		

How will this improve our service level and efficiency

Annual replacement schedule to maximize trade in value and limit repair costs.

CIP-Expenditure

City Expenditure ID	533				
Expenditure Name	**Replacement Squad 63**			**City Project ID**	0
Expenditure Type	FLEET	**Expenditure Status**	ACTIVE		
Category	Other	**Priority**	1		

Department Details

Department	Police	**Department Head**	Andrew Smith	**Project Contact**	Rick Jurkanis

Budget Information

Add/Replace	Replace	**Replacing Asset**	63	**Mileage**	140000
Useful Life	5	**Condition**	Fair	**Age of Equipment**	4

Financial Information

Total Project Cost	
Initial Cost	42,000.00
Maintenace/Cost of Operation	$600.00
Maintenance Cost Over 5 years	$3,000.00
TOTAL INVESTMENT	$45,000.00
Est Salvage Value of Asset	$3,500.00
EST INITIAL INVESTMENT	$38,500.00

Description of Expenditure

Squad

Justification Information

Annual replacement schedule to maximize trade in value and limit repair costs.

MUNIS Financial Information

Funding Source	$38,500.00	General Levy Borrowing	2025
	$38,500.00		
Expenditure	$38,500.00	Replacement Squad 63	2025
	$38,500.00		

How will this improve our service level and efficiency

Annual replacement schedule to maximize trade in value and limit repair costs.

CIP-Expenditure

City Expenditure ID	534				
Expenditure Name	**Replacement Squad 64**			**City Project ID**	0
Expenditure Type	FLEET	**Expenditure Status**	ACTIVE		
Category	Other	**Priority**	1		

Department Details

Department	Police	**Department Head**	Andrew Smith	**Project Contact**	Rick Jurkanis

Budget Information

Add/Replace	Replace	**Replacing Asset**	64	**Mileage**	140000
Useful Life	5	**Condition**	Fair	**Age of Equipment**	4

Financial Information

Total Project Cost	
Initial Cost	42,000.00
Maintenace/Cost of Operation	$600.00
Maintenance Cost Over 5 years	$3,000.00
TOTAL INVESTMENT	$45,000.00
Est Salvage Value of Asset	$3,500.00
EST INITIAL INVESTMENT	$38,500.00

Description of Expenditure

Squad

Justification Information

Annual replacement schedule to maximize trade in value and limit repair costs.

MUNIS Financial Information

Funding Source	$38,500.00	General Levy Borrowing	2025
	$38,500.00		
Expenditure	$38,500.00	Replacement Squad 64	2025
	$38,500.00		

How will this improve our service level and efficiency

Annual replacement schedule to maximize trade in value and limit repair costs.

CIP-Expenditure

City Expenditure ID	535				
Expenditure Name	**Replacement Squad 67**			**City Project ID**	0
Expenditure Type	FLEET	**Expenditure Status**	ACTIVE		
Category	Other	**Priority**	1		

Department Details

Department	Police	**Department Head**	Andrew Smith	**Project Contact**	Rick Jurkanis

Budget Information

Add/Replace	Replace	**Replacing Asset**	67	**Mileage**	140000
Useful Life	5	**Condition**	Fair	**Age of Equipment**	4

Financial Information

Total Project Cost	
Initial Cost	42,000.00
Maintenace/Cost of Operation	$600.00
Maintenance Cost Over 5 years	$3,000.00
TOTAL INVESTMENT	$45,000.00
Est Salvage Value of Asset	$3,500.00
EST INITIAL INVESTMENT	$38,500.00

Description of Expenditure

Squad

Justification Information

Annual replacement schedule to maximize trade in value and limit repair costs.

MUNIS Financial Information

Funding Source	$38,500.00	General Levy Borrowing	2025
	$38,500.00		
Expenditure	$38,500.00	Replacement Squad 67	2025
	$38,500.00		

How will this improve our service level and efficiency

Annual replacement schedule to maximize trade in value and limit repair costs.

CIP-Expenditure

City Expenditure ID	536				
Expenditure Name	**Replacement Squad 68**			**City Project ID**	0
Expenditure Type	FLEET	**Expenditure Status**	ACTIVE		
Category	Other	**Priority**	1		

Department Details

Department	Police	**Department Head**	Andrew Smith	**Project Contact**	Rick Jurkanis

Budget Information

Add/Replace	Replace	**Replacing Asset**	68	**Mileage**	140000
Useful Life	5	**Condition**	Fair	**Age of Equipment**	4

Financial Information

Total Project Cost	
Initial Cost	42,000.00
Maintenace/Cost of Operation	$600.00
Maintenance Cost Over 5 years	$3,000.00
TOTAL INVESTMENT	$45,000.00
Est Salvage Value of Asset	$3,500.00
EST INITIAL INVESTMENT	$38,500.00

Description of Expenditure

Squad

Justification Information

Annual replacement schedule to maximize trade in value and limit repair costs.

MUNIS Financial Information

Funding Source	$38,500.00	General Levy Borrowing	2025
	$38,500.00		
Expenditure	$38,500.00	Replacement Squad 68	2025
	$38,500.00		

How will this improve our service level and efficiency

Annual replacement schedule to maximize trade in value and limit repair costs.

CIP-Expenditure

City Expenditure ID	537				
Expenditure Name	**Replacement Squad 84**			**City Project ID**	0
Expenditure Type	FLEET	**Expenditure Status**	ACTIVE		
Category	Other	**Priority**	1		

Department Details

Department	Police	**Department Head**	Andrew Smith	**Project Contact**	Rick Jurkanis

Budget Information

Add/Replace	Replace	**Replacing Asset**	84	**Mileage**	140000
Useful Life	5	**Condition**	Fair	**Age of Equipment**	4

Financial Information

Total Project Cost	
Initial Cost	42,000.00
Maintenace/Cost of Operation	$600.00
Maintenance Cost Over 5 years	$3,000.00
TOTAL INVESTMENT	$45,000.00
Est Salvage Value of Asset	$3,500.00
EST INITIAL INVESTMENT	$38,500.00

Description of Expenditure

Squad

Justification Information

Annual replacement schedule to maximize trade in value and limit repair costs.

MUNIS Financial Information

Funding Source	$38,500.00	General Levy Borrowing	2025
	$38,500.00		
Expenditure	$38,500.00	Replacement Squad 84	2025
	$38,500.00		

How will this improve our service level and efficiency

Annual replacement schedule to maximize trade in value and limit repair costs.

CIP-Expenditure

City Expenditure ID	538				
Expenditure Name	**Replacement Squad 85**			**City Project ID**	0
Expenditure Type	FLEET	**Expenditure Status**	ACTIVE		
Category	Other	**Priority**	1		

Department Details

Department	Police	**Department Head**	Andrew Smith	**Project Contact**	Rick Jurkanis

Budget Information

Add/Replace	Replace	**Replacing Asset**	85	**Mileage**	140000
Useful Life	5	**Condition**	Fair	**Age of Equipment**	4

Financial Information

Total Project Cost	
Initial Cost	42,000.00
Maintenace/Cost of Operation	$600.00
Maintenance Cost Over 5 years	$3,000.00
TOTAL INVESTMENT	$45,000.00
Est Salvage Value of Asset	$3,500.00
EST INITIAL INVESTMENT	$38,500.00

Description of Expenditure

Squad

Justification Information

Annual replacement schedule to maximize trade in value and limit repair costs.

MUNIS Financial Information

Funding Source	$38,500.00	General Levy Borrowing	2025
	$38,500.00		
Expenditure	$38,500.00	Replacement Squad 85	2025
	$38,500.00		

How will this improve our service level and efficiency

Annual replacement schedule to maximize trade in value and limit repair costs.

CIP-Expenditure

City Expenditure ID	568				
Expenditure Name	**Replacement Squad 42**			**City Project ID**	0
Expenditure Type	FLEET	**Expenditure Status**	ACTIVE		
Category	Other	**Priority**	1		

Department Details

Department	Police	**Department Head**	CHIEF SMITH	**Project Contact**	RICK JURKANIS

Budget Information

Add/Replace	Replace	**Replacing Asset**	42	**Mileage**	62000
Useful Life	5	**Condition**	Excellent	**Age of Equipment**	4

Financial Information

Total Project Cost	
Initial Cost	37,000.00
Maintenace/Cost of Operation	$500.00
Maintenance Cost Over 5 years	$2,500.00
TOTAL INVESTMENT	$39,500.00
Est Salvage Value of Asset	$2,500.00
EST INITIAL INVESTMENT	$34,500.00

Description of Expenditure

Squad

Justification Information

Annual replacement schedule to maximize trade in value and limit repair costs.

MUNIS Financial Information

Funding Source	$34,500.00	General Levy Borrowing	2022
	$34,500.00		
Expenditure	$34,500.00	Replacement Squad 42	2022
	$34,500.00		

How will this improve our service level and efficiency

Maximize trade in value and limit repair costs/time.

CIP-Expenditure

City Expenditure ID	261				
Expenditure Name	**Replacement Squad 48**			**City Project ID**	0
Expenditure Type	FLEET	**Expenditure Status**	ACTIVE		
Category	Other	**Priority**	1		

Department Details

Department	Police	**Department Head**	CHIEF SMITH	**Project Contact**	RICK JURKANIS

Budget Information

Add/Replace	Replace	**Replacing Asset**	48	**Mileage**	110000
Useful Life	5	**Condition**	Fair	**Age of Equipment**	4

Financial Information

Total Project Cost	
Initial Cost	36,133.34
Maintenace/Cost of Operation	$800.00
Maintenance Cost Over 5 years	$4,000.00
TOTAL INVESTMENT	$40,133.34
Est Salvage Value of Asset	$2,500.00
EST INITIAL INVESTMENT	$33,633.34

Description of Expenditure

Squad

Justification Information

Annual replacement schedule to maximize trade in value and limit repair costs.

MUNIS Financial Information

Funding Source	$33,633.34	General Levy Borrowing	2021
	$33,633.34		
Expenditure	$33,633.34	Replacement Squad 48	2021
	$33,633.34		

How will this improve our service level and efficiency

Maximize trade in value and limit repair costs/time.

CIP-Expenditure

City Expenditure ID	263				
Expenditure Name	**Replacement Squad 50**			**City Project ID**	0
Expenditure Type	FLEET	**Expenditure Status**	ACTIVE		
Category	Other	**Priority**	1		

Department Details

Department	Police	**Department Head**	CHIEF SMITH	**Project Contact**	RICK JURKANIS

Budget Information

Add/Replace	Replace	**Replacing Asset**	50	**Mileage**	110000
Useful Life	5	**Condition**	Fair	**Age of Equipment**	4

Financial Information

Total Project Cost	
Initial Cost	36,133.34
Maintenace/Cost of Operation	$1,100.00
Maintenance Cost Over 5 years	$5,500.00
TOTAL INVESTMENT	$41,633.34
Est Salvage Value of Asset	$2,500.00
EST INITIAL INVESTMENT	$33,633.34

Description of Expenditure

Squad

Justification Information

Annual replacement schedule to maximize trade in value and limit repair costs.

MUNIS Financial Information

Funding Source	$33,633.34	General Levy Borrowing	2021
	$33,633.34		
Expenditure	$33,633.34	Replacement Squad 50	2021
	$33,633.34		

How will this improve our service level and efficiency

Maximize trade in value and limit repair costs/time.

CIP-Expenditure

City Expenditure ID	274				
Expenditure Name	**Replacement Squad 43**			**City Project ID**	0
Expenditure Type	FLEET	**Expenditure Status**	ACTIVE		
Category	Other	**Priority**	1		

Department Details

Department	Police	**Department Head**	CHIEF SMITH	**Project Contact**	RICK JURKANIS

Budget Information

Add/Replace	Replace	**Replacing Asset**	43	**Mileage**	50000
Useful Life	5	**Condition**	Good	**Age of Equipment**	4

Financial Information

Total Project Cost	
Initial Cost	37,000.00
Maintenace/Cost of Operation	$600.00
Maintenance Cost Over 5 years	$3,000.00
TOTAL INVESTMENT	$40,000.00
Est Salvage Value of Asset	$2,500.00
EST INITIAL INVESTMENT	$34,500.00

Description of Expenditure

Squad

Justification Information

Annual replacement schedule to maximize trade in value and limit repair costs.

MUNIS Financial Information

Funding Source	$34,500.00	General Levy Borrowing	2024
	$34,500.00		
Expenditure	$34,500.00	Replacement Squad 43	2024
	$34,500.00		

How will this improve our service level and efficiency

Maximize trade in value and limit repair costs/time.

CIP-Expenditure

City Expenditure ID	275				
Expenditure Name	**Replacement Squad 41**			**City Project ID**	0
Expenditure Type	FLEET	**Expenditure Status**	ACTIVE		
Category	Other	**Priority**	1		

Department Details

Department	Police	**Department Head**	CHIEF SMITH	**Project Contact**	RICK JURKANIS

Budget Information

Add/Replace	Replace	**Replacing Asset**	41	**Mileage**	43000
Useful Life	5	**Condition**	Good	**Age of Equipment**	4

Financial Information

Total Project Cost	
Initial Cost	37,000.00
Maintenace/Cost of Operation	$900.00
Maintenance Cost Over 5 years	$4,500.00
TOTAL INVESTMENT	$41,500.00
Est Salvage Value of Asset	$2,500.00
EST INITIAL INVESTMENT	$34,500.00

Description of Expenditure

Squad

Justification Information

Annual replacement schedule to maximize trade in value and limit repair costs.

MUNIS Financial Information

Funding Source	$34,500.00	General Levy Borrowing	2021
	$34,500.00		
Expenditure	$34,500.00	Replacement Squad 41	2021
	$34,500.00		

How will this improve our service level and efficiency

Maximize trade in value and limit repair costs/time.

CIP-Expenditure

City Expenditure ID	276				
Expenditure Name	**Replacement Squad 44**			**City Project ID**	0
Expenditure Type	FLEET	**Expenditure Status**	ACTIVE		
Category	Other	**Priority**	1		

Department Details

Department	Police	**Department Head**	CHIEF SMITH	**Project Contact**	RICK JURKANIS

Budget Information

Add/Replace	Replace	**Replacing Asset**	44	**Mileage**	44000
Useful Life	5	**Condition**	Good	**Age of Equipment**	4

Financial Information

Total Project Cost	
Initial Cost	37,000.00
Maintenace/Cost of Operation	$900.00
Maintenance Cost Over 5 years	$4,500.00
TOTAL INVESTMENT	$41,500.00
Est Salvage Value of Asset	$2,500.00
EST INITIAL INVESTMENT	$34,500.00

Description of Expenditure

Squad

Justification Information

Annual replacement schedule to maximize trade in value and limit repair costs.

MUNIS Financial Information

Funding Source	$34,500.00	General Levy Borrowing	2021
	$34,500.00		
Expenditure	$34,500.00	Replacement Squad 44	2021
	$34,500.00		

How will this improve our service level and efficiency

Maximize trade in value and limit repair costs/time.

CIP-Expenditure

City Expenditure ID	277				
Expenditure Name	**Replacement Squad 47**			**City Project ID**	0
Expenditure Type	FLEET	**Expenditure Status**	ACTIVE		
Category	Other	**Priority**	1		

Department Details

Department	Police	**Department Head**	CHIEF SMITH	**Project Contact**	RICK JURKANIS

Budget Information

Add/Replace	Replace	**Replacing Asset**	47	**Mileage**	50000
Useful Life	5	**Condition**	Good	**Age of Equipment**	4

Financial Information

Total Project Cost	
Initial Cost	37,000.00
Maintenace/Cost of Operation	$700.00
Maintenance Cost Over 5 years	$3,500.00
TOTAL INVESTMENT	$40,500.00
Est Salvage Value of Asset	$2,500.00
EST INITIAL INVESTMENT	$34,500.00

Description of Expenditure

Squad

Justification Information

Annual replacement schedule to maximize trade in value and limit repair costs.

MUNIS Financial Information

Funding Source	$34,500.00	General Levy Borrowing	2021
	$34,500.00		
Expenditure	$34,500.00	Replacement Squad 47	2021
	$34,500.00		

How will this improve our service level and efficiency

Maximize trade in value and limit repair costs/time.

CIP-Expenditure

City Expenditure ID	278				
Expenditure Name	**Replacement Squad 49**			**City Project ID**	0
Expenditure Type	FLEET	**Expenditure Status**	ACTIVE		
Category	Other	**Priority**	1		

Department Details

Department	Police	**Department Head**	CHIEF SMITH	**Project Contact**	RICK JURKANIS

Budget Information

Add/Replace	Replace	**Replacing Asset**	49	**Mileage**	96000
Useful Life	5	**Condition**	Fair	**Age of Equipment**	4

Financial Information

Total Project Cost	
Initial Cost	37,000.00
Maintenace/Cost of Operation	$1,200.00
Maintenance Cost Over 5 years	$6,000.00
TOTAL INVESTMENT	$43,000.00
Est Salvage Value of Asset	$2,500.00
EST INITIAL INVESTMENT	$34,500.00

Description of Expenditure

Squad

Justification Information

Annual replacement schedule to maximize trade in value and limit repair costs.

MUNIS Financial Information

Funding Source	$34,500.00	General Levy Borrowing	2021
	$34,500.00		
Expenditure	$34,500.00	Replacement Squad 49	2021
	$34,500.00		

How will this improve our service level and efficiency

Maximize trade in value and limit repair costs/time.

CIP-Expenditure

City Expenditure ID	280				
Expenditure Name	**Replacement Squad 54**			**City Project ID**	0
Expenditure Type	FLEET	**Expenditure Status**	ACTIVE		
Category	Other	**Priority**	1		

Department Details

Department	Police	**Department Head**	CHIEF SMITH	**Project Contact**	RICK JURKANIS

Budget Information

Add/Replace	Replace	**Replacing Asset**	54	**Mileage**	38000
Useful Life	5	**Condition**	Good	**Age of Equipment**	4

Financial Information

Total Project Cost	
Initial Cost	37,000.00
Maintenace/Cost of Operation	$650.00
Maintenance Cost Over 5 years	$3,250.00
TOTAL INVESTMENT	$40,250.00
Est Salvage Value of Asset	$2,500.00
EST INITIAL INVESTMENT	$34,500.00

Description of Expenditure

Squad

Justification Information

Annual replacement schedule to maximize trade in value and limit repair costs.

MUNIS Financial Information

Funding Source	$34,500.00	General Levy Borrowing	2021
	$34,500.00		
Expenditure	$34,500.00	Replacement Squad 54	2021
	$34,500.00		

How will this improve our service level and efficiency

Maximize trade in value and limit repair costs/time.

CIP-Expenditure

City Expenditure ID	281				
Expenditure Name	**Replacement Squad 55**			**City Project ID**	0
Expenditure Type	FLEET	**Expenditure Status**	ACTIVE		
Category	Other	**Priority**	1		

Department Details

Department	Police	**Department Head**	CHIEF SMITH	**Project Contact**	RICK JURKANIS

Budget Information

Add/Replace	Replace	**Replacing Asset**	55	**Mileage**	41000
Useful Life	5	**Condition**	Good	**Age of Equipment**	4

Financial Information

Total Project Cost	
Initial Cost	37,000.00
Maintenace/Cost of Operation	$750.00
Maintenance Cost Over 5 years	$3,750.00
TOTAL INVESTMENT	$40,750.00
Est Salvage Value of Asset	$2,500.00
EST INITIAL INVESTMENT	$34,500.00

Description of Expenditure

Squad

Justification Information

Annual replacement schedule to maximize trade in value and limit repair costs.

MUNIS Financial Information

Funding Source	$34,500.00	General Levy Borrowing	2021
	$34,500.00		
Expenditure	$34,500.00	Replacement Squad 55	2021
	$34,500.00		

How will this improve our service level and efficiency

Maximize trade in value and limit repair costs/time.

CIP-Expenditure

City Expenditure ID	282				
Expenditure Name	**Replacement Squad 57**			**City Project ID**	0
Expenditure Type	FLEET	**Expenditure Status**	ACTIVE		
Category	Other	**Priority**	1		

Department Details

Department	Police	**Department Head**	CHIEF SMITH	**Project Contact**	RICK JURKANIS

Budget Information

Add/Replace	Replace	**Replacing Asset**	57	**Mileage**	53000
Useful Life	5	**Condition**	Good	**Age of Equipment**	4

Financial Information

Total Project Cost	
Initial Cost	37,000.00
Maintenace/Cost of Operation	$800.00
Maintenance Cost Over 5 years	$4,000.00
TOTAL INVESTMENT	$41,000.00
Est Salvage Value of Asset	$2,500.00
EST INITIAL INVESTMENT	$34,500.00

Description of Expenditure

Squad

Justification Information

Annual replacement schedule to maximize trade in value and limit repair costs.

MUNIS Financial Information

Funding Source	$34,500.00	General Levy Borrowing	2021
	$34,500.00		
Expenditure	$34,500.00	Replacement Squad 57	2021
	$34,500.00		

How will this improve our service level and efficiency

Maximize trade in value and limit repair costs/time.

CIP-Expenditure

City Expenditure ID	283				
Expenditure Name	**Replacement Squad 60**			**City Project ID**	0
Expenditure Type	FLEET	**Expenditure Status**	ACTIVE		
Category	Other	**Priority**	1		

Department Details

Department	Police	**Department Head**	CHIEF SMITH	**Project Contact**	RICK JURKANIS

Budget Information

Add/Replace	Replace	**Replacing Asset**	60	**Mileage**	83000
Useful Life	5	**Condition**	Fair	**Age of Equipment**	4

Financial Information

Total Project Cost	
Initial Cost	37,000.00
Maintenace/Cost of Operation	$800.00
Maintenance Cost Over 5 years	$4,000.00
TOTAL INVESTMENT	$41,000.00
Est Salvage Value of Asset	$2,500.00
EST INITIAL INVESTMENT	$34,500.00

Description of Expenditure

Squad

Justification Information

Annual replacement schedule to maximize trade in value and limit repair costs.

MUNIS Financial Information

Funding Source	$34,500.00	General Levy Borrowing	2021
	$34,500.00		
Expenditure	$34,500.00	Replacement Squad 60	2021
	$34,500.00		

How will this improve our service level and efficiency

Maximize trade in value and limit repair costs/time.

CIP-Expenditure

City Expenditure ID	284				
Expenditure Name	**Replacement Squad 63**			**City Project ID**	0
Expenditure Type	FLEET	**Expenditure Status**	ACTIVE		
Category	Other	**Priority**	1		

Department Details

Department	Police	**Department Head**	CHIEF SMITH	**Project Contact**	RICK JURKANIS

Budget Information

Add/Replace	Replace	**Replacing Asset**	63	**Mileage**	42000
Useful Life	5	**Condition**	Good	**Age of Equipment**	4

Financial Information

Total Project Cost	
Initial Cost	37,000.00
Maintenace/Cost of Operation	$600.00
Maintenance Cost Over 5 years	$3,000.00
TOTAL INVESTMENT	$40,000.00
Est Salvage Value of Asset	$2,500.00
EST INITIAL INVESTMENT	$34,500.00

Description of Expenditure

Squad

Justification Information

Annual replacement schedule to maximize trade in value and limit repair costs.

MUNIS Financial Information

Funding Source	$34,500.00	General Levy Borrowing	2021
	$34,500.00		
Expenditure	$34,500.00	Replacement Squad 63	2021
	$34,500.00		

How will this improve our service level and efficiency

Maximize trade in value and limit repair costs/time.

CIP-Expenditure

City Expenditure ID	289				
Expenditure Name	**Replacement Squad 58**			**City Project ID**	0
Expenditure Type	FLEET	**Expenditure Status**	ACTIVE		
Category	Other	**Priority**	1		

Department Details

Department	Police	**Department Head**	CHIEF SMITH	**Project Contact**	RICK JURKANIS

Budget Information

Add/Replace	Replace	**Replacing Asset**	58	**Mileage**	20000
Useful Life	5	**Condition**	Good	**Age of Equipment**	4

Financial Information

Total Project Cost	
Initial Cost	37,000.00
Maintenace/Cost of Operation	$600.00
Maintenance Cost Over 5 years	$3,000.00
TOTAL INVESTMENT	$40,000.00
Est Salvage Value of Asset	$2,500.00
EST INITIAL INVESTMENT	$34,500.00

Description of Expenditure

Squad

Justification Information

Annual replacement schedule to maximize trade in value and limit repair costs.

MUNIS Financial Information

Funding Source	$34,500.00	General Levy Borrowing	2022
	$34,500.00		
Expenditure	$34,500.00	Replacement Squad 58	2022
	$34,500.00		

How will this improve our service level and efficiency

Maximize trade in value and limit repair costs/time.

CIP-Expenditure

City Expenditure ID	290				
Expenditure Name	**Replacement Squad 65**			**City Project ID**	0
Expenditure Type	FLEET	**Expenditure Status**	ACTIVE		
Category	Other	**Priority**	1		

Department Details

Department	Police	**Department Head**	CHIEF SMITH	**Project Contact**	RICK JURKANIS

Budget Information

Add/Replace	Replace	**Replacing Asset**	65	**Mileage**	18000
Useful Life	5	**Condition**	Good	**Age of Equipment**	4

Financial Information

Total Project Cost	
Initial Cost	37,000.00
Maintenace/Cost of Operation	$500.00
Maintenance Cost Over 5 years	$2,500.00
TOTAL INVESTMENT	$39,500.00
Est Salvage Value of Asset	$2,500.00
EST INITIAL INVESTMENT	$34,500.00

Description of Expenditure

Squad

Justification Information

Annual replacement schedule to maximize trade in value and limit repair costs.

MUNIS Financial Information

Funding Source	$34,500.00	General Levy Borrowing	2022
	$34,500.00		
Expenditure	$34,500.00	Replacement Squad 65	2022
	$34,500.00		

How will this improve our service level and efficiency

Maximize trade in value and limit repair costs/time.

CIP-Expenditure

City Expenditure ID	291				
Expenditure Name	**Replacement Squad 73**			**City Project ID**	0
Expenditure Type	FLEET	**Expenditure Status**	ACTIVE		
Category	Other	**Priority**	1		

Department Details

Department	Police	**Department Head**	CHIEF SMITH	**Project Contact**	RICK JURKANIS

Budget Information

Add/Replace	Replace	**Replacing Asset**	73	**Mileage**	112000
Useful Life	5	**Condition**	Fair	**Age of Equipment**	4

Financial Information

Total Project Cost	
Initial Cost	37,000.00
Maintenace/Cost of Operation	$1,100.00
Maintenance Cost Over 5 years	$5,500.00
TOTAL INVESTMENT	$42,500.00
Est Salvage Value of Asset	$2,500.00
EST INITIAL INVESTMENT	$34,500.00

Description of Expenditure

Squad

Justification Information

Annual replacement schedule to maximize trade in value and limit repair costs.

MUNIS Financial Information

Funding Source	$34,500.00	General Levy Borrowing	2022
	$34,500.00		
Expenditure	$34,500.00	Replacement Squad 73	2022
	$34,500.00		

How will this improve our service level and efficiency

Maximize trade in value and limit repair costs/time.

CIP-Expenditure

City Expenditure ID	292				
Expenditure Name	**Replacement Squad 74**			**City Project ID**	0
Expenditure Type	FLEET	**Expenditure Status**	ACTIVE		
Category	Other	**Priority**	1		

Department Details

Department	Police	**Department Head**	CHIEF SMITH	**Project Contact**	RICK JURKANIS

Budget Information

Add/Replace	Replace	**Replacing Asset**	74	**Mileage**	118000
Useful Life	5	**Condition**	Fair	**Age of Equipment**	4

Financial Information

Total Project Cost	
Initial Cost	37,000.00
Maintenace/Cost of Operation	$1,000.00
Maintenance Cost Over 5 years	$5,000.00
TOTAL INVESTMENT	$42,000.00
Est Salvage Value of Asset	$2,500.00
EST INITIAL INVESTMENT	$34,500.00

Description of Expenditure

Squad

Justification Information

Annual replacement schedule to maximize trade in value and limit repair costs.

MUNIS Financial Information

Funding Source	$34,500.00	General Levy Borrowing	2022
	$34,500.00		
Expenditure	$34,500.00	Replacement Squad 74	2022
	$34,500.00		

How will this improve our service level and efficiency

Maximize trade in value and limit repair costs/time.

CIP-Expenditure

City Expenditure ID	293				
Expenditure Name	**Replacement Squad 75**			**City Project ID**	0
Expenditure Type	FLEET	**Expenditure Status**	ACTIVE		
Category	Other	**Priority**	1		

Department Details

Department	Police	**Department Head**	CHIEF SMITH	**Project Contact**	RICK JURKANIS

Budget Information

Add/Replace	Replace	**Replacing Asset**	75	**Mileage**	110000
Useful Life	5	**Condition**	Fair	**Age of Equipment**	4

Financial Information

Total Project Cost	
Initial Cost	37,000.00
Maintenace/Cost of Operation	$1,100.00
Maintenance Cost Over 5 years	$5,500.00
TOTAL INVESTMENT	$42,500.00
Est Salvage Value of Asset	$2,500.00
EST INITIAL INVESTMENT	$34,500.00

Description of Expenditure

Squad

Justification Information

Annual replacement schedule to maximize trade in value and limit repair costs.

MUNIS Financial Information

Funding Source	$34,500.00	General Levy Borrowing	2022
	$34,500.00		
Expenditure	$34,500.00	Replacement Squad 75	2022
	$34,500.00		

How will this improve our service level and efficiency

Maximize trade in value and limit repair costs/time.

CIP-Expenditure

City Expenditure ID	294				
Expenditure Name	**Replacement Squad 76**			**City Project ID**	0
Expenditure Type	FLEET	**Expenditure Status**	ACTIVE		
Category	Other	**Priority**	1		

Department Details

Department	Police	**Department Head**	CHIEF SMITH	**Project Contact**	RICK JURKANIS

Budget Information

Add/Replace	Replace	**Replacing Asset**	76	**Mileage**	108000
Useful Life	5	**Condition**	Fair	**Age of Equipment**	4

Financial Information

Total Project Cost	
Initial Cost	37,000.00
Maintenace/Cost of Operation	$1,000.00
Maintenance Cost Over 5 years	$5,000.00
TOTAL INVESTMENT	$42,000.00
Est Salvage Value of Asset	$2,500.00
EST INITIAL INVESTMENT	$34,500.00

Description of Expenditure

Squad

Justification Information

Annual replacement schedule to maximize trade in value and limit repair costs.

MUNIS Financial Information

Funding Source	$34,500.00	General Levy Borrowing	2022
	$34,500.00		
Expenditure	$34,500.00	Replacement Squad 76	2022
	$34,500.00		

How will this improve our service level and efficiency

Maximize trade in value and limit repair costs/time.

CIP-Expenditure

City Expenditure ID	295				
Expenditure Name	**Replacement Squad 77**			**City Project ID**	0
Expenditure Type	FLEET	**Expenditure Status**	ACTIVE		
Category	Other	**Priority**	1		

Department Details

Department	Police	**Department Head**	CHIEF SMITH	**Project Contact**	RICK JURKANIS

Budget Information

Add/Replace	Replace	**Replacing Asset**	77	**Mileage**	56000
Useful Life	5	**Condition**	Good	**Age of Equipment**	4

Financial Information

Total Project Cost	
Initial Cost	37,000.00
Maintenace/Cost of Operation	$800.00
Maintenance Cost Over 5 years	$4,000.00
TOTAL INVESTMENT	$41,000.00
Est Salvage Value of Asset	$2,500.00
EST INITIAL INVESTMENT	$34,500.00

Description of Expenditure

Squad

Justification Information

Annual replacement schedule to maximize trade in value and limit repair costs.

MUNIS Financial Information

Funding Source	$34,500.00	General Levy Borrowing	2022
	$34,500.00		
Expenditure	$34,500.00	Replacement Squad 77	2022
	$34,500.00		

How will this improve our service level and efficiency

Maximize trade in value and limit repair costs/time.

CIP-Expenditure

City Expenditure ID	296				
Expenditure Name	**Replacement Squad 80**			**City Project ID**	0
Expenditure Type	FLEET	**Expenditure Status**	ACTIVE		
Category	Other	**Priority**	1		

Department Details

Department	Police	**Department Head**	CHIEF SMITH	**Project Contact**	RICK JURKANIS

Budget Information

Add/Replace	Replace	**Replacing Asset**	80	**Mileage**	132000
Useful Life	5	**Condition**	Poor	**Age of Equipment**	4

Financial Information

Total Project Cost	
Initial Cost	37,000.00
Maintenace/Cost of Operation	$1,000.00
Maintenance Cost Over 5 years	$5,000.00
TOTAL INVESTMENT	$42,000.00
Est Salvage Value of Asset	$2,500.00
EST INITIAL INVESTMENT	$34,500.00

Description of Expenditure

Squad

Justification Information

Annual replacement schedule to maximize trade in value and limit repair costs.

MUNIS Financial Information

Funding Source	$34,500.00	General Levy Borrowing	2022
	$34,500.00		
Expenditure	$34,500.00	Replacement Squad 80	2022
	$34,500.00		

How will this improve our service level and efficiency

Maximize trade in value and limit repair costs/time.

CIP-Expenditure

City Expenditure ID	297				
Expenditure Name	**Replacement Squad 81**			**City Project ID**	0
Expenditure Type	FLEET	**Expenditure Status**	ACTIVE		
Category	Other	**Priority**	1		

Department Details

Department	Police	**Department Head**	CHIEF SMITH	**Project Contact**	RICK JURKANIS

Budget Information

Add/Replace	Replace	**Replacing Asset**	81	**Mileage**	85000
Useful Life	5	**Condition**	Fair	**Age of Equipment**	4

Financial Information

Total Project Cost	
Initial Cost	37,000.00
Maintenace/Cost of Operation	$1,000.00
Maintenance Cost Over 5 years	$5,000.00
TOTAL INVESTMENT	$42,000.00
Est Salvage Value of Asset	$2,500.00
EST INITIAL INVESTMENT	$34,500.00

Description of Expenditure

Squad

Justification Information

Annual replacement schedule to maximize trade in value and limit repair costs.

MUNIS Financial Information

Funding Source	$34,500.00	General Levy Borrowing	2022
	$34,500.00		
Expenditure	$34,500.00	Replacement Squad 81	2022
	$34,500.00		

How will this improve our service level and efficiency

Maximize trade in value and limit repair costs/time.

CIP-Expenditure

City Expenditure ID	298				
Expenditure Name	**Replacement Squad 82**			**City Project ID**	0
Expenditure Type	FLEET	**Expenditure Status**	ACTIVE		
Category	Other	**Priority**	1		

Department Details

Department	Police	**Department Head**	CHIEF SMITH	**Project Contact**	RICK JURKANIS

Budget Information

Add/Replace	Replace	**Replacing Asset**	82	**Mileage**	103000
Useful Life	5	**Condition**	Fair	**Age of Equipment**	4

Financial Information

Total Project Cost	
Initial Cost	37,000.00
Maintenace/Cost of Operation	$1,100.00
Maintenance Cost Over 5 years	$5,500.00
TOTAL INVESTMENT	$42,500.00
Est Salvage Value of Asset	$2,500.00
EST INITIAL INVESTMENT	$34,500.00

Description of Expenditure

Squad

Justification Information

Annual replacement schedule to maximize trade in value and limit repair costs.

MUNIS Financial Information

Funding Source	$34,500.00	General Levy Borrowing	2022
	$34,500.00		
Expenditure	$34,500.00	Replacement Squad 82	2022
	$34,500.00		

How will this improve our service level and efficiency

Maximize trade in value and limit repair costs/time.

CIP-Expenditure

City Expenditure ID	299				
Expenditure Name	**Replacement Squad 83**			**City Project ID**	0
Expenditure Type	FLEET	**Expenditure Status**	ACTIVE		
Category	Other	**Priority**	1		

Department Details

Department	Police	**Department Head**	CHIEF SMITH	**Project Contact**	RICK JURKANIS

Budget Information

Add/Replace	Replace	**Replacing Asset**	83	**Mileage**	55000
Useful Life	5	**Condition**	Good	**Age of Equipment**	4

Financial Information

Total Project Cost	
Initial Cost	37,000.00
Maintenace/Cost of Operation	$600.00
Maintenance Cost Over 5 years	$3,000.00
TOTAL INVESTMENT	$40,000.00
Est Salvage Value of Asset	$2,500.00
EST INITIAL INVESTMENT	$34,500.00

Description of Expenditure

Squad

Justification Information

Annual replacement schedule to maximize trade in value and limit repair costs.

MUNIS Financial Information

Funding Source	$34,500.00	General Levy Borrowing	2022
	$34,500.00		
Expenditure	$34,500.00	Replacement Squad 83	2022
	$34,500.00		

How will this improve our service level and efficiency

Maximize trade in value and limit repair costs/time.

CIP-Expenditure

City Expenditure ID	300				
Expenditure Name	**Replacement Squad 43**			**City Project ID**	0
Expenditure Type	FLEET	**Expenditure Status**	ACTIVE		
Category	Other	**Priority**	1		

Department Details

Department	Police	**Department Head**	CHIEF SMITH	**Project Contact**	RICK JURKANIS

Budget Information

Add/Replace	Replace	**Replacing Asset**	43	**Mileage**	18000
Useful Life	5	**Condition**	Good	**Age of Equipment**	4

Financial Information

Total Project Cost	
Initial Cost	37,000.00
Maintenace/Cost of Operation	$600.00
Maintenance Cost Over 5 years	$3,000.00
TOTAL INVESTMENT	$40,000.00
Est Salvage Value of Asset	$2,500.00
EST INITIAL INVESTMENT	$34,500.00

Description of Expenditure

Squad

Justification Information

Annual replacement schedule to maximize trade in value and limit repair costs.

MUNIS Financial Information

Funding Source	$34,500.00	General Levy Borrowing	2022
	$34,500.00		
Expenditure	$34,500.00	Replacement Squad 43	2022
	$34,500.00		

How will this improve our service level and efficiency

Maximize trade in value and limit repair costs/time.

CIP-Expenditure

City Expenditure ID	301				
Expenditure Name	**Replacement Squad 45**			**City Project ID**	0
Expenditure Type	FLEET	**Expenditure Status**	ACTIVE		
Category	Other	**Priority**	1		

Department Details

Department	Police	**Department Head**	CHIEF SMITH	**Project Contact**	RICK JURKANIS

Budget Information

Add/Replace	Replace	**Replacing Asset**	45	**Mileage**	16000
Useful Life	5	**Condition**	Good	**Age of Equipment**	4

Financial Information

Total Project Cost	
Initial Cost	37,000.00
Maintenace/Cost of Operation	$650.00
Maintenance Cost Over 5 years	$3,250.00
TOTAL INVESTMENT	$40,250.00
Est Salvage Value of Asset	$2,500.00
EST INITIAL INVESTMENT	$34,500.00

Description of Expenditure

Squad

Justification Information

Annual replacement schedule to maximize trade in value and limit repair costs.

MUNIS Financial Information

Funding Source	$34,500.00	General Levy Borrowing	2022
	$34,500.00		
Expenditure	$34,500.00	Replacement Squad 45	2022
	$34,500.00		

How will this improve our service level and efficiency

Maximize trade in value and limit repair costs/time.

CIP-Expenditure

City Expenditure ID	302				
Expenditure Name	**Replacement Squad 45**			**City Project ID**	0
Expenditure Type	FLEET	**Expenditure Status**	ACTIVE		
Category	Other	**Priority**	1		

Department Details

Department	Police	**Department Head**	CHIEF SMITH	**Project Contact**	RICK JURKANIS

Budget Information

Add/Replace	Replace	**Replacing Asset**	45	**Mileage**	100000
Useful Life	5	**Condition**	Excellent	**Age of Equipment**	4

Financial Information

Total Project Cost	
Initial Cost	37,000.00
Maintenace/Cost of Operation	$500.00
Maintenance Cost Over 5 years	$2,500.00
TOTAL INVESTMENT	$39,500.00
Est Salvage Value of Asset	$2,500.00
EST INITIAL INVESTMENT	$34,500.00

Description of Expenditure

Squad

Justification Information

Annual replacement schedule to maximize trade in value and limit repair costs.

MUNIS Financial Information

Funding Source	$34,500.00	General Levy Borrowing	2024
	$34,500.00		
Expenditure	$34,500.00	Replacement Squad 45	2024
	$34,500.00		

How will this improve our service level and efficiency

Maximize trade in value and limit repair costs/time.

CIP-Expenditure

City Expenditure ID	303				
Expenditure Name	**Replacement Squad 46**			**City Project ID**	0
Expenditure Type	FLEET	**Expenditure Status**	ACTIVE		
Category	Other	**Priority**	1		

Department Details

Department	Police	**Department Head**	CHIEF SMITH	**Project Contact**	RICK JURKANIS

Budget Information

Add/Replace	Replace	**Replacing Asset**	46	**Mileage**	70000
Useful Life	5	**Condition**	Excellent	**Age of Equipment**	4

Financial Information

Total Project Cost	
Initial Cost	37,000.00
Maintenace/Cost of Operation	$500.00
Maintenance Cost Over 5 years	$2,500.00
TOTAL INVESTMENT	$39,500.00
Est Salvage Value of Asset	$2,500.00
EST INITIAL INVESTMENT	$34,500.00

Description of Expenditure

Squad

Justification Information

Annual replacement schedule to maximize trade in value and limit repair costs.

MUNIS Financial Information

Funding Source	$34,500.00	General Levy Borrowing	2022
	$34,500.00		
Expenditure	$34,500.00	Replacement Squad 46	2022
	$34,500.00		

How will this improve our service level and efficiency

Maximize trade in value and limit repair costs/time.

CIP-Expenditure

City Expenditure ID	304				
Expenditure Name	**Replacement Squad 48**			**City Project ID**	0
Expenditure Type	FLEET	**Expenditure Status**	ACTIVE		
Category	Other	**Priority**	1		

Department Details

Department	Police	**Department Head**	CHIEF SMITH	**Project Contact**	RICK JURKANIS

Budget Information

Add/Replace	Replace	**Replacing Asset**	48	**Mileage**	100000
Useful Life	5	**Condition**	Excellent	**Age of Equipment**	4

Financial Information

Total Project Cost	
Initial Cost	37,000.00
Maintenace/Cost of Operation	$500.00
Maintenance Cost Over 5 years	$2,500.00
TOTAL INVESTMENT	$39,500.00
Est Salvage Value of Asset	$2,500.00
EST INITIAL INVESTMENT	$34,500.00

Description of Expenditure

Squad

Justification Information

Annual replacement schedule to maximize trade in value and limit repair costs.

MUNIS Financial Information

Funding Source	$34,500.00	General Levy Borrowing	2023
	$34,500.00		
Expenditure	$34,500.00	Replacement Squad 48	2023
	$34,500.00		

How will this improve our service level and efficiency

Maximize trade in value and limit repair costs/time.

CIP-Expenditure

City Expenditure ID	305				
Expenditure Name	**Replacement Squad 50**			**City Project ID**	0
Expenditure Type	FLEET	**Expenditure Status**	ACTIVE		
Category	Other	**Priority**	1		

Department Details

Department	Police	**Department Head**	CHIEF SMITH	**Project Contact**	RICK JURKANIS

Budget Information

Add/Replace	Replace	**Replacing Asset**	50	**Mileage**	100000
Useful Life	5	**Condition**	Excellent	**Age of Equipment**	4

Financial Information

Total Project Cost	
Initial Cost	37,000.00
Maintenace/Cost of Operation	$500.00
Maintenance Cost Over 5 years	$2,500.00
TOTAL INVESTMENT	$39,500.00
Est Salvage Value of Asset	$2,500.00
EST INITIAL INVESTMENT	$34,500.00

Description of Expenditure

Squad

Justification Information

Annual replacement schedule to maximize trade in value and limit repair costs.

MUNIS Financial Information

Funding Source	$34,500.00	General Levy Borrowing	2023
	$34,500.00		
Expenditure	$34,500.00	Replacement Squad 50	2023
	$34,500.00		

How will this improve our service level and efficiency

Maximize trade in value and limit repair costs/time.

CIP-Expenditure

City Expenditure ID	306				
Expenditure Name	**Replacement Squad 52**			**City Project ID**	0
Expenditure Type	FLEET	**Expenditure Status**	ACTIVE		
Category	Other	**Priority**	1		

Department Details

Department	Police	**Department Head**	CHIEF SMITH	**Project Contact**	RICK JURKANIS

Budget Information

Add/Replace	Replace	**Replacing Asset**	52	**Mileage**	100000
Useful Life	5	**Condition**	Excellent	**Age of Equipment**	4

Financial Information

Total Project Cost	
Initial Cost	37,000.00
Maintenace/Cost of Operation	$500.00
Maintenance Cost Over 5 years	$2,500.00
TOTAL INVESTMENT	$39,500.00
Est Salvage Value of Asset	$2,500.00
EST INITIAL INVESTMENT	$34,500.00

Description of Expenditure

Squad

Justification Information

Annual replacement schedule to maximize trade in value and limit repair costs.

MUNIS Financial Information

Funding Source	$34,500.00	General Levy Borrowing	2023
	$34,500.00		
Expenditure	$34,500.00	Replacement Squad 52	2023
	$34,500.00		

How will this improve our service level and efficiency

Maximize trade in value and limit repair costs/time.

CIP-Expenditure

City Expenditure ID	307				
Expenditure Name	**Replacement Squad 53**			**City Project ID**	0
Expenditure Type	FLEET	**Expenditure Status**	ACTIVE		
Category	Other	**Priority**	1		

Department Details

Department	Police	**Department Head**	CHIEF SMITH	**Project Contact**	RICK JURKANIS

Budget Information

Add/Replace	Replace	**Replacing Asset**	53	**Mileage**	100000
Useful Life	5	**Condition**	Excellent	**Age of Equipment**	4

Financial Information

Total Project Cost	
Initial Cost	37,000.00
Maintenace/Cost of Operation	$500.00
Maintenance Cost Over 5 years	$2,500.00
TOTAL INVESTMENT	$39,500.00
Est Salvage Value of Asset	$2,500.00
EST INITIAL INVESTMENT	$34,500.00

Description of Expenditure

Squad

Justification Information

Annual replacement schedule to maximize trade in value and limit repair costs.

MUNIS Financial Information

Funding Source	$34,500.00	General Levy Borrowing	2023
	$34,500.00		
Expenditure	$34,500.00	Replacement Squad 53	2023
	$34,500.00		

How will this improve our service level and efficiency

Maximize trade in value and limit repair costs/time.

CIP-Expenditure

City Expenditure ID	308				
Expenditure Name	**Replacement Squad 56**			**City Project ID**	0
Expenditure Type	FLEET	**Expenditure Status**	ACTIVE		
Category	Other	**Priority**	1		

Department Details

Department	Police	**Department Head**	CHIEF SMITH	**Project Contact**	RICK JURKANIS

Budget Information

Add/Replace	Replace	**Replacing Asset**	56	**Mileage**	100000
Useful Life	5	**Condition**	Excellent	**Age of Equipment**	4

Financial Information

Total Project Cost	
Initial Cost	37,000.00
Maintenace/Cost of Operation	$500.00
Maintenance Cost Over 5 years	$2,500.00
TOTAL INVESTMENT	$39,500.00
Est Salvage Value of Asset	$2,500.00
EST INITIAL INVESTMENT	$34,500.00

Description of Expenditure

Squad

Justification Information

Annual replacement schedule to maximize trade in value and limit repair costs.

MUNIS Financial Information

Funding Source	$34,500.00	General Levy Borrowing	2023
	$34,500.00		
Expenditure	$34,500.00	Replacement Squad 56	2023
	$34,500.00		

How will this improve our service level and efficiency

Maximize trade in value and limit repair costs/time.

CIP-Expenditure

City Expenditure ID	309				
Expenditure Name	**Replacement Squad 59**			**City Project ID**	0
Expenditure Type	FLEET	**Expenditure Status**	ACTIVE		
Category	Other	**Priority**	1		

Department Details

Department	Police	**Department Head**	CHIEF SMITH	**Project Contact**	RICK JURKANIS

Budget Information

Add/Replace	Replace	**Replacing Asset**	59	**Mileage**	100000
Useful Life	5	**Condition**	Excellent	**Age of Equipment**	4

Financial Information

Total Project Cost	
Initial Cost	37,000.00
Maintenace/Cost of Operation	$500.00
Maintenance Cost Over 5 years	$2,500.00
TOTAL INVESTMENT	$39,500.00
Est Salvage Value of Asset	$2,500.00
EST INITIAL INVESTMENT	$34,500.00

Description of Expenditure

Squad

Justification Information

Annual replacement schedule to maximize trade in value and limit repair costs.

MUNIS Financial Information

Funding Source	$34,500.00	General Levy Borrowing	2023
	$34,500.00		
Expenditure	$34,500.00	Replacement Squad 59	2023
	$34,500.00		

How will this improve our service level and efficiency

Maximize trade in value and limit repair costs/time.

CIP-Expenditure

City Expenditure ID	310				
Expenditure Name	**Replacement Squad 61**			**City Project ID**	0
Expenditure Type	FLEET	**Expenditure Status**	ACTIVE		
Category	Other	**Priority**	1		

Department Details

Department	Police	**Department Head**	CHIEF SMITH	**Project Contact**	RICK JURKANIS

Budget Information

Add/Replace	Replace	**Replacing Asset**	61	**Mileage**	100000
Useful Life	5	**Condition**	Excellent	**Age of Equipment**	4

Financial Information

Total Project Cost	
Initial Cost	37,000.00
Maintenace/Cost of Operation	$500.00
Maintenance Cost Over 5 years	$2,500.00
TOTAL INVESTMENT	$39,500.00
Est Salvage Value of Asset	$2,500.00
EST INITIAL INVESTMENT	$34,500.00

Description of Expenditure

Squad

Justification Information

Annual replacement schedule to maximize trade in value and limit repair costs.

MUNIS Financial Information

Funding Source	$34,500.00	General Levy Borrowing	2023
	$34,500.00		
Expenditure	$34,500.00	Replacement Squad 61	2023
	$34,500.00		

How will this improve our service level and efficiency

Maximize trade in value and limit repair costs/time.

CIP-Expenditure

City Expenditure ID	311				
Expenditure Name	**Replacement Squad 62**			**City Project ID**	0
Expenditure Type	FLEET	**Expenditure Status**	ACTIVE		
Category	Other	**Priority**	1		

Department Details

Department	Police	**Department Head**	CHIEF SMITH	**Project Contact**	RICK JURKANIS

Budget Information

Add/Replace	Replace	**Replacing Asset**	62	**Mileage**	100000
Useful Life	5	**Condition**	Excellent	**Age of Equipment**	4

Financial Information

Total Project Cost	
Initial Cost	37,000.00
Maintenace/Cost of Operation	$500.00
Maintenance Cost Over 5 years	$2,500.00
TOTAL INVESTMENT	$39,500.00
Est Salvage Value of Asset	$2,500.00
EST INITIAL INVESTMENT	$34,500.00

Description of Expenditure

Squad

Justification Information

Annual replacement schedule to maximize trade in value and limit repair costs.

MUNIS Financial Information

Funding Source	$34,500.00	General Levy Borrowing	2023
	$34,500.00		
Expenditure	$34,500.00	Replacement Squad 62	2023
	$34,500.00		

How will this improve our service level and efficiency

Maximize trade in value and limit repair costs/time.

CIP-Expenditure

City Expenditure ID	312				
Expenditure Name	**Replacement Squad 66**			**City Project ID**	0
Expenditure Type	FLEET	**Expenditure Status**	ACTIVE		
Category	Other	**Priority**	1		

Department Details

Department	Police	**Department Head**	CHIEF SMITH	**Project Contact**	RICK JURKANIS

Budget Information

Add/Replace	Replace	**Replacing Asset**	66	**Mileage**	100000
Useful Life	5	**Condition**	Excellent	**Age of Equipment**	4

Financial Information

Total Project Cost	
Initial Cost	37,000.00
Maintenace/Cost of Operation	$500.00
Maintenance Cost Over 5 years	$2,500.00
TOTAL INVESTMENT	$39,500.00
Est Salvage Value of Asset	$2,500.00
EST INITIAL INVESTMENT	$34,500.00

Description of Expenditure

Squad

Justification Information

Annual replacement schedule to maximize trade in value and limit repair costs.

MUNIS Financial Information

Funding Source	$34,500.00	General Levy Borrowing	2023
	$34,500.00		
Expenditure	$34,500.00	Replacement Squad 66	2023
	$34,500.00		

How will this improve our service level and efficiency

Maximize trade in value and limit repair costs/time.

CIP-Expenditure

City Expenditure ID	313				
Expenditure Name	**Replacement Squad 69**			**City Project ID**	0
Expenditure Type	FLEET	**Expenditure Status**	ACTIVE		
Category	Other	**Priority**	1		

Department Details

Department	Police	**Department Head**	CHIEF SMITH	**Project Contact**	RICK JURKANIS

Budget Information

Add/Replace	Replace	**Replacing Asset**	69	**Mileage**	100000
Useful Life	5	**Condition**	Excellent	**Age of Equipment**	4

Financial Information

Total Project Cost	
Initial Cost	37,000.00
Maintenace/Cost of Operation	$500.00
Maintenance Cost Over 5 years	$2,500.00
TOTAL INVESTMENT	$39,500.00
Est Salvage Value of Asset	$2,500.00
EST INITIAL INVESTMENT	$34,500.00

Description of Expenditure

Squad

Justification Information

Annual replacement schedule to maximize trade in value and limit repair costs.

MUNIS Financial Information

Funding Source	$34,500.00	General Levy Borrowing	2023
	$34,500.00		
Expenditure	$34,500.00	Replacement Squad 69	2023
	$34,500.00		

How will this improve our service level and efficiency

Maximize trade in value and limit repair costs/time.

CIP-Expenditure

City Expenditure ID	314				
Expenditure Name	**Replacement Squad 85**			**City Project ID**	0
Expenditure Type	FLEET	**Expenditure Status**	ACTIVE		
Category	Other	**Priority**	1		

Department Details

Department	Police	**Department Head**	CHIEF SMITH	**Project Contact**	RICK JURKANIS

Budget Information

Add/Replace	Replace	**Replacing Asset**	85	**Mileage**	100000
Useful Life	5	**Condition**	Excellent	**Age of Equipment**	4

Financial Information

Total Project Cost	
Initial Cost	37,000.00
Maintenace/Cost of Operation	$500.00
Maintenance Cost Over 5 years	$2,500.00
TOTAL INVESTMENT	$39,500.00
Est Salvage Value of Asset	$2,500.00
EST INITIAL INVESTMENT	$34,500.00

Description of Expenditure

Squad

Justification Information

Annual replacement schedule to maximize trade in value and limit repair costs.

MUNIS Financial Information

Funding Source	$34,500.00	General Levy Borrowing	2023
	$34,500.00		
Expenditure	$34,500.00	Replacement Squad 85	2023
	$34,500.00		

How will this improve our service level and efficiency

Maximize trade in value and limit repair costs/time.

CIP-Expenditure

City Expenditure ID	315				
Expenditure Name	**Replacement Squad 70**			**City Project ID**	0
Expenditure Type	FLEET	**Expenditure Status**	ACTIVE		
Category	Other	**Priority**	1		

Department Details

Department	Police	**Department Head**	CHIEF SMITH	**Project Contact**	RICK JURKANIS

Budget Information

Add/Replace	Replace	**Replacing Asset**	70	**Mileage**	100000
Useful Life	5	**Condition**	Excellent	**Age of Equipment**	4

Financial Information

Total Project Cost	
Initial Cost	37,000.00
Maintenace/Cost of Operation	$500.00
Maintenance Cost Over 5 years	$2,500.00
TOTAL INVESTMENT	$39,500.00
Est Salvage Value of Asset	$2,500.00
EST INITIAL INVESTMENT	$34,500.00

Description of Expenditure

Squad

Justification Information

Annual replacement schedule to maximize trade in value and limit repair costs.

MUNIS Financial Information

Funding Source	$34,500.00	General Levy Borrowing	2023
	$34,500.00		
Expenditure	$34,500.00	Replacement Squad 70	2023
	$34,500.00		

How will this improve our service level and efficiency

Maximize trade in value and limit repair costs/time.

CIP-Expenditure

City Expenditure ID	316				
Expenditure Name	**Replacement Squad 71**			**City Project ID**	0
Expenditure Type	FLEET	**Expenditure Status**	ACTIVE		
Category	Other	**Priority**	1		

Department Details

Department	Police	**Department Head**	CHIEF SMITH	**Project Contact**	RICK JURKANIS

Budget Information

Add/Replace	Replace	**Replacing Asset**	71	**Mileage**	100000
Useful Life	5	**Condition**	Excellent	**Age of Equipment**	4

Financial Information

Total Project Cost	
Initial Cost	37,000.00
Maintenace/Cost of Operation	$500.00
Maintenance Cost Over 5 years	$2,500.00
TOTAL INVESTMENT	$39,500.00
Est Salvage Value of Asset	$2,500.00
EST INITIAL INVESTMENT	$34,500.00

Description of Expenditure

Squad

Justification Information

Annual replacement schedule to maximize trade in value and limit repair costs.

MUNIS Financial Information

Funding Source	$34,500.00	General Levy Borrowing	2023
	$34,500.00		
Expenditure	$34,500.00	Replacement Squad 71	2023
	$34,500.00		

How will this improve our service level and efficiency

Maximize trade in value and limit repair costs/time.

CIP-Expenditure

City Expenditure ID	317				
Expenditure Name	**Replacement Squad 41**			**City Project ID**	0
Expenditure Type	FLEET	**Expenditure Status**	ACTIVE		
Category	Other	**Priority**	1		

Department Details

Department	Police	**Department Head**	CHIEF SMITH	**Project Contact**	RICK JURKANIS

Budget Information

Add/Replace	Replace	**Replacing Asset**	41	**Mileage**	100000
Useful Life	5	**Condition**	Excellent	**Age of Equipment**	4

Financial Information

Total Project Cost	
Initial Cost	37,000.00
Maintenace/Cost of Operation	$500.00
Maintenance Cost Over 5 years	$2,500.00
TOTAL INVESTMENT	$39,500.00
Est Salvage Value of Asset	$2,500.00
EST INITIAL INVESTMENT	$34,500.00

Description of Expenditure

Squad

Justification Information

Annual replacement schedule to maximize trade in value and limit repair costs.

MUNIS Financial Information

Funding Source	$34,500.00	General Levy Borrowing	2023
	$34,500.00		
Expenditure	$34,500.00	Replacement Squad 41	2023
	$34,500.00		

How will this improve our service level and efficiency

Maximize trade in value and limit repair costs/time.

CIP-Expenditure

City Expenditure ID	318				
Expenditure Name	**Replacement Squad 47**			**City Project ID**	0
Expenditure Type	FLEET	**Expenditure Status**	ACTIVE		
Category	Other	**Priority**	1		

Department Details

Department	Police	**Department Head**	CHIEF SMITH	**Project Contact**	RICK JURKANIS

Budget Information

Add/Replace	Replace	**Replacing Asset**	47	**Mileage**	100000
Useful Life	5	**Condition**	Excellent	**Age of Equipment**	4

Financial Information

Total Project Cost	
Initial Cost	37,000.00
Maintenace/Cost of Operation	$500.00
Maintenance Cost Over 5 years	$2,500.00
TOTAL INVESTMENT	$39,500.00
Est Salvage Value of Asset	$2,500.00
EST INITIAL INVESTMENT	$34,500.00

Description of Expenditure

Squad

Justification Information

Annual replacement schedule to maximize trade in value and limit repair costs.

MUNIS Financial Information

Funding Source	$34,500.00	General Levy Borrowing	2023
	$34,500.00		
Expenditure	$34,500.00	Replacement Squad 47	2023
	$34,500.00		

How will this improve our service level and efficiency

Maximize trade in value and limit repair costs/time.

CIP-Expenditure

City Expenditure ID	319				
Expenditure Name	**Replacement Squad 40**			**City Project ID**	0
Expenditure Type	FLEET	**Expenditure Status**	ACTIVE		
Category	Other	**Priority**	1		

Department Details

Department	Police	**Department Head**	CHIEF SMITH	**Project Contact**	RICK JURKANIS

Budget Information

Add/Replace	Replace	**Replacing Asset**	40	**Mileage**	100000
Useful Life	5	**Condition**	Excellent	**Age of Equipment**	4

Financial Information

Total Project Cost	
Initial Cost	37,000.00
Maintenace/Cost of Operation	$500.00
Maintenance Cost Over 5 years	$2,500.00
TOTAL INVESTMENT	$39,500.00
Est Salvage Value of Asset	$2,500.00
EST INITIAL INVESTMENT	$34,500.00

Description of Expenditure

Squad

Justification Information

Annual replacement schedule to maximize trade in value and limit repair costs.

MUNIS Financial Information

Funding Source	$34,500.00	General Levy Borrowing	2024
	$34,500.00		
Expenditure	$34,500.00	Replacement Squad 40	2024
	$34,500.00		

How will this improve our service level and efficiency

Maximize trade in value and limit repair costs/time.

CIP-Expenditure

City Expenditure ID	320				
Expenditure Name	**Replacement Squad 44**			**City Project ID**	0
Expenditure Type	FLEET	**Expenditure Status**	ACTIVE		
Category	Other	**Priority**	1		

Department Details

Department	Police	**Department Head**	CHIEF SMITH	**Project Contact**	RICK JURKANIS

Budget Information

Add/Replace	Replace	**Replacing Asset**	44	**Mileage**	100000
Useful Life	5	**Condition**	Excellent	**Age of Equipment**	4

Financial Information

Total Project Cost	
Initial Cost	37,000.00
Maintenace/Cost of Operation	$500.00
Maintenance Cost Over 5 years	$2,500.00
TOTAL INVESTMENT	$39,500.00
Est Salvage Value of Asset	$2,500.00
EST INITIAL INVESTMENT	$34,500.00

Description of Expenditure

Squad

Justification Information

Annual replacement schedule to maximize trade in value and limit repair costs.

MUNIS Financial Information

Funding Source	$34,500.00	General Levy Borrowing	2024
	$34,500.00		
Expenditure	$34,500.00	Replacement Squad 44	2024
	$34,500.00		

How will this improve our service level and efficiency

Maximize trade in value and limit repair costs/time.

CIP-Expenditure

City Expenditure ID	321				
Expenditure Name	**Replacement Squad 49**			**City Project ID**	0
Expenditure Type	FLEET	**Expenditure Status**	ACTIVE		
Category	Other	**Priority**	1		

Department Details

Department	Police	**Department Head**	CHIEF SMITH	**Project Contact**	RICK JURKANIS

Budget Information

Add/Replace	Replace	**Replacing Asset**	49	**Mileage**	100000
Useful Life	5	**Condition**	Excellent	**Age of Equipment**	4

Financial Information

Total Project Cost	
Initial Cost	37,000.00
Maintenace/Cost of Operation	$500.00
Maintenance Cost Over 5 years	$2,500.00
TOTAL INVESTMENT	$39,500.00
Est Salvage Value of Asset	$2,500.00
EST INITIAL INVESTMENT	$34,500.00

Description of Expenditure

Squad

Justification Information

Annual replacement schedule to maximize trade in value and limit repair costs.

MUNIS Financial Information

Funding Source	$34,500.00	General Levy Borrowing	2024
	$34,500.00		
Expenditure	$34,500.00	Replacement Squad 49	2024
	$34,500.00		

How will this improve our service level and efficiency

Maximize trade in value and limit repair costs/time.

CIP-Expenditure

City Expenditure ID	324				
Expenditure Name	**Replacement Squad 73**			**City Project ID**	0
Expenditure Type	FLEET	**Expenditure Status**	ACTIVE		
Category	Other	**Priority**	1		

Department Details

Department	Police	**Department Head**	CHIEF SMITH	**Project Contact**	RICK JURKANIS

Budget Information

Add/Replace	Replace	**Replacing Asset**	73	**Mileage**	100000
Useful Life	5	**Condition**	Excellent	**Age of Equipment**	4

Financial Information

Total Project Cost	
Initial Cost	37,000.00
Maintenace/Cost of Operation	$500.00
Maintenance Cost Over 5 years	$2,500.00
TOTAL INVESTMENT	$39,500.00
Est Salvage Value of Asset	$2,500.00
EST INITIAL INVESTMENT	$34,500.00

Description of Expenditure

Squad

Justification Information

Annual replacement schedule to maximize trade in value and limit repair costs.

MUNIS Financial Information

Funding Source	$34,500.00	General Levy Borrowing	2024
	$34,500.00		
Expenditure	$34,500.00	Replacement Squad 73	2024
	$34,500.00		

How will this improve our service level and efficiency

Maximize trade in value and limit repair costs/time.

CIP-Expenditure

City Expenditure ID	325				
Expenditure Name	**Replacement Squad 57**			**City Project ID**	0
Expenditure Type	FLEET	**Expenditure Status**	ACTIVE		
Category	Other	**Priority**	1		

Department Details

Department	Police	**Department Head**	CHIEF SMITH	**Project Contact**	RICK JURKANIS

Budget Information

Add/Replace	Replace	**Replacing Asset**	57	**Mileage**	100000
Useful Life	5	**Condition**	Excellent	**Age of Equipment**	4

Financial Information

Total Project Cost	
Initial Cost	37,000.00
Maintenace/Cost of Operation	$500.00
Maintenance Cost Over 5 years	$2,500.00
TOTAL INVESTMENT	$39,500.00
Est Salvage Value of Asset	$2,500.00
EST INITIAL INVESTMENT	$34,500.00

Description of Expenditure

Squad

Justification Information

Annual replacement schedule to maximize trade in value and limit repair costs.

MUNIS Financial Information

Funding Source	$34,500.00	General Levy Borrowing	2024
	$34,500.00		
Expenditure	$34,500.00	Replacement Squad 57	2024
	$34,500.00		

How will this improve our service level and efficiency

Maximize trade in value and limit repair costs/time.

CIP-Expenditure

City Expenditure ID	326				
Expenditure Name	**Replacement Squad 74**			**City Project ID**	0
Expenditure Type	FLEET	**Expenditure Status**	ACTIVE		
Category	Other	**Priority**	1		

Department Details

Department	Police	**Department Head**	CHIEF SMITH	**Project Contact**	RICK JURKANIS

Budget Information

Add/Replace	Replace	**Replacing Asset**	74	**Mileage**	100000
Useful Life	5	**Condition**	Excellent	**Age of Equipment**	4

Financial Information

Total Project Cost	
Initial Cost	37,000.00
Maintenace/Cost of Operation	$500.00
Maintenance Cost Over 5 years	$2,500.00
TOTAL INVESTMENT	$39,500.00
Est Salvage Value of Asset	$2,500.00
EST INITIAL INVESTMENT	$34,500.00

Description of Expenditure

Squad

Justification Information

Annual replacement schedule to maximize trade in value and limit repair costs.

MUNIS Financial Information

Funding Source	$34,500.00	General Levy Borrowing	2024
	$34,500.00		
Expenditure	$34,500.00	Replacement Squad 74	2024
	$34,500.00		

How will this improve our service level and efficiency

Maximize trade in value and limit repair costs/time.

CIP-Expenditure

City Expenditure ID	327				
Expenditure Name	**Replacement Squad 75**			**City Project ID**	0
Expenditure Type	FLEET	**Expenditure Status**	ACTIVE		
Category	Other	**Priority**	1		

Department Details

Department	Police	**Department Head**	CHIEF SMITH	**Project Contact**	RICK JURKANIS

Budget Information

Add/Replace	Replace	**Replacing Asset**	75	**Mileage**	100000
Useful Life	5	**Condition**	Excellent	**Age of Equipment**	4

Financial Information

Total Project Cost	
Initial Cost	37,000.00
Maintenace/Cost of Operation	$500.00
Maintenance Cost Over 5 years	$2,500.00
TOTAL INVESTMENT	$39,500.00
Est Salvage Value of Asset	$2,500.00
EST INITIAL INVESTMENT	$34,500.00

Description of Expenditure

Squad

Justification Information

Annual replacement schedule to maximize trade in value and limit repair costs.

MUNIS Financial Information

Funding Source	$34,500.00	General Levy Borrowing	2024
	$34,500.00		
Expenditure	$34,500.00	Replacement Squad 75	2024
	$34,500.00		

How will this improve our service level and efficiency

Maximize trade in value and limit repair costs/time.

CIP-Expenditure

City Expenditure ID	328				
Expenditure Name	**Replacement Squad 76**			**City Project ID**	0
Expenditure Type	FLEET	**Expenditure Status**	ACTIVE		
Category	Other	**Priority**	1		

Department Details

Department	Police	**Department Head**	CHIEF SMITH	**Project Contact**	RICK JURKANIS

Budget Information

Add/Replace	Replace	**Replacing Asset**	76	**Mileage**	100000
Useful Life	5	**Condition**	Excellent	**Age of Equipment**	4

Financial Information

Total Project Cost	
Initial Cost	37,000.00
Maintenace/Cost of Operation	$500.00
Maintenance Cost Over 5 years	$2,500.00
TOTAL INVESTMENT	$39,500.00
Est Salvage Value of Asset	$2,500.00
EST INITIAL INVESTMENT	$34,500.00

Description of Expenditure

Squad

Justification Information

Annual replacement schedule to maximize trade in value and limit repair costs.

MUNIS Financial Information

Funding Source	$34,500.00	General Levy Borrowing	2024
	$34,500.00		
Expenditure	$34,500.00	Replacement Squad 76	2024
	$34,500.00		

How will this improve our service level and efficiency

Maximize trade in value and limit repair costs/time.

CIP-Expenditure

City Expenditure ID	329				
Expenditure Name	**Replacement Squad 77**			**City Project ID**	0
Expenditure Type	FLEET	**Expenditure Status**	ACTIVE		
Category	Other	**Priority**	1		

Department Details

Department	Police	**Department Head**	CHIEF SMITH	**Project Contact**	RICK JURKANIS

Budget Information

Add/Replace	Replace	**Replacing Asset**	77	**Mileage**	100000
Useful Life	5	**Condition**	Excellent	**Age of Equipment**	4

Financial Information

Total Project Cost	
Initial Cost	37,000.00
Maintenace/Cost of Operation	$500.00
Maintenance Cost Over 5 years	$2,500.00
TOTAL INVESTMENT	$39,500.00
Est Salvage Value of Asset	$2,500.00
EST INITIAL INVESTMENT	$34,500.00

Description of Expenditure

Squad

Justification Information

Annual replacement schedule to maximize trade in value and limit repair costs.

MUNIS Financial Information

Funding Source	$34,500.00	General Levy Borrowing	2024
	$34,500.00		
Expenditure	$34,500.00	Replacement Squad 77	2024
	$34,500.00		

How will this improve our service level and efficiency

Maximize trade in value and limit repair costs/time.

CIP-Expenditure

City Expenditure ID	330				
Expenditure Name	**Replacement Squad 81**			**City Project ID**	0
Expenditure Type	FLEET	**Expenditure Status**	ACTIVE		
Category	Other	**Priority**	1		

Department Details

Department	Police	**Department Head**	CHIEF SMITH	**Project Contact**	RICK JURKANIS

Budget Information

Add/Replace	Replace	**Replacing Asset**	81	**Mileage**	100000
Useful Life	5	**Condition**	Excellent	**Age of Equipment**	4

Financial Information

Total Project Cost	
Initial Cost	37,000.00
Maintenace/Cost of Operation	$500.00
Maintenance Cost Over 5 years	$2,500.00
TOTAL INVESTMENT	$39,500.00
Est Salvage Value of Asset	$2,500.00
EST INITIAL INVESTMENT	$34,500.00

Description of Expenditure

Squad

Justification Information

Annual replacement schedule to maximize trade in value and limit repair costs.

MUNIS Financial Information

Funding Source	$34,500.00	General Levy Borrowing	2024
	$34,500.00		
Expenditure	$34,500.00	Replacement Squad 81	2024
	$34,500.00		

How will this improve our service level and efficiency

Maximize trade in value and limit repair costs/time.

CIP-Expenditure

City Expenditure ID	331				
Expenditure Name	**Replacement Squad 72**			**City Project ID**	0
Expenditure Type	FLEET	**Expenditure Status**	ACTIVE		
Category	Other	**Priority**	1		

Department Details

Department	Police	**Department Head**	CHIEF SMITH	**Project Contact**	RICK JURKANIS

Budget Information

Add/Replace	Replace	**Replacing Asset**	72	**Mileage**	100000
Useful Life	5	**Condition**	Excellent	**Age of Equipment**	4

Financial Information

Total Project Cost	
Initial Cost	37,000.00
Maintenace/Cost of Operation	$500.00
Maintenance Cost Over 5 years	$2,500.00
TOTAL INVESTMENT	$39,500.00
Est Salvage Value of Asset	$2,500.00
EST INITIAL INVESTMENT	$34,500.00

Description of Expenditure

Squad

Justification Information

Annual replacement schedule to maximize trade in value and limit repair costs.

MUNIS Financial Information

Funding Source	$34,500.00	General Levy Borrowing	2024
	$34,500.00		
Expenditure	$34,500.00	Replacement Squad 72	2024
	$34,500.00		

How will this improve our service level and efficiency

Maximize trade in value and limit repair costs/time.

CIP-Expenditure

City Expenditure ID	332				
Expenditure Name	**Replacement Squad 80**			**City Project ID**	0
Expenditure Type	FLEET	**Expenditure Status**	ACTIVE		
Category	Other	**Priority**	1		

Department Details

Department	Police	**Department Head**	CHIEF SMITH	**Project Contact**	RICK JURKANIS

Budget Information

Add/Replace	Replace	**Replacing Asset**	80	**Mileage**	100000
Useful Life	5	**Condition**	Excellent	**Age of Equipment**	4

Financial Information

Total Project Cost	
Initial Cost	37,000.00
Maintenace/Cost of Operation	$500.00
Maintenance Cost Over 5 years	$2,500.00
TOTAL INVESTMENT	$39,500.00
Est Salvage Value of Asset	$2,500.00
EST INITIAL INVESTMENT	$34,500.00

Description of Expenditure

Squad

Justification Information

Annual replacement schedule to maximize trade in value and limit repair costs.

MUNIS Financial Information

Funding Source	$34,500.00	General Levy Borrowing	2024
	$34,500.00		
Expenditure	$34,500.00	Replacement Squad 80	2024
	$34,500.00		

How will this improve our service level and efficiency

Maximize trade in value and limit repair costs/time.

CIP-Expenditure

City Expenditure ID	333				
Expenditure Name	**Replacement Squad 82**			**City Project ID**	0
Expenditure Type	FLEET	**Expenditure Status**	ACTIVE		
Category	Other	**Priority**	1		

Department Details

Department	Police	**Department Head**	CHIEF SMITH	**Project Contact**	RICK JURKANIS

Budget Information

Add/Replace	Replace	**Replacing Asset**	82	**Mileage**	100000
Useful Life	5	**Condition**	Excellent	**Age of Equipment**	4

Financial Information

Total Project Cost	
Initial Cost	37,000.00
Maintenace/Cost of Operation	$500.00
Maintenance Cost Over 5 years	$2,500.00
TOTAL INVESTMENT	$39,500.00
Est Salvage Value of Asset	$2,500.00
EST INITIAL INVESTMENT	$34,500.00

Description of Expenditure

Squad

Justification Information

Annual replacement schedule to maximize trade in value and limit repair costs.

MUNIS Financial Information

Funding Source	$34,500.00	General Levy Borrowing	2024
	$34,500.00		
Expenditure	$34,500.00	Replacement Squad 82	2024
	$34,500.00		

How will this improve our service level and efficiency

Maximize trade in value and limit repair costs/time.

CIP-Expenditure

City Expenditure ID	337				
Expenditure Name	**GENERAL VEHICLE 38**			**City Project ID**	0
Expenditure Type	FLEET	**Expenditure Status**	ACTIVE		
Category	Other	**Priority**	1		

Department Details

Department	Police	**Department Head**	CHIEF SMITH	**Project Contact**	RICK JURKANIS

Budget Information

Add/Replace	Replace	**Replacing Asset**	38	**Mileage**	143000
Useful Life	5	**Condition**	Poor	**Age of Equipment**	4

Financial Information

Total Project Cost	
Initial Cost	25,200.00
Maintenace/Cost of Operation	$650.00
Maintenance Cost Over 5 years	$3,250.00
TOTAL INVESTMENT	$28,450.00
Est Salvage Value of Asset	$1,500.00
EST INITIAL INVESTMENT	$23,700.00

Description of Expenditure

Replacement vehicle

Justification Information

Annual replacement schedule to maximize trade in value and limit repair costs.

MUNIS Financial Information

Funding Source	$23,700.00	General Levy Borrowing	2021
	$23,700.00		
Expenditure	$23,700.00	GENERAL VEHICLE 38	2021
	$23,700.00		

How will this improve our service level and efficiency

Maximize trade in value and limit repair costs/time.

CIP-Expenditure

City Expenditure ID	339				
Expenditure Name	**GENERAL VEHICLE 14**			**City Project ID**	0
Expenditure Type	FLEET	**Expenditure Status**	ACTIVE		
Category	Other	**Priority**	1		

Department Details

Department	Police	**Department Head**	CHIEF SMITH	**Project Contact**	RICK JURKANIS

Budget Information

Add/Replace	Replace	**Replacing Asset**	14	**Mileage**	114000
Useful Life	5	**Condition**	Poor	**Age of Equipment**	4

Financial Information

Total Project Cost	
Initial Cost	25,400.00
Maintenace/Cost of Operation	$900.00
Maintenance Cost Over 5 years	$4,500.00
TOTAL INVESTMENT	$29,900.00
Est Salvage Value of Asset	$1,500.00
EST INITIAL INVESTMENT	$23,900.00

Description of Expenditure

GENERAL VEHICLE

Justification Information

Annual replacement schedule to maximize trade in value and limit repair costs.

MUNIS Financial Information

Funding Source	$23,900.00	General Levy Borrowing	2021
	$23,900.00		
Expenditure	$23,900.00	GENERAL VEHICLE 14	2021
	$23,900.00		

How will this improve our service level and efficiency

Maximize trade in value and limit repair costs/time.

CIP-Expenditure

City Expenditure ID	340				
Expenditure Name	**GENERAL VEHICLE 15**			**City Project ID**	0
Expenditure Type	FLEET	**Expenditure Status**	ACTIVE		
Category	Other	**Priority**	1		

Department Details

Department	Police	**Department Head**	CHIEF SMITH	**Project Contact**	RICK JURKANIS

Budget Information

Add/Replace	Replace	**Replacing Asset**	15	**Mileage**	95000
Useful Life	5	**Condition**	Fair	**Age of Equipment**	4

Financial Information

Total Project Cost	
Initial Cost	25,400.00
Maintenace/Cost of Operation	$600.00
Maintenance Cost Over 5 years	$3,000.00
TOTAL INVESTMENT	$28,400.00
Est Salvage Value of Asset	$1,500.00
EST INITIAL INVESTMENT	$23,900.00

Description of Expenditure

GENERAL VEHICLE

Justification Information

Annual replacement schedule to maximize trade in value and limit repair costs.

MUNIS Financial Information

Funding Source	$23,900.00	General Levy Borrowing	2021
	$23,900.00		
Expenditure	$23,900.00	GENERAL VEHICLE 15	2021
	$23,900.00		

How will this improve our service level and efficiency

Maximize trade in value and limit repair costs/time.

CIP-Expenditure

City Expenditure ID	341				
Expenditure Name	**GENERAL VEHICLE 17**			**City Project ID**	0
Expenditure Type	FLEET	**Expenditure Status**	ACTIVE		
Category	Other	**Priority**	1		

Department Details

Department	Police	**Department Head**	CHIEF SMITH	**Project Contact**	RICK JURKANIS

Budget Information

Add/Replace	Replace	**Replacing Asset**	17	**Mileage**	93000
Useful Life	5	**Condition**	Fair	**Age of Equipment**	4

Financial Information

Total Project Cost	
Initial Cost	25,400.00
Maintenace/Cost of Operation	$550.00
Maintenance Cost Over 5 years	$2,750.00
TOTAL INVESTMENT	$28,150.00
Est Salvage Value of Asset	$1,500.00
EST INITIAL INVESTMENT	$23,900.00

Description of Expenditure

GENERAL VEHICLE

Justification Information

Annual replacement schedule to maximize trade in value and limit repair costs.

MUNIS Financial Information

Funding Source	$23,900.00	General Levy Borrowing	2021
	$23,900.00		
Expenditure	$23,900.00	GENERAL VEHICLE 17	2021
	$23,900.00		

How will this improve our service level and efficiency

Maximize trade in value and limit repair costs/time.

CIP-Expenditure

City Expenditure ID	342				
Expenditure Name	**GENERAL VEHICLE 19**			**City Project ID**	0
Expenditure Type	FLEET	**Expenditure Status**	ACTIVE		
Category	Other	**Priority**	1		

Department Details

Department	Police	**Department Head**	CHIEF SMITH	**Project Contact**	RICK JURKANIS

Budget Information

Add/Replace	Replace	**Replacing Asset**	19	**Mileage**	95000
Useful Life	5	**Condition**	Poor	**Age of Equipment**	4

Financial Information

Total Project Cost	
Initial Cost	25,400.00
Maintenace/Cost of Operation	$950.00
Maintenance Cost Over 5 years	$4,750.00
TOTAL INVESTMENT	$30,150.00
Est Salvage Value of Asset	$1,500.00
EST INITIAL INVESTMENT	$23,900.00

Description of Expenditure

GENERAL VEHICLE

Justification Information

Annual replacement schedule to maximize trade in value and limit repair costs.

MUNIS Financial Information

Funding Source	$23,900.00	General Levy Borrowing	2021
	$23,900.00		
Expenditure	$23,900.00	GENERAL VEHICLE 19	2021
	$23,900.00		

How will this improve our service level and efficiency

Maximize trade in value and limit repair costs/time.

CIP-Expenditure

City Expenditure ID	343				
Expenditure Name	**GENERAL VEHICLE 37**			**City Project ID**	0
Expenditure Type	FLEET	**Expenditure Status**	ACTIVE		
Category	Other	**Priority**	1		

Department Details

Department	Police	**Department Head**	CHIEF SMITH	**Project Contact**	RICK JURKANIS

Budget Information

Add/Replace	Replace	**Replacing Asset**	37	**Mileage**	116000
Useful Life	5	**Condition**	Poor	**Age of Equipment**	4

Financial Information

Total Project Cost	
Initial Cost	25,400.00
Maintenace/Cost of Operation	$800.00
Maintenance Cost Over 5 years	$4,000.00
TOTAL INVESTMENT	$29,400.00
Est Salvage Value of Asset	$1,500.00
EST INITIAL INVESTMENT	$23,900.00

Description of Expenditure

GENERAL VEHICLE

Justification Information

Annual replacement schedule to maximize trade in value and limit repair costs.

MUNIS Financial Information

Funding Source	$23,900.00	General Levy Borrowing	2021
	$23,900.00		
Expenditure	$23,900.00	GENERAL VEHICLE 37	2021
	$23,900.00		

How will this improve our service level and efficiency

Maximize trade in value and limit repair costs/time.

CIP-Expenditure

City Expenditure ID	344				
Expenditure Name	**GENERAL VEHICLE 11**			**City Project ID**	0
Expenditure Type	FLEET	**Expenditure Status**	ACTIVE		
Category	Other	**Priority**	1		

Department Details

Department	Police	**Department Head**	CHIEF SMITH	**Project Contact**	RICK JURKANIS

Budget Information

Add/Replace	Replace	**Replacing Asset**	11	**Mileage**	93000
Useful Life	5	**Condition**	Fair	**Age of Equipment**	4

Financial Information

Total Project Cost	
Initial Cost	25,600.00
Maintenace/Cost of Operation	$600.00
Maintenance Cost Over 5 years	$3,000.00
TOTAL INVESTMENT	$28,600.00
Est Salvage Value of Asset	$1,500.00
EST INITIAL INVESTMENT	$24,100.00

Description of Expenditure

GENERAL VEHICLE

Justification Information

Annual replacement schedule to maximize trade in value and limit repair costs.

MUNIS Financial Information

Funding Source	$24,100.00	General Levy Borrowing	2022
	$24,100.00		
Expenditure	$24,100.00	GENERAL VEHICLE 11	2022
	$24,100.00		

How will this improve our service level and efficiency

Maximize trade in value and limit repair costs/time.

CIP-Expenditure

City Expenditure ID	345				
Expenditure Name	**GENERAL VEHICLE 20**			**City Project ID**	0
Expenditure Type	FLEET	**Expenditure Status**	ACTIVE		
Category	Other	**Priority**	1		

Department Details

Department	Police	**Department Head**	CHIEF SMITH	**Project Contact**	RICK JURKANIS

Budget Information

Add/Replace	Replace	**Replacing Asset**	20	**Mileage**	72000
Useful Life	5	**Condition**	Fair	**Age of Equipment**	4

Financial Information

Total Project Cost	
Initial Cost	25,600.00
Maintenace/Cost of Operation	$600.00
Maintenance Cost Over 5 years	$3,000.00
TOTAL INVESTMENT	$28,600.00
Est Salvage Value of Asset	$1,500.00
EST INITIAL INVESTMENT	$24,100.00

Description of Expenditure

GENERAL VEHICLE

Justification Information

Annual replacement schedule to maximize trade in value and limit repair costs.

MUNIS Financial Information

Funding Source	$24,100.00	General Levy Borrowing	2022
	$24,100.00		
Expenditure	$24,100.00	GENERAL VEHICLE 20	2022
	$24,100.00		

How will this improve our service level and efficiency

Maximize trade in value and limit repair costs/time.

CIP-Expenditure

City Expenditure ID	346				
Expenditure Name	**GENERAL VEHICLE 21**			**City Project ID**	0
Expenditure Type	FLEET	**Expenditure Status**	ACTIVE		
Category	Other	**Priority**	1		

Department Details

Department	Police	**Department Head**	CHIEF SMITH	**Project Contact**	RICK JURKANIS

Budget Information

Add/Replace	Replace	**Replacing Asset**	21	**Mileage**	63000
Useful Life	5	**Condition**	Fair	**Age of Equipment**	4

Financial Information

Total Project Cost	
Initial Cost	25,600.00
Maintenace/Cost of Operation	$550.00
Maintenance Cost Over 5 years	$2,750.00
TOTAL INVESTMENT	$28,350.00
Est Salvage Value of Asset	$1,500.00
EST INITIAL INVESTMENT	$24,100.00

Description of Expenditure

GENERAL VEHICLE

Justification Information

Annual replacement schedule to maximize trade in value and limit repair costs.

MUNIS Financial Information

Funding Source	$24,100.00	General Levy Borrowing	2022
	$24,100.00		
Expenditure	$24,100.00	GENERAL VEHICLE 21	2022
	$24,100.00		

How will this improve our service level and efficiency

Maximize trade in value and limit repair costs/time.

CIP-Expenditure

City Expenditure ID	347				
Expenditure Name	**GENERAL VEHICLE 23**			**City Project ID**	0
Expenditure Type	FLEET	**Expenditure Status**	ACTIVE		
Category	Other	**Priority**	1		

Department Details

Department	Police	**Department Head**	CHIEF SMITH	**Project Contact**	RICK JURKANIS

Budget Information

Add/Replace	Replace	**Replacing Asset**	23	**Mileage**	72000
Useful Life	5	**Condition**	Fair	**Age of Equipment**	4

Financial Information

Total Project Cost	
Initial Cost	25,600.00
Maintenace/Cost of Operation	$500.00
Maintenance Cost Over 5 years	$2,500.00
TOTAL INVESTMENT	$28,100.00
Est Salvage Value of Asset	$1,500.00
EST INITIAL INVESTMENT	$24,100.00

Description of Expenditure

GENERAL VEHICLE

Justification Information

Annual replacement schedule to maximize trade in value and limit repair costs.

MUNIS Financial Information

Funding Source	$24,100.00	General Levy Borrowing	2022
	$24,100.00		
Expenditure	$24,100.00	GENERAL VEHICLE 23	2022
	$24,100.00		

How will this improve our service level and efficiency

Maximize trade in value and limit repair costs/time.

CIP-Expenditure

City Expenditure ID	348				
Expenditure Name	**GENERAL VEHICLE 27**			**City Project ID**	0
Expenditure Type	FLEET	**Expenditure Status**	ACTIVE		
Category	Other	**Priority**	1		

Department Details

Department	Police	**Department Head**	CHIEF SMITH	**Project Contact**	RICK JURKANIS

Budget Information

Add/Replace	Replace	**Replacing Asset**	27	**Mileage**	84000
Useful Life	5	**Condition**	Fair	**Age of Equipment**	4

Financial Information

Total Project Cost	
Initial Cost	25,600.00
Maintenace/Cost of Operation	$600.00
Maintenance Cost Over 5 years	$3,000.00
TOTAL INVESTMENT	$28,600.00
Est Salvage Value of Asset	$1,500.00
EST INITIAL INVESTMENT	$24,100.00

Description of Expenditure

GENERAL VEHICLE

Justification Information

Annual replacement schedule to maximize trade in value and limit repair costs.

MUNIS Financial Information

Funding Source	$24,100.00	General Levy Borrowing	2022
	$24,100.00		
Expenditure	$24,100.00	GENERAL VEHICLE 27	2022
	$24,100.00		

How will this improve our service level and efficiency

Maximize trade in value and limit repair costs/time.

CIP-Expenditure

City Expenditure ID	349				
Expenditure Name	**GENERAL VEHICLE 6**			**City Project ID**	0
Expenditure Type	FLEET	**Expenditure Status**	ACTIVE		
Category	Other	**Priority**	1		

Department Details

Department	Police	**Department Head**	CHIEF SMITH	**Project Contact**	RICK JURKANIS

Budget Information

Add/Replace	Replace	**Replacing Asset**	6	**Mileage**	54000
Useful Life	5	**Condition**	Fair	**Age of Equipment**	4

Financial Information

Total Project Cost	
Initial Cost	25,800.00
Maintenace/Cost of Operation	$600.00
Maintenance Cost Over 5 years	$3,000.00
TOTAL INVESTMENT	$28,800.00
Est Salvage Value of Asset	$1,500.00
EST INITIAL INVESTMENT	$24,300.00

Description of Expenditure

GENERAL VEHICLE

Justification Information

Annual replacement schedule to maximize trade in value and limit repair costs.

MUNIS Financial Information

Funding Source	$24,300.00	General Levy Borrowing	2023
	$24,300.00		
Expenditure	$24,300.00	GENERAL VEHICLE 6	2023
	$24,300.00		

How will this improve our service level and efficiency

Maximize trade in value and limit repair costs/time.

CIP-Expenditure

City Expenditure ID	350				
Expenditure Name	**GENERAL VEHICLE 9**			**City Project ID**	0
Expenditure Type	FLEET	**Expenditure Status**	ACTIVE		
Category	Other	**Priority**	1		

Department Details

Department	Police	**Department Head**	CHIEF SMITH	**Project Contact**	RICK JURKANIS

Budget Information

Add/Replace	Replace	**Replacing Asset**	9	**Mileage**	66000
Useful Life	5	**Condition**	Fair	**Age of Equipment**	4

Financial Information

Total Project Cost	
Initial Cost	25,800.00
Maintenace/Cost of Operation	$600.00
Maintenance Cost Over 5 years	$3,000.00
TOTAL INVESTMENT	$28,800.00
Est Salvage Value of Asset	$1,500.00
EST INITIAL INVESTMENT	$24,300.00

Description of Expenditure

GENERAL VEHICLE

Justification Information

Annual replacement schedule to maximize trade in value and limit repair costs.

MUNIS Financial Information

Funding Source	$24,300.00	General Levy Borrowing	2023
	$24,300.00		
Expenditure	$24,300.00	GENERAL VEHICLE 9	2023
	$24,300.00		

How will this improve our service level and efficiency

Maximize trade in value and limit repair costs/time.

CIP-Expenditure

City Expenditure ID	351				
Expenditure Name	**GENERAL VEHICLE 12**			**City Project ID**	0
Expenditure Type	FLEET	**Expenditure Status**	ACTIVE		
Category	Other	**Priority**	1		

Department Details

Department	Police	**Department Head**	CHIEF SMITH	**Project Contact**	RICK JURKANIS

Budget Information

Add/Replace	Replace	**Replacing Asset**	12	**Mileage**	63000
Useful Life	5	**Condition**	Fair	**Age of Equipment**	4

Financial Information

Total Project Cost	
Initial Cost	25,800.00
Maintenace/Cost of Operation	$400.00
Maintenance Cost Over 5 years	$2,000.00
TOTAL INVESTMENT	$27,800.00
Est Salvage Value of Asset	$1,500.00
EST INITIAL INVESTMENT	$24,300.00

Description of Expenditure

GENERAL VEHICLE

Justification Information

Annual replacement schedule to maximize trade in value and limit repair costs.

MUNIS Financial Information

Funding Source	$24,300.00	General Levy Borrowing	2023
	$24,300.00		
Expenditure	$24,300.00	GENERAL VEHICLE 12	2023
	$24,300.00		

How will this improve our service level and efficiency

Maximize trade in value and limit repair costs/time.

CIP-Expenditure

City Expenditure ID	352				
Expenditure Name	**GENERAL VEHICLE 13**			**City Project ID**	0
Expenditure Type	FLEET	**Expenditure Status**	ACTIVE		
Category	Other	**Priority**	1		

Department Details

Department	Police	**Department Head**	CHIEF SMITH	**Project Contact**	RICK JURKANIS

Budget Information

Add/Replace	Replace	**Replacing Asset**	13	**Mileage**	73000
Useful Life	5	**Condition**	Fair	**Age of Equipment**	4

Financial Information

Total Project Cost	
Initial Cost	25,800.00
Maintenace/Cost of Operation	$650.00
Maintenance Cost Over 5 years	$3,250.00
TOTAL INVESTMENT	$29,050.00
Est Salvage Value of Asset	$1,500.00
EST INITIAL INVESTMENT	$24,300.00

Description of Expenditure

GENERAL VEHICLE

Justification Information

Annual replacement schedule to maximize trade in value and limit repair costs.

MUNIS Financial Information

Funding Source	$24,300.00	General Levy Borrowing	2023
	$24,300.00		
Expenditure	$24,300.00	GENERAL VEHICLE 13	2023
	$24,300.00		

How will this improve our service level and efficiency

Maximize trade in value and limit repair costs/time.

CIP-Expenditure

City Expenditure ID	353				
Expenditure Name	**GENERAL VEHICLE 24**			**City Project ID**	0
Expenditure Type	FLEET	**Expenditure Status**	ACTIVE		
Category	Other	**Priority**	1		

Department Details

Department	Police	**Department Head**	CHIEF SMITH	**Project Contact**	RICK JURKANIS

Budget Information

Add/Replace	Replace	**Replacing Asset**	24	**Mileage**	66000
Useful Life	5	**Condition**	Fair	**Age of Equipment**	4

Financial Information

Total Project Cost	
Initial Cost	25,800.00
Maintenace/Cost of Operation	$600.00
Maintenance Cost Over 5 years	$3,000.00
TOTAL INVESTMENT	$28,800.00
Est Salvage Value of Asset	$1,500.00
EST INITIAL INVESTMENT	$24,300.00

Description of Expenditure

GENERAL VEHICLE

Justification Information

Annual replacement schedule to maximize trade in value and limit repair costs.

MUNIS Financial Information

Funding Source	$24,300.00	General Levy Borrowing	2023
	$24,300.00		
Expenditure	$24,300.00	GENERAL VEHICLE 24	2023
	$24,300.00		

How will this improve our service level and efficiency

Maximize trade in value and limit repair costs/time.

CIP-Expenditure

City Expenditure ID	354				
Expenditure Name	**GENERAL VEHICLE 28**			**City Project ID**	0
Expenditure Type	FLEET	**Expenditure Status**	ACTIVE		
Category	Other	**Priority**	1		

Department Details

Department	Police	**Department Head**	CHIEF SMITH	**Project Contact**	RICK JURKANIS

Budget Information

Add/Replace	Replace	**Replacing Asset**	28	**Mileage**	61000
Useful Life	5	**Condition**	Fair	**Age of Equipment**	4

Financial Information

Total Project Cost	
Initial Cost	26,000.00
Maintenace/Cost of Operation	$600.00
Maintenance Cost Over 5 years	$3,000.00
TOTAL INVESTMENT	$29,000.00
Est Salvage Value of Asset	$1,500.00
EST INITIAL INVESTMENT	$24,500.00

Description of Expenditure

GENERAL VEHICLE

Justification Information

Annual replacement schedule to maximize trade in value and limit repair costs.

MUNIS Financial Information

Funding Source	$24,500.00	General Levy Borrowing	2024
	$24,500.00		
Expenditure	$24,500.00	GENERAL VEHICLE 28	2024
	$24,500.00		

How will this improve our service level and efficiency

Maximize trade in value and limit repair costs/time.

CIP-Expenditure

City Expenditure ID	355				
Expenditure Name	**GENERAL VEHICLE 29**			**City Project ID**	0
Expenditure Type	FLEET	**Expenditure Status**	ACTIVE		
Category	Other	**Priority**	1		

Department Details

Department	Police	**Department Head**	CHIEF SMITH	**Project Contact**	RICK JURKANIS

Budget Information

Add/Replace	Replace	**Replacing Asset**	29	**Mileage**	55000
Useful Life	5	**Condition**	Fair	**Age of Equipment**	4

Financial Information

Total Project Cost	
Initial Cost	26,000.00
Maintenace/Cost of Operation	$450.00
Maintenance Cost Over 5 years	$2,250.00
TOTAL INVESTMENT	$28,250.00
Est Salvage Value of Asset	$1,500.00
EST INITIAL INVESTMENT	$24,500.00

Description of Expenditure

GENERAL VEHICLE

Justification Information

Annual replacement schedule to maximize trade in value and limit repair costs.

MUNIS Financial Information

Funding Source	$24,500.00	General Levy Borrowing	2024
	$24,500.00		
Expenditure	$24,500.00	GENERAL VEHICLE 29	2024
	$24,500.00		

How will this improve our service level and efficiency

Maximize trade in value and limit repair costs/time.

CIP-Expenditure

City Expenditure ID	356				
Expenditure Name	**GENERAL VEHICLE 30**			**City Project ID**	0
Expenditure Type	FLEET	**Expenditure Status**	ACTIVE		
Category	Other	**Priority**	1		

Department Details

Department	Police	**Department Head**	CHIEF SMITH	**Project Contact**	RICK JURKANIS

Budget Information

Add/Replace	Replace	**Replacing Asset**	30	**Mileage**	86000
Useful Life	5	**Condition**	Fair	**Age of Equipment**	4

Financial Information

Total Project Cost	
Initial Cost	26,000.00
Maintenace/Cost of Operation	$500.00
Maintenance Cost Over 5 years	$2,500.00
TOTAL INVESTMENT	$28,500.00
Est Salvage Value of Asset	$1,500.00
EST INITIAL INVESTMENT	$24,500.00

Description of Expenditure

GENERAL VEHICLE

Justification Information

Annual replacement schedule to maximize trade in value and limit repair costs.

MUNIS Financial Information

Funding Source	$24,500.00	General Levy Borrowing	2024
	$24,500.00		
Expenditure	$24,500.00	GENERAL VEHICLE 30	2024
	$24,500.00		

How will this improve our service level and efficiency

Maximize trade in value and limit repair costs/time.

CIP-Expenditure

City Expenditure ID	357				
Expenditure Name	**GENERAL VEHICLE 33**			**City Project ID**	0
Expenditure Type	FLEET	**Expenditure Status**	ACTIVE		
Category	Other	**Priority**	1		

Department Details

Department	Police	**Department Head**	CHIEF SMITH	**Project Contact**	RICK JURKANIS

Budget Information

Add/Replace	Replace	**Replacing Asset**	33	**Mileage**	66000
Useful Life	5	**Condition**	Fair	**Age of Equipment**	4

Financial Information

Total Project Cost	
Initial Cost	26,000.00
Maintenace/Cost of Operation	$600.00
Maintenance Cost Over 5 years	$3,000.00
TOTAL INVESTMENT	$29,000.00
Est Salvage Value of Asset	$1,500.00
EST INITIAL INVESTMENT	$24,500.00

Description of Expenditure

GENERAL VEHICLE

Justification Information

Annual replacement schedule to maximize trade in value and limit repair costs.

MUNIS Financial Information

Funding Source	$24,500.00	General Levy Borrowing	2024
	$24,500.00		
Expenditure	$24,500.00	GENERAL VEHICLE 33	2024
	$24,500.00		

How will this improve our service level and efficiency

Maximize trade in value and limit repair costs/time.

CIP-Expenditure

City Expenditure ID	358				
Expenditure Name	**GENERAL VEHICLE 36**			**City Project ID**	0
Expenditure Type	FLEET	**Expenditure Status**	ACTIVE		
Category	Other	**Priority**	1		

Department Details

Department	Police	**Department Head**	CHIEF SMITH	**Project Contact**	RICK JURKANIS

Budget Information

Add/Replace	Replace	**Replacing Asset**	36	**Mileage**	86000
Useful Life	5	**Condition**	Fair	**Age of Equipment**	4

Financial Information

Total Project Cost	
Initial Cost	26,000.00
Maintenace/Cost of Operation	$650.00
Maintenance Cost Over 5 years	$3,250.00
TOTAL INVESTMENT	$29,250.00
Est Salvage Value of Asset	$1,500.00
EST INITIAL INVESTMENT	$24,500.00

Description of Expenditure

GENERAL VEHICLE

Justification Information

Annual replacement schedule to maximize trade in value and limit repair costs.

MUNIS Financial Information

Funding Source	$24,500.00	General Levy Borrowing	2024
	$24,500.00		
Expenditure	$24,500.00	GENERAL VEHICLE 36	2024
	$24,500.00		

How will this improve our service level and efficiency

Maximize trade in value and limit repair costs/time.

CIP-Expenditure

City Expenditure ID	359				
Expenditure Name	**Humane Truck**			**City Project ID**	0
Expenditure Type	FLEET	**Expenditure Status**	ACTIVE		
Category	Other	**Priority**	2		

Department Details

Department	Police	**Department Head**	CHIEF SMITH	**Project Contact**	RICK JURKANIS

Budget Information

Add/Replace	Replace	**Replacing Asset**	100	**Mileage**	2000
Useful Life	10	**Condition**	Excellent	**Age of Equipment**	5

Financial Information

Total Project Cost	
Initial Cost	50,000.00
Maintenace/Cost of Operation	$500.00
Maintenance Cost Over 5 years	$2,500.00
TOTAL INVESTMENT	$52,500.00
Est Salvage Value of Asset	$3,500.00
EST INITIAL INVESTMENT	$46,500.00

Description of Expenditure

Humane Truck

Justification Information

Annual replacement schedule to maximize trade in value and limit repair costs.

MUNIS Financial Information

Funding Source	$46,500.00	General Levy Borrowing	2023
	$46,500.00		
Expenditure	$46,500.00	Humane Truck with Insert	2023
	$46,500.00		

How will this improve our service level and efficiency

Maximize trade in value and limit repair costs/time.

CIP-Expenditure

City Expenditure ID	229				
Expenditure Name	**New Ambulance MED 471**			**City Project ID**	0
Expenditure Type	FLEET	**Expenditure Status**	ACTIVE		
Category	Other	**Priority**	1		

Department Details

Department	Fire Department	**Department Head**	David Litton	**Project Contact**	

Budget Information

Add/Replace	Replace	**Replacing Asset**	MED421	**Mileage**	80000
Useful Life	10	**Condition**	Fair	**Age of Equipment**	4

Financial Information

Total Project Cost	
Initial Cost	343,950.00
Maintenace/Cost of Operation	$2,000.00
Maintenance Cost Over 5 years	$10,000.00
TOTAL INVESTMENT	$353,950.00
Est Salvage Value of Asset	$2,000.00
EST INITIAL INVESTMENT	$341,950.00

Description of Expenditure

New Ambulance

Justification Information

This ambulance will be moved in to reserve status. The standard replacement cycle for an ambulance is 4 years front line, then 5 to 6 years as a reserve ambulance. Reserve ambulances are put in service when a front line ambulance breaks down or requires routine maintenance. After the 10 year life span, the ambulance is often in poor condition, accounting for the low salvage value.

MUNIS Financial Information

Funding Source	$341,950.00	General Levy Borrowing	2023
	$341,950.00		
Expenditure	$341,950.00	Ambulance MED 471	2023
	$341,950.00		

How will this improve our service level and efficiency

The replacement of this asset allows us to maintain our service level for Emergency Medical Services. Maintaining our service level is critical to the safety and security of our citizens and guests. Out of service time for any ambulance could also result in a loss of revenue if EMS incidents are diverted to a mutual aid EMS agency.

CIP-Expenditure

City Expenditure ID	848				
Expenditure Name	**Boat, Marine 1 Fire Boat**			**City Project ID**	0
Expenditure Type	FLEET	**Expenditure Status**	ACTIVE		
Category	Motor	**Priority**	1		

Department Details

Department	Fire Department	**Department Head**	David Litton	**Project Contact**	

Budget Information

Add/Replace	Replace	**Replacing Asset**	Marine 1	**Mileage**	1
Useful Life	10	**Condition**	Fair	**Age of Equipment**	10

Financial Information

Total Project Cost	
Initial Cost	365,000.00
Maintenace/Cost of Operation	$4,000.00
Maintenance Cost Over 5 years	$20,000.00
TOTAL INVESTMENT	$385,000.00
Est Salvage Value of Asset	$10,000.00
EST INITIAL INVESTMENT	$355,000.00

Description of Expenditure

Fire and Rescue Boat, drop bow, fire pump, boom deployment

Justification Information

The fire and rescue boat is used for rescue of persons in the water and on the bay. It is also used for fire suppression for watercraft fires and to support fire operations along the Fox River and Bay of Green Bay. The boat is also used to deploy containment boom for hazardous materials spills along the water. It is critical to protecting the critical infrastructure of the port and for the rescue of recreational boaters.

MUNIS Financial Information

Funding Source	$355,000.00	General Levy Borrowing	2025
	$355,000.00		
Expenditure	$355,000.00	Boat, Marine 1 Fire Boat	2025
	$355,000.00		

How will this improve our service level and efficiency

The replacement of this equipment will reduce maintenance costs. The boat allows us to mitigate incidents on the bay and river more quickly which allows the port to remain open. Without it, the port may be forced to close due to a fire or hazardous materials incident. This could have a significant financial impact on the city and region. The boat allows us to effectively rescue persons in the water who would otherwise have to wait for other agencies who take far longer to deploy resources.

CIP-Expenditure

City Expenditure ID	227				
Expenditure Name	**New Fire Truck OEN481**			**City Project ID**	0
Expenditure Type	FLEET	**Expenditure Status**	ACTIVE		
Category	Other	**Priority**	1		

Department Details

Department	Fire Department	**Department Head**	David Litton	**Project Contact**	

Budget Information

Add/Replace	Replace	**Replacing Asset**	OEN481	**Mileage**	80000
Useful Life	10	**Condition**	Fair	**Age of Equipment**	15

Financial Information

Total Project Cost	
Initial Cost	724,000.00
Maintenace/Cost of Operation	$0.00
Maintenance Cost Over 5 years	$0.00
TOTAL INVESTMENT	$724,000.00
Est Salvage Value of Asset	$0.00
EST INITIAL INVESTMENT	$724,000.00

Description of Expenditure

This vehicle is a standard fire engine with a 500 gallon water tank and a 1500 gallon per minute fire pump. This expenditure will include the vehicle, lights, siren, and other equipment necessary for it's function. Replacing a 2007 PIERCE QUANTUM

Justification Information

The current fire engine will be moved in to reserve status. The standard replacement cycle for a fire engine is 12 years front line, then approximately 5 years as a reserve. Reserve fire engines are put in service when a front line vehicle breaks down or requires routine maintenance. After the 17 year life span, the vehicle is often in poor condition, accounting for the low salvage value.

MUNIS Financial Information

Funding Source	$724,000.00	General Levy Borrowing	2022
	$724,000.00		
Expenditure	$724,000.00	Fire Engine 481	2022
	$724,000.00		

How will this improve our service level and efficiency

The replacement of this asset allows us to maintain our service level for Firefighting and Emergency Medical Services. Maintaining our service level is critical to the safety and security of our citizens and guests. This vehicle carries specialized equipment needed at incident scenes in order to ensure rapid mitigation of emergency situations.

CIP-Expenditure

City Expenditure ID	228				
Expenditure Name	**New Fire Truck OEN441**			**City Project ID**	0
Expenditure Type	FLEET	**Expenditure Status**	ACTIVE		
Category	Other	**Priority**	1		

Department Details

Department	Fire Department	**Department Head**	David Litton	**Project Contact**	

Budget Information

Add/Replace	Replace	**Replacing Asset**	OEN441	**Mileage**	80000
Useful Life	20	**Condition**	Fair	**Age of Equipment**	14

Financial Information

Total Project Cost	
Initial Cost	753,700.00
Maintenace/Cost of Operation	$4,000.00
Maintenance Cost Over 5 years	$20,000.00
TOTAL INVESTMENT	$773,700.00
Est Salvage Value of Asset	$5,000.00
EST INITIAL INVESTMENT	$748,700.00

Description of Expenditure

This vehicle is a standard fire engine with a 500 gallon water tank and a 1500 gallon per minute fire pump. This expenditure will include the vehicle, lights, siren, and other equipment necessary for it's function. Replacing a 2009 METRO STAR CUSTOM FIRE/SPARTAN

Justification Information

The current fire engine will be moved in to reserve status. The standard replacement cycle for a fire engine is 12 years front line, then approximately 5 years as a reserve. Reserve fire engines are put in service when a front line vehicle breaks down or requires routine maintenance. After the 17 year life span, the vehicle is often in poor condition, accounting for the low salvage value.

MUNIS Financial Information

Funding Source	$748,700.00	General Levy Borrowing	2023
	$748,700.00		
Expenditure	$748,700.00	New Fire Truck	2023
	$748,700.00		

How will this improve our service level and efficiency

The replacement of this asset allows us to maintain our service level for Firefighting and Emergency Medical Services. Maintaining our service level is critical to the safety and security of our citizens and guests. This vehicle carries specialized equipment needed at incident scenes in order to ensure rapid mitigation of emergency situations.

CIP-Expenditure

City Expenditure ID	230				
Expenditure Name	**New Fire Safety Tow UT412**			**City Project ID**	0
Expenditure Type	FLEET	**Expenditure Status**	ACTIVE		
Category	Other	**Priority**	1		

Department Details

Department	Fire Department	**Department Head**	David Litton	**Project Contact**	

Budget Information

Add/Replace	Replace	**Replacing Asset**	UT412	**Mileage**	100000
Useful Life	10	**Condition**	Poor	**Age of Equipment**	20

Financial Information

Total Project Cost	
Initial Cost	76,100.00
Maintenace/Cost of Operation	$500.00
Maintenance Cost Over 5 years	$2,500.00
TOTAL INVESTMENT	$78,600.00
Est Salvage Value of Asset	$5,000.00
EST INITIAL INVESTMENT	$71,100.00

Description of Expenditure

Tow vehicle for smoke house used for public education events.

Justification Information

This vehicle needs to be a half ton or 3/4 ton truck in order to tow the trailer. Without the tow vehicle the trailer can not be moved to events. The current vehicle is a handed down response vehicle that is 20 years old.

MUNIS Financial Information

Funding Source	$71,100.00	General Levy Borrowing	2024
	$71,100.00		
Expenditure	$71,100.00	New Fire Safety Tow	2024
	$71,100.00		

How will this improve our service level and efficiency

PROVIDE MOBILE FIRE SAFETY EDUCATION TO ADULTS AND CHILDREN

CIP-Expenditure

City Expenditure ID	226				
Expenditure Name	**Replacement Ambulance 481**			**City Project ID**	0
Expenditure Type	FLEET	**Expenditure Status**	ACTIVE		
Category	Other	**Priority**	1		

Department Details

Department	Fire Department	**Department Head**	David Litton	**Project Contact**	

Budget Information

Add/Replace	Replace	**Replacing Asset**	MED481	**Mileage**	40111
Useful Life	10	**Condition**	Fair	**Age of Equipment**	4

Financial Information

Total Project Cost	
Initial Cost	294,000.00
Maintenace/Cost of Operation	$2,000.00
Maintenance Cost Over 5 years	$10,000.00
TOTAL INVESTMENT	$304,000.00
Est Salvage Value of Asset	$2,000.00
EST INITIAL INVESTMENT	$292,000.00

Description of Expenditure

Ambulance, Lifeline

Justification Information

This ambulance will be moved in to reserve status. The standard replacement cycle for an ambulance is 4 years front line, then 5 to 6 years as a reserve ambulance. Reserve ambulances are put in service when a front line ambulance breaks down or requires routine maintenance. After the 10 year life span, the ambulance is often in poor condition, accounting for the low salvage value.

MUNIS Financial Information

Funding Source	$292,000.00	General Levy Borrowing	2021
	$292,000.00		
Expenditure	$292,000.00	Replacement Ambulance 481	2021
	$292,000.00		

How will this improve our service level and efficiency

The replacement of this asset allows us to maintain our service level for Emergency Medical Services. Maintaining our service level is critical to the safety and security of our citizens and guests. Out of service time for any ambulance could also result in a loss of revenue if EMS incidents are diverted to a mutual aid EMS agency.

CIP-Expenditure

City Expenditure ID	231				
Expenditure Name	**New Ladder Truck OLA421**			**City Project ID**	0
Expenditure Type	FLEET	**Expenditure Status**	ACTIVE		
Category	Other	**Priority**	1		

Department Details

Department	Fire Department	**Department Head**	David Litton	**Project Contact**	

Budget Information

Add/Replace	Replace	**Replacing Asset**	OLA421	**Mileage**	75000
Useful Life	15	**Condition**	Fair	**Age of Equipment**	14

Financial Information

Total Project Cost	
Initial Cost	1,403,000.00
Maintenace/Cost of Operation	$4,000.00
Maintenance Cost Over 5 years	$20,000.00
TOTAL INVESTMENT	$1,423,000.00
Est Salvage Value of Asset	$5,000.00
EST INITIAL INVESTMENT	$1,398,000.00

Description of Expenditure

Fire Truck, Ladder

Justification Information

This replaces the existing ladder truck, which has reached it's useful life as a frontline apparatus. The current ladder truck will be moved in to reserve status. The standard replacement cycle for a ladder truck is 16 years front line, then approximately 5 to 7 years as a reserve. Reserve fire ladder trucks are put in service when a front line vehicle breaks down or requires routine maintenance. After the 23 year life span, the vehicle is often in poor condition and outdated technology, accounting for the low salvage value.

MUNIS Financial Information

Funding Source	$1,398,000.00	General Levy Borrowing	2024
	$1,398,000.00		
Expenditure	$1,398,000.00	New Ladder Truck	2024
	$1,398,000.00		

How will this improve our service level and efficiency

These vehicles can be very expensive to maintain. Replacement of them at the 16 year mark is most likely beyond reasonable from a maintenance perspective, but the high cost of the vehicle is prohibitive. These vehicles are critical to operations on fire scenes, specifically for rescues, ventilation, and elevated waterway operations. There are very few of these vehicles in the county or the region and replacement is essential.

CIP-Expenditure

City Expenditure ID	232				
Expenditure Name	**MSU10**			**City Project ID**	0
Expenditure Type	FLEET	**Expenditure Status**	ACTIVE		
Category	Other	**Priority**	1		

Department Details

Department	Fire Department	**Department Head**	David Litton	**Project Contact**	

Budget Information

Add/Replace	Replace	**Replacing Asset**	OMSU10	**Mileage**	80000
Useful Life	10	**Condition**	Fair	**Age of Equipment**	25

Financial Information

Total Project Cost	
Initial Cost	70,000.00
Maintenace/Cost of Operation	$100.00
Maintenance Cost Over 5 years	$500.00
TOTAL INVESTMENT	$70,500.00
Est Salvage Value of Asset	$5,000.00
EST INITIAL INVESTMENT	$65,000.00

Description of Expenditure

New fire department field maintenance vehicle.

Justification Information

PICKUP TRUCK USED FOR GOING OUT IN TO THE FIELD TO DO MAINTENANCE ON FIRE APPARATUS ON INCIDENT SCENES OR IN STATIONS. ALSO USED FOR SALTING & PLOWING

MUNIS Financial Information

Funding Source	$65,000.00	General Levy Borrowing	2024
	$65,000.00		
Expenditure	$65,000.00	MSU10	2024
	$65,000.00		

How will this improve our service level and efficiency

THIS VEHICLE ALLOWS US TO SERVICE VEHICLES THAT BREAK DOWN IN THE FIELD RATHER THAN CALL FOR TOW TRUCKS AND SERVICE VENDORS. IT ALSO ALLOW US TO SALT & PLOW ALL OUR OWN FACILITIES INSTEAD OF CONTRACTING IT OUT.

CIP-Expenditure

City Expenditure ID	211				
Expenditure Name	**New Staff Vehicle OCH401**			**City Project ID**	0
Expenditure Type	FLEET	**Expenditure Status**	ACTIVE		
Category	Other	**Priority**	1		

Department Details

Department	Fire Department	**Department Head**	David Litton	**Project Contact**	

Budget Information

Add/Replace	Replace	**Replacing Asset**	OCH401	**Mileage**	50000
Useful Life	15	**Condition**	Good	**Age of Equipment**	8

Financial Information

Total Project Cost	
Initial Cost	50,700.00
Maintenace/Cost of Operation	$500.00
Maintenance Cost Over 5 years	$2,500.00
TOTAL INVESTMENT	$53,200.00
Est Salvage Value of Asset	$1,000.00
EST INITIAL INVESTMENT	$49,700.00

Description of Expenditure

Response vehicle for Fire Chief and associated equipment.

Justification Information

Replacing aged equipment. The existing vehicle will be moved to other staff. The vehicle currently being used by other staff will go to auction.

MUNIS Financial Information

Funding Source	$49,700.00	General Levy Borrowing	2023
	$49,700.00		
Expenditure	$49,700.00	New Staff Vehicle	2023
	$49,700.00		

How will this improve our service level and efficiency

Replacement of vehicles on a rotating basis decreases maintenance costs.

CIP-Expenditure

City Expenditure ID	212				
Expenditure Name	**New Staff Vehicle OCH402**			**City Project ID**	0
Expenditure Type	FLEET	**Expenditure Status**	ACTIVE		
Category	Other	**Priority**	1		

Department Details

Department	Fire Department	**Department Head**	David Litton	**Project Contact**	

Budget Information

Add/Replace	Replace	**Replacing Asset**	OCH402	**Mileage**	50000
Useful Life	15	**Condition**	Good	**Age of Equipment**	8

Financial Information

Total Project Cost	
Initial Cost	50,700.00
Maintenace/Cost of Operation	$500.00
Maintenance Cost Over 5 years	$2,500.00
TOTAL INVESTMENT	$53,200.00
Est Salvage Value of Asset	$1,000.00
EST INITIAL INVESTMENT	$49,700.00

Description of Expenditure

Response vehicle for Assistant Fire Chief and associated equipment

Justification Information

Replacing aged equipment. The existing vehicle will be moved to other staff. The vehicle currently being used by other staff will go to auction.

MUNIS Financial Information

Funding Source	$49,700.00	General Levy Borrowing	2023
	$49,700.00		
Expenditure	$49,700.00	New Staff Vehicle	2023
	$49,700.00		

How will this improve our service level and efficiency

Replacement of vehicles on a rotating basis decreases maintenance costs.

CIP-Expenditure

City Expenditure ID	213				
Expenditure Name	**New Staff Vehicle OCH403**			**City Project ID**	0
Expenditure Type	FLEET	**Expenditure Status**	ACTIVE		
Category	Other	**Priority**	1		

Department Details

Department	Fire Department	**Department Head**	David Litton	**Project Contact**	

Budget Information

Add/Replace	Replace	**Replacing Asset**	OCH403	**Mileage**	50000
Useful Life	15	**Condition**	Good	**Age of Equipment**	8

Financial Information

Total Project Cost	
Initial Cost	50,700.00
Maintenace/Cost of Operation	$500.00
Maintenance Cost Over 5 years	$2,500.00
TOTAL INVESTMENT	$53,200.00
Est Salvage Value of Asset	$1,000.00
EST INITIAL INVESTMENT	$49,700.00

Description of Expenditure

Response vehicle for Assistant Fire Chief and associated equipment.

Justification Information

Replacing aged equipment. The existing vehicle will be moved to other staff. The vehicle currently being used by other staff will go to auction.

MUNIS Financial Information

Funding Source	$49,700.00	General Levy Borrowing	2023
	$49,700.00		
Expenditure	$49,700.00	New Staff Vehicle	2023
	$49,700.00		

How will this improve our service level and efficiency

Replacement of vehicles on a rotating basis decreases maintenance costs.

CIP-Expenditure

City Expenditure ID	217				
Expenditure Name	**New Ambulance 491**			**City Project ID**	0
Expenditure Type	FLEET	**Expenditure Status**	ACTIVE		
Category	Other	**Priority**	1		

Department Details

Department	Fire Department	**Department Head**	David Litton	**Project Contact**	

Budget Information

Add/Replace		**Replacing Asset**	MED421	**Mileage**	0
Useful Life	0	**Condition**		**Age of Equipment**	0

Financial Information

Total Project Cost	
Initial Cost	344,950.00
Maintenace/Cost of Operation	$2,000.00
Maintenance Cost Over 5 years	$10,000.00
TOTAL INVESTMENT	$354,950.00
Est Salvage Value of Asset	$2,000.00
EST INITIAL INVESTMENT	$342,950.00

Description of Expenditure

New Ambulance 491 and associated equipment.

Justification Information

This is adds a seventh frontline ambulance to the fleet. The ambulance will be placed at GBMFD Station 9, at 3100 Eaton Road. The metrics outlined to justify the addition of this ambulance are outlined in the contract with the Village of Bellevue. Those metrics have been met. As part of the contract, the City of Green Bay will purchase the ambulance and the Village will reimburse the city for the costs of staffing it. It will serve all parts of the GBMFD response areas.

MUNIS Financial Information

Funding Source	$342,950.00	General Levy Borrowing	2024
	$342,950.00		
Expenditure	$342,950.00	Replacement Ambulance 421	2024
	$342,950.00		

How will this improve our service level and efficiency

The addition of this asset allows us to meet response time parameters outlined in the service contract and national standards for Emergency Medical Services delivery. Maintaining our service level is critical to the safety and security of our citizens and guests. Reduced availability due to high incident volume for any ambulance results in decreased service and could result in a loss of revenue if EMS incidents are diverted to a mutual aid EMS agency.

CIP-Expenditure

City Expenditure ID	219				
Expenditure Name	**New Fire Engine OEN471**			**City Project ID**	0
Expenditure Type	FLEET	**Expenditure Status**	ACTIVE		
Category	Other	**Priority**	1		

Department Details

Department	Fire Department	**Department Head**	David Litton	**Project Contact**	

Budget Information

Add/Replace	Replace	**Replacing Asset**	OEN471	**Mileage**	100000
Useful Life	15	**Condition**	Fair	**Age of Equipment**	12

Financial Information

Total Project Cost	
Initial Cost	710,000.00
Maintenace/Cost of Operation	$4,000.00
Maintenance Cost Over 5 years	$20,000.00
TOTAL INVESTMENT	$730,000.00
Est Salvage Value of Asset	$5,000.00
EST INITIAL INVESTMENT	$705,000.00

Description of Expenditure

This vehicle is a standard fire engine with a 500 gallon water tank and a 1500 gallon per minute fire pump. This expenditure will include the vehicle, lights, siren, and other equipment necessary for it's function. Replacing a 2009 METRO STAR CUSTOM FIRE/SPARTAN

Justification Information

The current fire engine will be moved in to reserve status. The standard replacement cycle for a fire engine is 12 years front line, then approximately 5 years as a reserve. Reserve fire engines are put in service when a front line vehicle breaks down or requires routine maintenance. After the 17 year life span, the vehicle is often in poor condition, accounting for the low salvage value.

MUNIS Financial Information

Funding Source	$705,000.00	General Levy Borrowing	2021
	$705,000.00		
Expenditure	$705,000.00	New Fire Engine	2021
	$705,000.00		

How will this improve our service level and efficiency

The replacement of this asset allows us to maintain our service level for Firefighting and Emergency Medical Services. Maintaining our service level is critical to the safety and security of our citizens and guests. This vehicle carries specialized equipment needed at incident scenes in order to ensure rapid mitigation of emergency situations.

CIP-Expenditure

City Expenditure ID	220				
Expenditure Name	**New Command Vehicle CMD411**			**City Project ID**	0
Expenditure Type	FLEET	**Expenditure Status**	ACTIVE		
Category	Other	**Priority**	2		

Department Details

Department	Fire Department	**Department Head**	David Litton	**Project Contact**	

Budget Information

Add/Replace	Replace	**Replacing Asset**	CMD411	**Mileage**	30000
Useful Life	15	**Condition**	Good	**Age of Equipment**	14

Financial Information

Total Project Cost	
Initial Cost	608,500.00
Maintenace/Cost of Operation	$1,000.00
Maintenance Cost Over 5 years	$5,000.00
TOTAL INVESTMENT	$613,500.00
Est Salvage Value of Asset	$0.00
EST INITIAL INVESTMENT	$608,500.00

Description of Expenditure

Mobile Command Post for Fire Department

Justification Information

This asset allows for the establishment of a mobile command post at larger or long duration incident scenes. The vehicle serves as an office type environment at an incident scene, including bolstered radio communications, small meeting spaces, computer, camera, remote power, and lighting capabilities. This vehicle may function for days or weeks at an incident scene. It is only a few in the region.

MUNIS Financial Information

Funding Source	$608,500.00	General Levy Borrowing	2025
	$608,500.00		
Expenditure	$608,500.00	New Command Vehicle	2025
	$608,500.00		

How will this improve our service level and efficiency

This vehicle allows us to be self sufficient at larger or long duration incidents without having to contract services for mobile office space, enhanced communication or computer capability and without having to take over a nearby business at a cost to the city.

CIP-Expenditure

City Expenditure ID	221				
Expenditure Name	**Replacement Shop Truck**			**City Project ID**	0
Expenditure Type	FLEET	**Expenditure Status**	ACTIVE		
Category	Motor	**Priority**	1		

Department Details

Department	Fire Department	**Department Head**	David Litton	**Project Contact**	

Budget Information

Add/Replace	Replace	**Replacing Asset**	OPU10	**Mileage**	80000
Useful Life	10	**Condition**	Fair	**Age of Equipment**	5

Financial Information

Total Project Cost	
Initial Cost	50,000.00
Maintenace/Cost of Operation	$250.00
Maintenance Cost Over 5 years	$1,250.00
TOTAL INVESTMENT	$51,250.00
Est Salvage Value of Asset	$5,000.00
EST INITIAL INVESTMENT	$45,000.00

Description of Expenditure

Replacement of FD Shop pick up truck.

Justification Information

It is the primary vehicle used to acquire parts to large to deliver and transport repaired items throughout the city. Current truck is 10 years old and starting to show wear and corrosion.

MUNIS Financial Information

Funding Source	$45,000.00	General Levy Borrowing	2022
	$45,000.00		
Expenditure	$45,000.00	Shop Truck Replacement	2022
	$45,000.00		

How will this improve our service level and efficiency

This vehicle needs to be in a reliable ready status as it is also used as the primary plow vehicle for the east side fire stations and is also used as an alternate pick up truck to tow fire department trailers needed during emergencies. Without the vehicle we would be required to contract for snow removal and delivery of parts and equipment.

CIP-Expenditure

City Expenditure ID	222				
Expenditure Name	**Replacement Ambulance 451**			**City Project ID**	0
Expenditure Type	FLEET	**Expenditure Status**	ACTIVE		
Category	Motor	**Priority**	1		

Department Details

Department	Fire Department	**Department Head**	David Litton	**Project Contact**	

Budget Information

Add/Replace	Replace	**Replacing Asset**	MED451	**Mileage**	37985
Useful Life	10	**Condition**	Fair	**Age of Equipment**	4

Financial Information

Total Project Cost	
Initial Cost	318,000.00
Maintenace/Cost of Operation	$2,000.00
Maintenance Cost Over 5 years	$10,000.00
TOTAL INVESTMENT	$328,000.00
Est Salvage Value of Asset	$2,000.00
EST INITIAL INVESTMENT	$316,000.00

Description of Expenditure

2018 FORD F550 LIFELINE

Justification Information

This ambulance will be moved in to reserve status. The standard replacement cycle for an ambulance is 4 years front line, then 5 to 6 years as a reserve ambulance. Reserve ambulances are put in service when a front line ambulance breaks down or requires routine maintenance. After the 10 year life span, the ambulance is often in poor condition, accounting for the low salvage value.

MUNIS Financial Information

Funding Source	$316,000.00	General Levy Borrowing	2022
	$316,000.00		
Expenditure	$316,000.00	Replacement Ambulance 451	2022
	$316,000.00		

How will this improve our service level and efficiency

The replacement of this asset allows us to maintain our service level for Emergency Medical Services. Maintaining our service level is critical to the safety and security of our citizens and guests. Out of service time for any ambulance could also result in a loss of revenue if EMS incidents are diverted to a mutual aid EMS agency.

CIP-Expenditure

City Expenditure ID	223				
Expenditure Name	**Replacement Ambulance 461**			**City Project ID**	0
Expenditure Type	FLEET	**Expenditure Status**	ACTIVE		
Category	Other	**Priority**	1		

Department Details

Department	Fire Department	**Department Head**	David Litton	**Project Contact**	

Budget Information

Add/Replace	Replace	**Replacing Asset**	MED461	**Mileage**	66761
Useful Life	10	**Condition**	Fair	**Age of Equipment**	5

Financial Information

Total Project Cost	
Initial Cost	272,596.00
Maintenace/Cost of Operation	$2,000.00
Maintenance Cost Over 5 years	$10,000.00
TOTAL INVESTMENT	$282,596.00
Est Salvage Value of Asset	$2,000.00
EST INITIAL INVESTMENT	$270,596.00

Description of Expenditure

Ambulance, Lifeline

Justification Information

This ambulance will be moved in to reserve status. The standard replacement cycle for an ambulance is 4 years front line, then 5 to 6 years as a reserve ambulance. Reserve ambulances are put in service when a front line ambulance breaks down or requires routine maintenance. After the 10 year life span, the ambulance is often in poor condition, accounting for the low salvage value.

MUNIS Financial Information

Funding Source	$270,596.00	General Levy Borrowing	2021
	$270,596.00		
Expenditure	$270,596.00	Replacement Ambulance 461	2021
	$270,596.00		

How will this improve our service level and efficiency

The replacement of this asset allows us to maintain our service level for Emergency Medical Services. Maintaining our service level is critical to the safety and security of our citizens and guests. Out of service time for any ambulance could also result in a loss of revenue if EMS incidents are diverted to a mutual aid EMS agency.

CIP-Expenditure

City Expenditure ID	224				
Expenditure Name	**Replacement Command Vehicle BC431**			**City Project ID**	0
Expenditure Type	FLEET	**Expenditure Status**	ACTIVE		
Category	Other	**Priority**	1		

Department Details

Department	Fire Department	**Department Head**	David Litton	**Project Contact**	

Budget Information

Add/Replace	Replace	**Replacing Asset**	BC431	**Mileage**	75000
Useful Life	10	**Condition**	Fair	**Age of Equipment**	5

Financial Information

Total Project Cost	
Initial Cost	92,750.00
Maintenace/Cost of Operation	$1,000.00
Maintenance Cost Over 5 years	$5,000.00
TOTAL INVESTMENT	$97,750.00
Est Salvage Value of Asset	$4,000.00
EST INITIAL INVESTMENT	$88,750.00

Description of Expenditure

The Battalion Chief's vehicle is a 3/4 ton, crew cab pick up truck with specialized firefighting and incident management equipment in the cargo bed. This expenditure will include the vehicle, lights, siren, a cargo bed slide out unit, and other equipment necessary for it's function.

Justification Information

The current Battalion Chief vehicle will be moved in to reserve status. The standard replacement cycle for a Battalion Chiefs vehicle is 5 years front line, then 5 years as a reserve. Reserve Battalion Chief vehicles are put in service when a front line vehicle breaks down or requires routine maintenance. The vehicle is also used for utility purposes as needed. After the 10 year life span, the vehicle is often in poor condition, accounting for the low salvage value.

MUNIS Financial Information

Funding Source	$88,750.00	General Levy Borrowing	2022
	$88,750.00		
Expenditure	$88,750.00	Replacement Command Vehicle BC431	2022
	$88,750.00		

How will this improve our service level and efficiency

The replacement of this asset allows us to maintain our service level for Firefighting and Emergency Medical Services incident management. Maintaining our service level is critical to the safety and security of our citizens and guests. This vehicle carries specialized equipment that may be needed at incident scenes in order to ensure proper coordination and communication between different units and agencies.

CIP-Expenditure

City Expenditure ID	225				
Expenditure Name	**New Ambulance MED431**			**City Project ID**	0
Expenditure Type	FLEET	**Expenditure Status**	ACTIVE		
Category	Other	**Priority**	1		

Department Details

Department	Fire Department	**Department Head**	David Litton	**Project Contact**	

Budget Information

Add/Replace	Replace	**Replacing Asset**	MED431	**Mileage**	75000
Useful Life	10	**Condition**	Fair	**Age of Equipment**	4

Financial Information

Total Project Cost	
Initial Cost	318,000.00
Maintenace/Cost of Operation	$2,000.00
Maintenance Cost Over 5 years	$10,000.00
TOTAL INVESTMENT	$328,000.00
Est Salvage Value of Asset	$0.00
EST INITIAL INVESTMENT	$318,000.00

Description of Expenditure

New Ambulance

Justification Information

This ambulance will be moved in to reserve status. The standard replacement cycle for an ambulance is 4 years front line, then 5 to 6 years as a reserve ambulance. Reserve ambulances are put in service when a front line ambulance breaks down or requires routine maintenance. After the 10 year life span, the ambulance is often in poor condition, accounting for the low salvage value.

MUNIS Financial Information

Funding Source	$318,000.00	General Levy Borrowing	2022
	$318,000.00		
Expenditure	$318,000.00	New Ambulance	2022
	$318,000.00		

How will this improve our service level and efficiency

The replacement of this asset allows us to maintain our service level for Emergency Medical Services. Maintaining our service level is critical to the safety and security of our citizens and guests. Out of service time for any ambulance could also result in a loss of revenue if EMS incidents are diverted to a mutual aid EMS agency.

CIP-Expenditure

City Expenditure ID	849				
Expenditure Name	**Support Vehicle, Ambulance EMS 1**			**City Project ID**	0
Expenditure Type	FLEET	**Expenditure Status**	ACTIVE		
Category	Motor	**Priority**	1		

Department Details

Department	Fire Department	**Department Head**	David Litton	**Project Contact**	

Budget Information

Add/Replace	Replace	**Replacing Asset**	EMS 1	**Mileage**	25000
Useful Life	10	**Condition**	Fair	**Age of Equipment**	10

Financial Information

Total Project Cost	
Initial Cost	121,700.00
Maintenace/Cost of Operation	$500.00
Maintenance Cost Over 5 years	$2,500.00
TOTAL INVESTMENT	$124,200.00
Est Salvage Value of Asset	$2,000.00
EST INITIAL INVESTMENT	$119,700.00

Description of Expenditure

UTV Ambulance for Special Events and special rescues

Justification Information

This vehicle is a small ambulance type vehicle on a UTV chasis. It is used at all special events, including all home Packer games. It can also be used to access the Baird Creek area and the Fox and East River trails to respond to emergency medical incidents. It is an enclosed unit that protects patients from the elements.

MUNIS Financial Information

Funding Source	$119,700.00	General Levy Borrowing	2025
	$119,700.00		
Expenditure	$119,700.00	Support Vehicle, Ambulance EMS 1	2025
	$119,700.00		

How will this improve our service level and efficiency

This vehicle allows us to move patients effectively at special events and over rough terrain where a standard ambulance would not be able to function.

CIP-Expenditure

City Expenditure ID	214				
Expenditure Name	**Support Vehicle, Van 411**			**City Project ID**	0
Expenditure Type	FLEET	**Expenditure Status**	ACTIVE		
Category	Other	**Priority**	1		

Department Details

Department	Fire Department	**Department Head**	David Litton	**Project Contact**	

Budget Information

Add/Replace	Replace	**Replacing Asset**	OPU-10	**Mileage**	45716
Useful Life	10	**Condition**	Fair	**Age of Equipment**	13

Financial Information

Total Project Cost	
Initial Cost	52,900.00
Maintenace/Cost of Operation	$500.00
Maintenance Cost Over 5 years	$2,500.00
TOTAL INVESTMENT	$55,400.00
Est Salvage Value of Asset	$0.00
EST INITIAL INVESTMENT	$52,900.00

Description of Expenditure

This vehicle is a 15 passenger van on a heavy duty chassis. The expenditure will include the vehicle, lights, siren, and other accessories necessary for it's function.

Justification Information

This vehicle is used in many different ways by the department. It is used extensively to transport personnel and equipment during special events, recruit academies, training sessions, and large incidents. It is the only vehicle we have that is capable of moving a significant number of people at one time.

MUNIS Financial Information

Funding Source	$52,900.00	General Levy Borrowing	2022
	$52,900.00		
Expenditure	$52,900.00	Support Vehicle, Van	2022
	$52,900.00		

How will this improve our service level and efficiency

This vehicle makes our operation more efficient by eliminating the need to utilize several smaller vehicles or make multiple trips to move personnel and equipment from place to place. The ability to move more personnel and equipment in less trips results in less overtime and maintenance costs.

CIP-Expenditure

City Expenditure ID	862				
Expenditure Name	**Ambulance MED 421**			**City Project ID**	0
Expenditure Type	FLEET	**Expenditure Status**	ACTIVE		
Category	Other	**Priority**	1		

Department Details

Department	Fire Department	**Department Head**	David Litton	**Project Contact**	

Budget Information

Add/Replace	Replace	**Replacing Asset**	MED421	**Mileage**	80000
Useful Life	10	**Condition**	Fair	**Age of Equipment**	4

Financial Information

Total Project Cost	
Initial Cost	344,950.00
Maintenace/Cost of Operation	$2,000.00
Maintenance Cost Over 5 years	$10,000.00
TOTAL INVESTMENT	$354,950.00
Est Salvage Value of Asset	$2,000.00
EST INITIAL INVESTMENT	$342,950.00

Description of Expenditure

Replacement of Ambulance 421 and associated equipment.

Justification Information

This ambulance will be moved in to reserve status. The standard replacement cycle for an ambulance is 4 years front line, then 5 to 6 years as a reserve ambulance. Reserve ambulances are put in service when a front line ambulance breaks down or requires routine maintenance. After the 10 year life span, the ambulance is often in poor condition, accounting for the low salvage value.

MUNIS Financial Information

Funding Source	$342,950.00	General Levy Borrowing	2024
	$342,950.00		
Expenditure	$342,950.00	Replacement Ambulance 421	2024
	$342,950.00		

How will this improve our service level and efficiency

The replacement of this asset allows us to maintain our service level for Emergency Medical Services. Maintaining our service level is critical to the safety and security of our citizens and guests. Out of service time for any ambulance could also result in a loss of revenue if EMS incidents are diverted to a mutual aid EMS agency.

CIP-Expenditure

City Expenditure ID	844				
Expenditure Name	**Support Vehicle, Fire Marshal OPU406**			**City Project ID**	0
Expenditure Type	FLEET	**Expenditure Status**	ACTIVE		
Category	Other	**Priority**	2		

Department Details

Department	Fire Department	**Department Head**	David Litton	**Project Contact**	

Budget Information

Add/Replace	Replace	**Replacing Asset**	OPU-406	**Mileage**	65000
Useful Life	10	**Condition**	Fair	**Age of Equipment**	6

Financial Information

Total Project Cost	
Initial Cost	47,700.00
Maintenace/Cost of Operation	$500.00
Maintenance Cost Over 5 years	$2,500.00
TOTAL INVESTMENT	$50,200.00
Est Salvage Value of Asset	$0.00
EST INITIAL INVESTMENT	$47,700.00

Description of Expenditure

Fire Marshal response and investigation vehicle and associated equipment.

Justification Information

Vehicle is approaching it's planned life expectancy. These are high use vehicles by the fire marshals.

MUNIS Financial Information

Funding Source	$47,700.00	General Levy Borrowing	2025
	$47,700.00		
Expenditure	$47,700.00	Support Vehicle, Pick Up Truck	2025
	$47,700.00		

How will this improve our service level and efficiency

This vehicle allows our fire marshals to respond directly the incident scene to begin investigations and travel to regular fire inspections. Without the vehicle, the equipment would have to be stored in a station and loaded on to a vehicle for every investigation. This would extend the hours work and cost more in overtime. The vehicle also doubles as the marshals daily use vehicle for fire inspections, which is more efficient that having a separate vehicle for inspections and investigations.

CIP-Expenditure

City Expenditure ID	845				
Expenditure Name	**Support Vehicle, Fire Marshal OPU404**			**City Project ID**	0
Expenditure Type	FLEET	**Expenditure Status**	ACTIVE		
Category	Motor	**Priority**	2		

Department Details

Department	Fire Department	**Department Head**	David Litton	**Project Contact**	

Budget Information

Add/Replace	Replace	**Replacing Asset**	OPU-404	**Mileage**	65000
Useful Life	10	**Condition**	Fair	**Age of Equipment**	6

Financial Information

Total Project Cost	
Initial Cost	47,700.00
Maintenace/Cost of Operation	$500.00
Maintenance Cost Over 5 years	$2,500.00
TOTAL INVESTMENT	$50,200.00
Est Salvage Value of Asset	$3,000.00
EST INITIAL INVESTMENT	$44,700.00

Description of Expenditure

Fire Marshal response and investigation vehicle and associated equipment.

Justification Information

Vehicle is approaching it's planned life expectancy. These are high use vehicles by the fire marshals.

MUNIS Financial Information

Funding Source	$44,700.00	General Levy Borrowing	2025
	$44,700.00		
Expenditure	$44,700.00	Support Vehicle, Fire Marshal OPU404	2025
	$44,700.00		

How will this improve our service level and efficiency

This vehicle allows our fire marshals to respond directly the incident scene to begin investigations and travel to regular fire inspections. Without the vehicle, the equipment would have to be stored in a station and loaded on to a vehicle for every investigation. This would extend the hours work and cost more in overtime. The vehicle also doubles as the marshals daily use vehicle for fire inspections, which is more efficient that having a separate vehicle for inspections and investigations.

CIP-Expenditure

City Expenditure ID	846				
Expenditure Name	**Replacement Ambulance 461**			**City Project ID**	0
Expenditure Type	FLEET	**Expenditure Status**	ACTIVE		
Category	Other	**Priority**	1		

Department Details

Department	Fire Department	**Department Head**	David Litton	**Project Contact**	

Budget Information

Add/Replace	Replace	**Replacing Asset**	MED461	**Mileage**	70000
Useful Life	10	**Condition**	Fair	**Age of Equipment**	5

Financial Information

Total Project Cost	
Initial Cost	357,700.00
Maintenace/Cost of Operation	$2,000.00
Maintenance Cost Over 5 years	$10,000.00
TOTAL INVESTMENT	$367,700.00
Est Salvage Value of Asset	$2,000.00
EST INITIAL INVESTMENT	$355,700.00

Description of Expenditure

Ambulance, Lifeline

Justification Information

This ambulance will be moved in to reserve status. The standard replacement cycle for an ambulance is 4 years front line, then 5 to 6 years as a reserve ambulance. Reserve ambulances are put in service when a front line ambulance breaks down or requires routine maintenance. After the 10 year life span, the ambulance is often in poor condition, accounting for the low salvage value.

MUNIS Financial Information

Funding Source	$355,700.00	General Levy Borrowing	2025
	$355,700.00		
Expenditure	$355,700.00	Replacement Ambulance 461	2025
	$355,700.00		

How will this improve our service level and efficiency

The replacement of this asset allows us to maintain our service level for Emergency Medical Services. Maintaining our service level is critical to the safety and security of our citizens and guests. Out of service time for any ambulance could also result in a loss of revenue if EMS incidents are diverted to a mutual aid EMS agency.

CIP-Expenditure

City Expenditure ID	847				
Expenditure Name	**Replacement Ambulance 481**			**City Project ID**	0
Expenditure Type	FLEET	**Expenditure Status**	ACTIVE		
Category	Other	**Priority**	1		

Department Details

Department	Fire Department	**Department Head**	David Litton	**Project Contact**	

Budget Information

Add/Replace	Replace	**Replacing Asset**	MED481	**Mileage**	70000
Useful Life	10	**Condition**	Fair	**Age of Equipment**	5

Financial Information

Total Project Cost	
Initial Cost	357,700.00
Maintenace/Cost of Operation	$2,000.00
Maintenance Cost Over 5 years	$10,000.00
TOTAL INVESTMENT	$367,700.00
Est Salvage Value of Asset	$2,000.00
EST INITIAL INVESTMENT	$355,700.00

Description of Expenditure

Ambulance, Lifeline

Justification Information

This ambulance will be moved in to reserve status. The standard replacement cycle for an ambulance is 4 years front line, then 5 to 6 years as a reserve ambulance. Reserve ambulances are put in service when a front line ambulance breaks down or requires routine maintenance. After the 10 year life span, the ambulance is often in poor condition, accounting for the low salvage value.

MUNIS Financial Information

Funding Source	$355,700.00	General Levy Borrowing	2025
	$355,700.00		
Expenditure	$355,700.00	Replacement Ambulance 461	2025
	$355,700.00		

How will this improve our service level and efficiency

The replacement of this asset allows us to maintain our service level for Emergency Medical Services. Maintaining our service level is critical to the safety and security of our citizens and guests. Out of service time for any ambulance could also result in a loss of revenue if EMS incidents are diverted to a mutual aid EMS agency.

CIP-Expenditure

City Expenditure ID	596				
Expenditure Name	**Support Vehicle, Shop OPU10**			**City Project ID**	0
Expenditure Type	FLEET	**Expenditure Status**	ACTIVE		
Category	Other	**Priority**	2		

Department Details

Department	Fire Department	**Department Head**	David Litton	**Project Contact**	

Budget Information

Add/Replace	Replace	**Replacing Asset**	OPU-10	**Mileage**	37769
Useful Life	10	**Condition**	Fair	**Age of Equipment**	15

Financial Information

Total Project Cost	
Initial Cost	54,750.00
Maintenace/Cost of Operation	$500.00
Maintenance Cost Over 5 years	$2,500.00
TOTAL INVESTMENT	$57,250.00
Est Salvage Value of Asset	$3,000.00
EST INITIAL INVESTMENT	$51,750.00

Description of Expenditure

2010 Chevrolet Silverado 2500 HD, including lighting and equipment

Justification Information

Vehicle has reached its planned life expectancy, used for plowing of fire stations and fire department shop

MUNIS Financial Information

Funding Source	$51,750.00	General Levy Borrowing	2025
	$51,750.00		
Expenditure	$51,750.00	Support Vehicle, Pick Up Truck	2025
	$51,750.00		

How will this improve our service level and efficiency

This vehicle will allow for reduced maintenance and help to maintain access to fire stations in inclement weather.

CIP-Expenditure

City Expenditure ID	841				
Expenditure Name	**New Fire Truck OEN431**			**City Project ID**	0
Expenditure Type	FLEET	**Expenditure Status**	ACTIVE		
Category	Other	**Priority**	1		

Department Details

Department	Fire Department	**Department Head**	David Litton	**Project Contact**	

Budget Information

Add/Replace	Replace	**Replacing Asset**	OEN431	**Mileage**	100000
Useful Life	20	**Condition**	Fair	**Age of Equipment**	13

Financial Information

Total Project Cost	
Initial Cost	783,850.00
Maintenace/Cost of Operation	$4,000.00
Maintenance Cost Over 5 years	$20,000.00
TOTAL INVESTMENT	$803,850.00
Est Salvage Value of Asset	$5,000.00
EST INITIAL INVESTMENT	$778,850.00

Description of Expenditure

This vehicle is a standard fire engine with a 500 gallon water tank and a 1500 gallon per minute fire pump. This expenditure will include the vehicle, lights, siren, and other equipment necessary for it's function. Replacing a 2012 Pierce Arrow XT.

Justification Information

The current fire engine will be moved in to reserve status. The standard replacement cycle for a fire engine is 12 years front line, then approximately 5 years as a reserve. Reserve fire engines are put in service when a front line vehicle breaks down or requires routine maintenance. After the 17 year life span, the vehicle is often in poor condition, accounting for the low salvage value.

MUNIS Financial Information

Funding Source	$778,850.00	General Levy Borrowing	2024
	$778,850.00		
Expenditure	$778,850.00	New Fire Truck	2024
	$778,850.00		

How will this improve our service level and efficiency

The replacement of this asset allows us to maintain our service level for Firefighting and Emergency Medical Services. Maintaining our service level is critical to the safety and security of our citizens and guests. This vehicle carries specialized equipment needed at incident scenes in order to ensure rapid mitigation of emergency situations.

CIP-Expenditure

City Expenditure ID	843				
Expenditure Name	**Support Vehicle, Fire Marshal OPU405**			**City Project ID**	0
Expenditure Type	FLEET	**Expenditure Status**	ACTIVE		
Category	Other	**Priority**	2		

Department Details

Department	Fire Department	**Department Head**	David Litton	**Project Contact**	

Budget Information

Add/Replace	Replace	**Replacing Asset**	OPU-405	**Mileage**	65000
Useful Life	10	**Condition**	Fair	**Age of Equipment**	6

Financial Information

Total Project Cost	
Initial Cost	47,700.00
Maintenace/Cost of Operation	$500.00
Maintenance Cost Over 5 years	$2,500.00
TOTAL INVESTMENT	$50,200.00
Est Salvage Value of Asset	$0.00
EST INITIAL INVESTMENT	$47,700.00

Description of Expenditure

Fire Marshal response and investigation vehicle and associated equipment.

Justification Information

Vehicle is approaching it's planned life expectancy. These are high use vehicles by the fire marshals.

MUNIS Financial Information

Funding Source	$47,700.00	General Levy Borrowing	2025
	$47,700.00		
Expenditure	$47,700.00	Support Vehicle, Pick Up Truck	2025
	$47,700.00		

How will this improve our service level and efficiency

This vehicle allows our fire marshals to respond directly the incident scene to begin investigations and travel to regular fire inspections. Without the vehicle, the equipment would have to be stored in a station and loaded on to a vehicle for every investigation. This would extend the hours work and cost more in overtime. The vehicle also doubles as the marshals daily use vehicle for fire inspections, which is more efficient that having a separate vehicle for inspections and investigations.

CIP-Expenditure

City Expenditure ID	209				
Expenditure Name	**4X4 CHASSIS/DUMP/PLOW/SPREADER**			**City Project ID**	0
Expenditure Type	FLEET	**Expenditure Status**	ACTIVE		
Category	Other	**Priority**	1		

Department Details

Department	DPW CITY HALL-OPERATIONS	**Department Head**	STEVEN GRENIER	**Project Contact**	

Budget Information

Add/Replace	Replace	**Replacing Asset**	183	**Mileage**	38766
Useful Life	0	**Condition**	Fair	**Age of Equipment**	0

Financial Information

Total Project Cost	
Initial Cost	70,000.00
Maintenace/Cost of Operation	$2,000.00
Maintenance Cost Over 5 years	$10,000.00
TOTAL INVESTMENT	$80,000.00
Est Salvage Value of Asset	$5,000.00
EST INITIAL INVESTMENT	$65,000.00

Description of Expenditure

4X4 CHASSIS/DUMP/PLOW/SPREADER

Justification Information

1-ton dump trucks are utilized for plowing snow, hauling yard debris and road repairs and have a 12 year life expectancy. At time of replacement, truck 183 will be 14 years old and will be subject to high maintenance and repair costs.

MUNIS Financial Information

Funding Source	$65,000.00	General Levy Borrowing	2024
	$65,000.00		
Expenditure	$65,000.00	4X4 Chassis/Dump/Plow/Spreader	2024
	$65,000.00		

How will this improve our service level and efficiency

Replacement of this truck is necessary to keep the current level of service.

CIP-Expenditure

City Expenditure ID	192				
Expenditure Name	**AUTOMATED REFUSE TRUCK**			**City Project ID**	0
Expenditure Type	FLEET	**Expenditure Status**	ACTIVE		
Category	Other	**Priority**	1		

Department Details

Department	DPW CITY HALL-OPERATIONS	**Department Head**	STEVEN GRENIER	**Project Contact**	

Budget Information

Add/Replace	Replace	**Replacing Asset**	114	**Mileage**	87466
Useful Life	0	**Condition**	Poor	**Age of Equipment**	0

Financial Information

Total Project Cost	
Initial Cost	305,000.00
Maintenace/Cost of Operation	$8,000.00
Maintenance Cost Over 5 years	$40,000.00
TOTAL INVESTMENT	$345,000.00
Est Salvage Value of Asset	$5,000.00
EST INITIAL INVESTMENT	$300,000.00

Description of Expenditure

AUTOMATED REFUSE TRUCK

Justification Information

DPW utilizes automated refuse trucks on a daily basis for collecting both garbage and recycling. Automated refuse trucks have a 8 year life expectancy. Truck 114 is currently 11 years old and will be 13 years old at time of replacement. Repairs are expensive and parts become obsolete, a current fleet is needed to keep repair costs to a minimum.

MUNIS Financial Information

Funding Source	$300,000.00	Fund Balance - DPW 427	2021
	$300,000.00		
Expenditure	$300,000.00	Automated Refuse Truck 114	2021
	$300,000.00		

How will this improve our service level and efficiency

Replacement of this truck is necessary to keep the current level of service.

CIP-Expenditure

City Expenditure ID	193				
Expenditure Name	**AUTOMATED REFUSE TRUCK**			**City Project ID**	0
Expenditure Type	FLEET	**Expenditure Status**	ACTIVE		
Category	Other	**Priority**	1		

Department Details

Department	DPW CITY HALL-OPERATIONS	**Department Head**	STEVEN GRENIER	**Project Contact**	

Budget Information

Add/Replace	Replace	**Replacing Asset**	115	**Mileage**	115855
Useful Life	0	**Condition**	Poor	**Age of Equipment**	0

Financial Information

Total Project Cost	
Initial Cost	305,000.00
Maintenace/Cost of Operation	$8,000.00
Maintenance Cost Over 5 years	$40,000.00
TOTAL INVESTMENT	$345,000.00
Est Salvage Value of Asset	$5,000.00
EST INITIAL INVESTMENT	$300,000.00

Description of Expenditure

AUTOMATED REFUSE TRUCK

Justification Information

DPW utilizes automated refuse trucks on a daily basis for collecting both garbage and recycling. Automated refuse trucks have a 8 year life expectancy. Truck 115 is currently 11 years old and will be 13 years old at time of replacement. Repairs are expensive and parts become obsolete, a current fleet is needed to keep repair costs to a minimum.

MUNIS Financial Information

Funding Source	$300,000.00	Fund Balance - DPW 427	2021
	$300,000.00		
Expenditure	$300,000.00	Automated Refuse Truck 115	2021
	$300,000.00		

How will this improve our service level and efficiency

Replacement of this truck is necessary to keep the current level of service.

CIP-Expenditure

City Expenditure ID	199				
Expenditure Name	**AUTOMATED REFUSE TRUCK**			**City Project ID**	0
Expenditure Type	FLEET	**Expenditure Status**	ACTIVE		
Category	Other	**Priority**	1		

Department Details

Department	DPW CITY HALL-OPERATIONS	**Department Head**	STEVEN GRENIER	**Project Contact**	

Budget Information

Add/Replace	Replace	**Replacing Asset**	116	**Mileage**	55566
Useful Life	0	**Condition**	Poor	**Age of Equipment**	0

Financial Information

Total Project Cost	
Initial Cost	348,000.00
Maintenace/Cost of Operation	$8,000.00
Maintenance Cost Over 5 years	$40,000.00
TOTAL INVESTMENT	$388,000.00
Est Salvage Value of Asset	$5,000.00
EST INITIAL INVESTMENT	$343,000.00

Description of Expenditure

AUTOMATED REFUSE TRUCK

Justification Information

DPW utilizes automated refuse trucks on a daily basis for collecting both garbage and recycling. Automated refuse trucks have a 8 year life expectancy. Truck 116 is currently 6 years old and will be 11 years old at time of replacement. Repairs are expensive and parts become obsolete, a current fleet is needed to keep repair costs to a minimum.

MUNIS Financial Information

Funding Source	$343,000.00	General Levy Borrowing	2024
	$343,000.00		
Expenditure	$343,000.00	Automated Refuse Truck 116	2024
	$343,000.00		

How will this improve our service level and efficiency

Replacement of this truck is necessary to keep the current level of service.

CIP-Expenditure

City Expenditure ID	195				
Expenditure Name	**AUTOMATED REFUSE TRUCK**			**City Project ID**	0
Expenditure Type	FLEET	**Expenditure Status**	ACTIVE		
Category	Other	**Priority**	1		

Department Details

Department	DPW CITY HALL-OPERATIONS	**Department Head**	STEVEN GRENIER	**Project Contact**	

Budget Information

Add/Replace	Replace	**Replacing Asset**	120	**Mileage**	94364
Useful Life	0	**Condition**	Poor	**Age of Equipment**	0

Financial Information

Total Project Cost	
Initial Cost	333,000.00
Maintenace/Cost of Operation	$8,000.00
Maintenance Cost Over 5 years	$40,000.00
TOTAL INVESTMENT	$373,000.00
Est Salvage Value of Asset	$5,000.00
EST INITIAL INVESTMENT	$328,000.00

Description of Expenditure

AUTOMATED REFUSE TRUCK

Justification Information

DPW utilizes automated refuse trucks on a daily basis for collecting both garbage and recycling. Automated refuse trucks have a 8 year life expectancy. Truck 120 is currently 9 years old and will be 12 years old at time of replacement. Repairs are expensive and parts become obsolete, a current fleet is needed to keep repair costs to a minimum.

MUNIS Financial Information

Funding Source	$328,000.00	General Levy Borrowing	2022
	$328,000.00		
Expenditure	$328,000.00	Automated Refuse Truck 120	2022
	$328,000.00		

How will this improve our service level and efficiency

Replacement of this truck is necessary to keep the current level of service.

CIP-Expenditure

City Expenditure ID	196				
Expenditure Name	**AUTOMATED REFUSE TRUCK**			**City Project ID**	0
Expenditure Type	FLEET	**Expenditure Status**	ACTIVE		
Category	Other	**Priority**	1		

Department Details

Department	DPW CITY HALL-OPERATIONS	**Department Head**	STEVEN GRENIER	**Project Contact**	

Budget Information

Add/Replace	Replace	**Replacing Asset**	123	**Mileage**	85005
Useful Life	0	**Condition**	Poor	**Age of Equipment**	0

Financial Information

Total Project Cost	
Initial Cost	338,000.00
Maintenace/Cost of Operation	$8,000.00
Maintenance Cost Over 5 years	$40,000.00
TOTAL INVESTMENT	$378,000.00
Est Salvage Value of Asset	$5,000.00
EST INITIAL INVESTMENT	$333,000.00

Description of Expenditure

AUTOMATED REFUSE TRUCK

Justification Information

DPW utilizes automated refuse trucks on a daily basis for collecting both garbage and recycling. Automated refuse trucks have a 8 year life expectancy. Truck 123 is currently 10 years old and will be 14 years old at time of replacement. Repairs are expensive and parts become obsolete, a current fleet is needed to keep repair costs to a minimum.

MUNIS Financial Information

Funding Source	$333,000.00	General Levy Borrowing	2023
	$333,000.00		
Expenditure	$333,000.00	Automated Refuse Truck 123	2023
	$333,000.00		

How will this improve our service level and efficiency

Replacement of this truck is necessary to keep the current level of service.

CIP-Expenditure

City Expenditure ID	197				
Expenditure Name	**AUTOMATED REFUSE TRUCK**			**City Project ID**	0
Expenditure Type	FLEET	**Expenditure Status**	ACTIVE		
Category	Other	**Priority**	1		

Department Details

Department	DPW CITY HALL-OPERATIONS	**Department Head**	STEVEN GRENIER	**Project Contact**	

Budget Information

Add/Replace	Replace	**Replacing Asset**	125	**Mileage**	78666
Useful Life	0	**Condition**	Poor	**Age of Equipment**	0

Financial Information

Total Project Cost	
Initial Cost	338,000.00
Maintenace/Cost of Operation	$8,000.00
Maintenance Cost Over 5 years	$40,000.00
TOTAL INVESTMENT	$378,000.00
Est Salvage Value of Asset	$5,000.00
EST INITIAL INVESTMENT	$333,000.00

Description of Expenditure

AUTOMATED REFUSE TRUCK

Justification Information

DPW utilizes automated refuse trucks on a daily basis for collecting both garbage and recycling. Automated refuse trucks have a 8 year life expectancy. Truck 125 is currently 10 years old and will be 14 years old at time of replacement. Repairs are expensive and parts become obsolete, a current fleet is needed to keep repair costs to a minimum.

MUNIS Financial Information

Funding Source	$333,000.00	General Levy Borrowing	2023
	$333,000.00		
Expenditure	$333,000.00	Automated Refuse Truck 125	2023
	$333,000.00		

How will this improve our service level and efficiency

Replacement of this truck is necessary to keep the current level of service.

CIP-Expenditure

City Expenditure ID	194				
Expenditure Name	**AUTOMATED REFUSE TRUCK**			**City Project ID**	0
Expenditure Type	FLEET	**Expenditure Status**	ACTIVE		
Category	Other	**Priority**	1		

Department Details

Department	DPW CITY HALL-OPERATIONS	**Department Head**	STEVEN GRENIER	**Project Contact**	

Budget Information

Add/Replace	Replace	**Replacing Asset**	127	**Mileage**	103744
Useful Life	0	**Condition**	Poor	**Age of Equipment**	0

Financial Information

Total Project Cost	
Initial Cost	333,000.00
Maintenace/Cost of Operation	$8,000.00
Maintenance Cost Over 5 years	$40,000.00
TOTAL INVESTMENT	$373,000.00
Est Salvage Value of Asset	$5,000.00
EST INITIAL INVESTMENT	$328,000.00

Description of Expenditure

AUTOMATED REFUSE TRUCK

Justification Information

DPW utilizes automated refuse trucks on a daily basis for collecting both garbage and recycling. Automated refuse trucks have a 8 year life expectancy. Truck 127 is currently 10 years old and will be 13 years old at time of replacement. Repairs are expensive and parts become obsolete, a current fleet is needed to keep repair costs to a minimum.

MUNIS Financial Information

Funding Source	$328,000.00	General Levy Borrowing	2022
	$328,000.00		
Expenditure	$328,000.00	Automated Refuse Truck 127	2022
	$328,000.00		

How will this improve our service level and efficiency

Replacement of this truck is necessary to keep the current level of service.

CIP-Expenditure

City Expenditure ID	198				
Expenditure Name	**AUTOMATED REFUSE TRUCK**			**City Project ID**	0
Expenditure Type	FLEET	**Expenditure Status**	ACTIVE		
Category	Other	**Priority**	1		

Department Details

Department	DPW CITY HALL-OPERATIONS	**Department Head**	STEVEN GRENIER	**Project Contact**	

Budget Information

Add/Replace	Replace	**Replacing Asset**	131	**Mileage**	0
Useful Life	0	**Condition**		**Age of Equipment**	0

Financial Information

Total Project Cost	
Initial Cost	348,000.00
Maintenace/Cost of Operation	$8,000.00
Maintenance Cost Over 5 years	$40,000.00
TOTAL INVESTMENT	$388,000.00
Est Salvage Value of Asset	$5,000.00
EST INITIAL INVESTMENT	$343,000.00

Description of Expenditure

AUTOMATED REFUSE TRUCK

Justification Information

DPW utilizes automated refuse trucks on a daily basis for collecting both garbage and recycling. Automated refuse trucks have a 8 year life expectancy. Truck 131 is currently 10 years old and will be 15 years old at time of replacement. Repairs are expensive and parts become obsolete, a current fleet is needed to keep repair costs to a minimum.

MUNIS Financial Information

Funding Source	$343,000.00	General Levy Borrowing	2024
	$343,000.00		
Expenditure	$343,000.00	Automated Refuse Truck 131	2024
	$343,000.00		

How will this improve our service level and efficiency

Replacement of this truck is necessary to keep the current level of service.

CIP-Expenditure

City Expenditure ID	904				
Expenditure Name	**LOADER W/PLOW/WING/GRAPPLE BUCKET**			**City Project ID**	0
Expenditure Type	FLEET	**Expenditure Status**	ACTIVE		
Category	Roads	**Priority**	1		

Department Details

Department	DPW CITY HALL-OPERATIONS	**Department Head**	STEVEN GRENIER	**Project Contact**	

Budget Information

Add/Replace	Replace	**Replacing Asset**	805	**Mileage**	54164
Useful Life	0	**Condition**	Poor	**Age of Equipment**	0

Financial Information

Total Project Cost	
Initial Cost	210,000.00
Maintenace/Cost of Operation	$3,000.00
Maintenance Cost Over 5 years	$15,000.00
TOTAL INVESTMENT	$225,000.00
Est Salvage Value of Asset	$1,000.00
EST INITIAL INVESTMENT	$209,000.00

Description of Expenditure

6X6 TANDEM AXLE DUMP/WING/PLOW

Justification Information

Dump trucks are utilized for hauling yard debris, bulk refuse and plowing snow. Due to the size and configuration, truck 51 is used only for plowing snow. Tandem dump trucks have a life expectancy of 15 years, at time of replacement; truck 51 will be 25 years old and because of the age, make/model parts are hard to obtain.

MUNIS Financial Information

Funding Source	$100,000.00	Fund Balance - DPW 427	2021
Funding Source	$109,000.00	General Levy Borrowing	2021
	$209,000.00		
Expenditure	$209,000.00	LOADER W/PLOW/WING/GRAPPLE BUCKET	2021
	$209,000.00		

How will this improve our service level and efficiency

Replacement of this truck is necessary to keep the current level of service.

CIP-Expenditure

City Expenditure ID	910				
Expenditure Name	**6x6 TANDEM AXLE DUMP/WING/PLOW**			**City Project ID**	0
Expenditure Type	FLEET	**Expenditure Status**	ACTIVE		
Category	Other	**Priority**	1		

Department Details

Department	DPW CITY HALL-OPERATIONS	**Department Head**	STEVEN GRENIER	**Project Contact**	

Budget Information

Add/Replace	Replace	**Replacing Asset**	52	**Mileage**	54164
Useful Life	0	**Condition**	Fair	**Age of Equipment**	0

Financial Information

Total Project Cost	
Initial Cost	215,000.00
Maintenace/Cost of Operation	$3,000.00
Maintenance Cost Over 5 years	$15,000.00
TOTAL INVESTMENT	$230,000.00
Est Salvage Value of Asset	$3,000.00
EST INITIAL INVESTMENT	$212,000.00

Description of Expenditure

6X6 TANDEM AXLE DUMP/WING/PLOW

Justification Information

Dump trucks are utilized for hauling yard debris, bulk refuse and plowing snow. Due to the size and configuration, truck 52 is used only for plowing snow. Tandem dump trucks have a life expectancy of 15 years, at time of replacement; truck 52 will be 24 years old and because of the age, make/model parts are hard to obtain.

MUNIS Financial Information

Funding Source	$212,000.00	General Levy Borrowing	2021
	$212,000.00		
Expenditure	$212,000.00	Tandem Axle Dump Truck/Wing/Plow	2021
	$212,000.00		

How will this improve our service level and efficiency

Replacement of this truck is necessary to keep the current level of service.

CIP-Expenditure

City Expenditure ID	566				
Expenditure Name	**SIDEWALK TRACTOR**			**City Project ID**	0
Expenditure Type	FLEET	**Expenditure Status**	ACTIVE		
Category	Other	**Priority**	1		

Department Details

Department	DPW CITY HALL-OPERATIONS	**Department Head**	STEVEN GRENIER	**Project Contact**	

Budget Information

Add/Replace	Replace	**Replacing Asset**	750	**Mileage**	0
Useful Life	5	**Condition**	Poor	**Age of Equipment**	13

Financial Information

Total Project Cost	
Initial Cost	60,000.00
Maintenace/Cost of Operation	$5,000.00
Maintenance Cost Over 5 years	$25,000.00
TOTAL INVESTMENT	$85,000.00
Est Salvage Value of Asset	$2,000.00
EST INITIAL INVESTMENT	$58,000.00

Description of Expenditure

SIDEWALK TRACTOR

Justification Information

Sidewalk units play a key role throughout the year plowing snow, collecting yard debris and maintaining City streets. Due to their service duty, these machines are costly to maintain and the replacement is needed every 6 years. Unit 750 will be 15 years old at time of replacement and repairs will exceed the value of the machine.

MUNIS Financial Information

Funding Source	$58,000.00	General Levy Borrowing	2022
Funding Source	$0.00	General Levy Borrowing	2021
	$58,000.00		
Expenditure	$58,000.00	Sidewalk Tractor	2022
Expenditure	$0.00	SIDEWALK TRACTOR	2021
	$58,000.00		

How will this improve our service level and efficiency

Having a reliable sidewalk machine is critical in maintaining and increasing the level of service.

CIP-Expenditure

City Expenditure ID	79				
Expenditure Name	**SIDEWALK TRACTOR**			**City Project ID**	0
Expenditure Type	FLEET	**Expenditure Status**	ACTIVE		
Category	Other	**Priority**	1		

Department Details

Department	DPW CITY HALL-OPERATIONS	**Department Head**	STEVEN GRENIER	**Project Contact**	

Budget Information

Add/Replace	Replace	**Replacing Asset**	750	**Mileage**	0
Useful Life	5	**Condition**	Poor	**Age of Equipment**	13

Financial Information

Total Project Cost	
Initial Cost	60,000.00
Maintenace/Cost of Operation	$5,000.00
Maintenance Cost Over 5 years	$25,000.00
TOTAL INVESTMENT	$85,000.00
Est Salvage Value of Asset	$2,000.00
EST INITIAL INVESTMENT	$58,000.00

Description of Expenditure

SIDEWALK TRACTOR

Justification Information

Sidewalk units play a key role throughout the year plowing snow, collecting yard debris and maintaining City streets. Due to their service duty, these machines are costly to maintain and the replacement is needed every 6 years. Unit 750 will be 15 years old at time of replacement and repairs will exceed the value of the machine.

MUNIS Financial Information

Funding Source	$58,000.00	General Levy Borrowing	2022
	$58,000.00		
Expenditure	$58,000.00	Sidewalk Tractor	2022
	$58,000.00		

How will this improve our service level and efficiency

Having a reliable sidewalk machine is critical in maintaining and increasing the level of service.

CIP-Expenditure

City Expenditure ID	206				
Expenditure Name	**6x6 TANDEM AXLE DUMP/WING/PLOW**			**City Project ID**	0
Expenditure Type	FLEET	**Expenditure Status**	ACTIVE		
Category	Other	**Priority**	1		

Department Details

Department	DPW CITY HALL-OPERATIONS	**Department Head**	STEVEN GRENIER	**Project Contact**	

Budget Information

Add/Replace	Replace	**Replacing Asset**	52	**Mileage**	54164
Useful Life	0	**Condition**	Fair	**Age of Equipment**	0

Financial Information

Total Project Cost	
Initial Cost	240,000.00
Maintenace/Cost of Operation	$3,000.00
Maintenance Cost Over 5 years	$15,000.00
TOTAL INVESTMENT	$255,000.00
Est Salvage Value of Asset	$8,000.00
EST INITIAL INVESTMENT	$232,000.00

Description of Expenditure

6X6 TANDEM AXLE DUMP/WING/PLOW

Justification Information

Dump trucks are utilized for hauling yard debris, bulk refuse and plowing snow. Due to the size and configuration, truck 52 is used only for plowing snow. Tandem dump trucks have a life expectancy of 15 years, at time of replacement; truck 52 will be 24 years old and because of the age, make/model parts are hard to obtain.

MUNIS Financial Information

Funding Source	$232,000.00	General Levy Borrowing	2022
	$232,000.00		
Expenditure	$232,000.00	Tandem Axle Dump Truck/Wing/Plow	2022
	$232,000.00		

How will this improve our service level and efficiency

Replacement of this truck is necessary to keep the current level of service.

CIP-Expenditure

City Expenditure ID	207				
Expenditure Name	**TANDEM AXLE DUMP/WING/PLOW**			**City Project ID**	0
Expenditure Type	FLEET	**Expenditure Status**	ACTIVE		
Category	Other	**Priority**	1		

Department Details

Department	DPW CITY HALL-OPERATIONS	**Department Head**	STEVEN GRENIER	**Project Contact**	

Budget Information

Add/Replace	Replace	**Replacing Asset**	42	**Mileage**	133863
Useful Life	0	**Condition**	Fair	**Age of Equipment**	0

Financial Information

Total Project Cost	
Initial Cost	248,000.00
Maintenace/Cost of Operation	$3,000.00
Maintenance Cost Over 5 years	$15,000.00
TOTAL INVESTMENT	$263,000.00
Est Salvage Value of Asset	$8,000.00
EST INITIAL INVESTMENT	$240,000.00

Description of Expenditure

TANDEM AXLE DUMP/WING/PLOW

Justification Information

Dump trucks are utilized for hauling yard debris, bulk refuse and plowing snow and have a 15 year life expectancy. At time of replacement; truck 42 will be 21 years old and due age and the elements they operate, repair costs are escalating and parts are hard to obtain.

MUNIS Financial Information

Funding Source	$240,000.00	General Levy Borrowing	2023
	$240,000.00		
Expenditure	$240,000.00	Tandem Axle Dump Truck/Wing/Plow	2023
	$240,000.00		

How will this improve our service level and efficiency

Replacement of this truck is necessary to keep the current level of service.

CIP-Expenditure

City Expenditure ID	208				
Expenditure Name	**TANDEM AXLE PLOW TRUCK**			**City Project ID**	0
Expenditure Type	FLEET	**Expenditure Status**	ACTIVE		
Category	Other	**Priority**	1		

Department Details

Department	DPW CITY HALL-OPERATIONS	**Department Head**	STEVEN GRENIER	**Project Contact**	

Budget Information

Add/Replace	Replace	**Replacing Asset**	36	**Mileage**	109866
Useful Life	0	**Condition**	Fair	**Age of Equipment**	0

Financial Information

Total Project Cost	
Initial Cost	255,000.00
Maintenace/Cost of Operation	$3,000.00
Maintenance Cost Over 5 years	$15,000.00
TOTAL INVESTMENT	$270,000.00
Est Salvage Value of Asset	$8,000.00
EST INITIAL INVESTMENT	$247,000.00

Description of Expenditure

TANDEM AXLE PLOW TRUCK

Justification Information

Dump trucks are utilized for hauling yard debris, bulk refuse and plowing snow and have a 15 year life expectancy. At time of replacement; truck 36 will be 22 years old and due age and the elements they operate, repair costs are escalating and parts are hard to obtain.

MUNIS Financial Information

Funding Source	$247,000.00	General Levy Borrowing	2024
	$247,000.00		
Expenditure	$247,000.00	Tandem Axle Dump Truck/Wing/Plow	2024
	$247,000.00		

How will this improve our service level and efficiency

Replacement of this truck is necessary to keep the current level of service.

CIP-Expenditure

City Expenditure ID	210				
Expenditure Name	**SIGN INSTALLATION TRUCK**			**City Project ID**	0
Expenditure Type	FLEET	**Expenditure Status**	ACTIVE		
Category	Other	**Priority**	1		

Department Details

Department	DPW CITY HALL-OPERATIONS	**Department Head**	STEVEN GRENIER	**Project Contact**	

Budget Information

Add/Replace	Replace	**Replacing Asset**	198	**Mileage**	55009
Useful Life	0	**Condition**	Fair	**Age of Equipment**	0

Financial Information

Total Project Cost	
Initial Cost	60,000.00
Maintenace/Cost of Operation	$1,000.00
Maintenance Cost Over 5 years	$5,000.00
TOTAL INVESTMENT	$65,000.00
Est Salvage Value of Asset	$4,000.00
EST INITIAL INVESTMENT	$56,000.00

Description of Expenditure

SIGN INSTALLATION TRUCK

Justification Information

The sign installation truck is used to install, maintain and repair signs throughout the City and due to the severe duty, it has a 8 year life expectancy. Truck 198 will be 9 years old at time of replacement and will be in need of costly body repairs.

MUNIS Financial Information

Funding Source	$56,000.00	General Levy Borrowing	2024
	$56,000.00		
Expenditure	$56,000.00	Sign Installation Truck	2024
	$56,000.00		

How will this improve our service level and efficiency

Replacement of this truck is necessary to keep the current level of service.

CIP-Expenditure

City Expenditure ID	235				
Expenditure Name	**4X2 FLATBED TRUCK W/HOIST - Unit 22**			**City Project ID**	0
Expenditure Type	FLEET	**Expenditure Status**	ACTIVE		
Category	Park & Rec	**Priority**	1		

Department Details

Department	Parks	**Department Head**	D. DITSCHEIT	**Project Contact**	G. BARTA

Budget Information

Add/Replace	Replace	**Replacing Asset**	61	**Mileage**	45538
Useful Life	20	**Condition**	Fair	**Age of Equipment**	13

Financial Information

Total Project Cost	
Initial Cost	103,000.00
Maintenace/Cost of Operation	$6,000.00
Maintenance Cost Over 5 years	$30,000.00
TOTAL INVESTMENT	$133,000.00
Est Salvage Value of Asset	$1,000.00
EST INITIAL INVESTMENT	$102,000.00

Description of Expenditure

4X2 FLATBED TRUCK W/HOIST

Justification Information

26,000 GVW truck with Flatbed and Hoist replacing unit 61, 4x2 Flatbed Truck W/Hoist bought in 2007 with a useful life expectancy of 2018. Unit is no longer serviceable. Replacement Vehicle to be used in daily and weekend operations with the park and recreation maintenance department. Vehicle is vital to the continued success of the park department in the servicing of 60 parks, to include trails and beauty spots such as City Deck and Leight Park

MUNIS Financial Information

Funding Source	$102,000.00	General Levy Borrowing	2023
	$102,000.00		
Expenditure	$102,000.00	1 Ton Box Truck - Unit 5	2023
	$102,000.00		

How will this improve our service level and efficiency

Necessary for services and maintenance requirements throughout the City of Green Bay Parks and Recreation areas.

CIP-Expenditure

City Expenditure ID	253				
Expenditure Name	**1 TON BOX TRUCK - Unit 5**			**City Project ID**	0
Expenditure Type	FLEET	**Expenditure Status**	ACTIVE		
Category	Park & Rec	**Priority**	1		

Department Details

Department	Parks	**Department Head**	D. DITSCHEIT	**Project Contact**	G. BARTA

Budget Information

Add/Replace	Replace	**Replacing Asset**	5	**Mileage**	103508
Useful Life	20	**Condition**	Poor	**Age of Equipment**	25

Financial Information

Total Project Cost	
Initial Cost	39,000.00
Maintenace/Cost of Operation	$550.00
Maintenance Cost Over 5 years	$2,750.00
TOTAL INVESTMENT	$41,750.00
Est Salvage Value of Asset	$0.00
EST INITIAL INVESTMENT	$39,000.00

Description of Expenditure

1 TON BOX TRUCK

Justification Information

1 Ton Box Truck replacing unit 5, Van bought in 2001 with a useful life expectancy of 2012. Unit is no longer serviceable.

MUNIS Financial Information

Funding Source	$39,000.00	General Levy Borrowing	2024
	$39,000.00		
Expenditure	$39,000.00	1 Ton Box Truck - Unit 5	2024
	$39,000.00		

How will this improve our service level and efficiency

Necessary for services and maintenance requirements throughout the City of Green Bay Parks and Recreation areas.

CIP-Expenditure

City Expenditure ID	242				
Expenditure Name	**1/2 TON 4X2 PICKUP W/LONG BOX - Unit 54**			**City Project ID**	0
Expenditure Type	FLEET	**Expenditure Status**	ACTIVE		
Category	Other	**Priority**	1		

Department Details

Department	Parks	**Department Head**	D. DITSCHEIT	**Project Contact**	G. BARTA

Budget Information

Add/Replace	Replace	**Replacing Asset**	54	**Mileage**	179745
Useful Life	20	**Condition**	Poor	**Age of Equipment**	10

Financial Information

Total Project Cost	
Initial Cost	29,000.00
Maintenace/Cost of Operation	$988.00
Maintenance Cost Over 5 years	$4,940.00
TOTAL INVESTMENT	$33,940.00
Est Salvage Value of Asset	$1,000.00
EST INITIAL INVESTMENT	$28,000.00

Description of Expenditure

4x4 PICKUP W/LONG BOX

Justification Information

1/2 Ton 4x2 Pickup replacing unit 54, 4x4 pickup with long box bought in 2006 with a useful life expectancy of 2015. Unit is no longer serviceable. Replacement Vehicle to be used in daily and weekend operations with the park and recreation maintenance department. Vehicle is vital to the continued success of the park department in the servicing of 60 parks, to include trails and beauty spots such as City Deck and Leight Park

MUNIS Financial Information

Funding Source	$28,000.00	General Levy Borrowing	2022
	$28,000.00		
Expenditure	$28,000.00	1/2 Ton 4x2 Pickup - Unit 54	2022
	$28,000.00		

How will this improve our service level and efficiency

Necessary for services and maintenance requirements throughout the City of Green Bay Parks and Recreation areas.

CIP-Expenditure

City Expenditure ID	420				
Expenditure Name	**1/2 Ton 4x2 Regular Cab Pickup - Unit 55**			**City Project ID**	0
Expenditure Type	FLEET	**Expenditure Status**	ACTIVE		
Category	Park & Rec	**Priority**	1		

Department Details

Department	Parks	**Department Head**	Dan Ditscheit	**Project Contact**	Greg Barta

Budget Information

Add/Replace	Replace	**Replacing Asset**	55	**Mileage**	78000
Useful Life	10	**Condition**	Poor	**Age of Equipment**	19

Financial Information

Total Project Cost	
Initial Cost	31,500.00
Maintenace/Cost of Operation	$3,250.00
Maintenance Cost Over 5 years	$16,250.00
TOTAL INVESTMENT	$47,750.00
Est Salvage Value of Asset	$0.00
EST INITIAL INVESTMENT	$31,500.00

Description of Expenditure

1/2 Ton 4x2 Regular cab pickup

Justification Information

1/2 Ton 4x2 Pickup replacing unit 54, 4x4 pickup with long box bought in 2006 with a useful life expectancy of 2015. Unit is no longer serviceable. Replacement Vehicle to be used in daily and weekend operations with the park and recreation maintenance department. Vehicle is vital to the continued success of the park department in the servicing of 60 parks, to include trails and beauty spots such as City Deck and Leight Park

MUNIS Financial Information

Funding Source	$31,500.00	General Levy Borrowing	2025
	$31,500.00		
Expenditure	$31,500.00	1/2 Ton 4x2 Regular Cab Pickup - Unit 55	2025
	$31,500.00		

How will this improve our service level and efficiency

Enhance Efficiency

CIP-Expenditure

City Expenditure ID	244				
Expenditure Name	**FORD F150 PICKUP TRUCK - Unit 15**			**City Project ID**	0
Expenditure Type	FLEET	**Expenditure Status**	ACTIVE		
Category	Park & Rec	**Priority**	1		

Department Details

Department	Parks	**Department Head**	D. DITSCHEIT	**Project Contact**	G. BARTA

Budget Information

Add/Replace	Replace	**Replacing Asset**	15	**Mileage**	49852
Useful Life	10	**Condition**	Fair	**Age of Equipment**	12

Financial Information

Total Project Cost	
Initial Cost	30,000.00
Maintenace/Cost of Operation	$110.00
Maintenance Cost Over 5 years	$550.00
TOTAL INVESTMENT	$30,550.00
Est Salvage Value of Asset	$2,000.00
EST INITIAL INVESTMENT	$28,000.00

Description of Expenditure

FORD F150 PICKUP TRUCK

Justification Information

1/2 Ton Pickup 4x4 with extended cab replacing unit 15, Ford F150 Pickup bought in 2011 with a useful life expectancy of 2020. Unit is no longer serviceable. Replacement Vehicle to be used in daily and weekend operations with the park and recreation maintenance department. Vehicle is vital to the continued success of the park department in the servicing of 60 parks, to include trails and beauty spots such as City Deck and Leight Park

MUNIS Financial Information

Funding Source	$28,000.00	General Levy Borrowing	2023
	$28,000.00		
Expenditure	$28,000.00	1/2 Ton 4x4 Ext Cab Pickup - Unit 15	2023
	$28,000.00		

How will this improve our service level and efficiency

Necessary for services and maintenance requirements throughout the City of Green Bay Parks and Recreation areas.

CIP-Expenditure

City Expenditure ID	425				
Expenditure Name	**1/2 Ton 4x4 Regular Cab Short Box P/U - Unit 93**			**City Project ID**	0
Expenditure Type	FLEET	**Expenditure Status**	ACTIVE		
Category	Park & Rec	**Priority**	1		

Department Details

Department	Parks	**Department Head**	Dan Ditscheit	**Project Contact**	Greg Barta

Budget Information

Add/Replace	Replace	**Replacing Asset**	93	**Mileage**	36000
Useful Life	10	**Condition**	Good	**Age of Equipment**	14

Financial Information

Total Project Cost	
Initial Cost	32,500.00
Maintenace/Cost of Operation	$2,200.00
Maintenance Cost Over 5 years	$11,000.00
TOTAL INVESTMENT	$43,500.00
Est Salvage Value of Asset	$0.00
EST INITIAL INVESTMENT	$32,500.00

Description of Expenditure

1/2 Ton 4x4 Regular Cab Short Box Pickup Truck utilized by the WLS

Justification Information

1/2 Ton 4x4 Pickup replacing unit 93, 4x4 pickup with long box bought in 2011 with a useful life expectancy of 2020. Unit is no longer serviceable. Replacement Vehicle to be used in daily and weekend operations at the Wildlife Sanctuary. The WLS is a 365 day operation and vehicle is used for maintenance as well as transportation of animals and staff.

MUNIS Financial Information

Funding Source	$32,500.00	General Levy Borrowing	2025
	$32,500.00		
Expenditure	$32,500.00	1/2 Ton 4x4 Regular Cab Short Box P/U - Unit 93	2025
	$32,500.00		

How will this improve our service level and efficiency

This will allow us to continue to operate at the current level of service providing care and upkeep to a 365 day operation

CIP-Expenditure

City Expenditure ID	241				
Expenditure Name	**1/2 Ext Cab 4x2 Pickup Truck - Unit 64**			**City Project ID**	0
Expenditure Type	FLEET	**Expenditure Status**	ACTIVE		
Category	Park & Rec	**Priority**	1		

Department Details

Department	Parks	**Department Head**	D. DITSCHEIT	**Project Contact**	G. BARTA

Budget Information

Add/Replace	Replace	**Replacing Asset**	64	**Mileage**	1000
Useful Life	10	**Condition**	Excellent	**Age of Equipment**	9

Financial Information

Total Project Cost	
Initial Cost	31,000.00
Maintenace/Cost of Operation	$182.00
Maintenance Cost Over 5 years	$910.00
TOTAL INVESTMENT	$31,910.00
Est Salvage Value of Asset	$0.00
EST INITIAL INVESTMENT	$31,000.00

Description of Expenditure

TRANSIT CONNECT CLT

Justification Information

1/2 Ton 4x2 Extended Cab Pickup replacing unit 64, Transit Connect CLT bought in 2013 with a useful life expectancy of 2022. Vehicle does not perform needed tasks. Vehicle will be donated to the GBPD at no cost to the city

MUNIS Financial Information

Funding Source	$31,000.00	General Levy Borrowing	2022
	$31,000.00		
Expenditure	$31,000.00	1/2 Ton Ext Cab 4x2 Pickup - Unit 64	2022
	$31,000.00		

How will this improve our service level and efficiency

Necessary for services and maintenance requirements throughout the City of Green Bay Parks and Recreation areas.

CIP-Expenditure

City Expenditure ID	429				
Expenditure Name	**19500 GVW Cab and Chasis with Forestry body/boom-Addition**			**City Project ID**	0
Expenditure Type	FLEET	**Expenditure Status**	ACTIVE		
Category	Park & Rec	**Priority**	1		

Department Details

Department	Parks	**Department Head**	Dan Ditscheit	**Project Contact**	Greg Barta

Budget Information

Add/Replace	Add	**Replacing Asset**		**Mileage**	0
Useful Life	0	**Condition**		**Age of Equipment**	0

Financial Information

Total Project Cost	
Initial Cost	135,000.00
Maintenace/Cost of Operation	$0.00
Maintenance Cost Over 5 years	$0.00
TOTAL INVESTMENT	$135,000.00
Est Salvage Value of Asset	$0.00
EST INITIAL INVESTMENT	$135,000.00

Description of Expenditure

19,500 GVW Cab and Chasis with Forestry Body and Boom Lift

Justification Information

Equipment is needed to continue to provide service to all of the city of green bay owned trees on a daily basis as well as the response required for storm damage

MUNIS Financial Information

Funding Source	$135,000.00	General Levy Borrowing	2025
	$135,000.00		
Expenditure	$135,000.00	19500 GVW Cab and Chasis with Forestry body/boom-Addition	2025
	$135,000.00		

How will this improve our service level and efficiency

Need to accomplish needed tasks in parks and trails

CIP-Expenditure

City Expenditure ID	426				
Expenditure Name	**26,000 GVW Truck with Chipper Box/Hoist - Unit 63**			**City Project ID**	0
Expenditure Type	FLEET	**Expenditure Status**	ACTIVE		
Category	Park & Rec	**Priority**	1		

Department Details

Department	Parks	**Department Head**	Dan Ditscheit	**Project Contact**	Greg Barta

Budget Information

Add/Replace	Replace	**Replacing Asset**	63	**Mileage**	51000
Useful Life	10	**Condition**	Poor	**Age of Equipment**	18

Financial Information

Total Project Cost	
Initial Cost	116,000.00
Maintenace/Cost of Operation	$5,920.00
Maintenance Cost Over 5 years	$29,600.00
TOTAL INVESTMENT	$145,600.00
Est Salvage Value of Asset	$0.00
EST INITIAL INVESTMENT	$116,000.00

Description of Expenditure

26,000 GVW Truck with Chipper Box and Hoist

Justification Information

2007 International Truck bought in 2007 with a useful life expectancy of 2018. Unit is no longer serviceable. Replacement Vehicle to be used in daily and weekend operations with the Forestry Department. Vehicle is vital to the continued success of the park department in the servicing all of the City Owned trees as well as response for storm damage throughout the entire City of Green Bay

MUNIS Financial Information

Funding Source	$116,000.00	General Levy Borrowing	2025
	$116,000.00		
Expenditure	$116,000.00	26,000 GVW Truck with Chipper Box/Hoist - Unit 63	2025
	$116,000.00		

How will this improve our service level and efficiency

This is an absolute necessity for the continued level of trimming and cutting throughout the entire City to include the multiple storm damage responses we make on an annual basis

CIP-Expenditure

City Expenditure ID	414				
Expenditure Name	**3/4 4x4 Regular Cab with Plow - Unit 49**			**City Project ID**	0
Expenditure Type	FLEET	**Expenditure Status**	ACTIVE		
Category	Park & Rec	**Priority**	1		

Department Details

Department	Parks	**Department Head**	Dan Ditscheit	**Project Contact**	Greg Barta

Budget Information

Add/Replace	Replace	**Replacing Asset**	49	**Mileage**	80000
Useful Life	10	**Condition**	Poor	**Age of Equipment**	21

Financial Information

Total Project Cost	
Initial Cost	44,500.00
Maintenace/Cost of Operation	$3,500.00
Maintenance Cost Over 5 years	$17,500.00
TOTAL INVESTMENT	$62,000.00
Est Salvage Value of Asset	$0.00
EST INITIAL INVESTMENT	$44,500.00

Description of Expenditure

3/4 Ton 4x4 Regular Cab

Justification Information

Replacement Vehicle to be used in daily and weekend operations with the park and recreation maintenance department. Vehicle is vital to the continued success of the park department in the servicing of 60 parks, to include trails and beauty spots such as City Deck and Leight Park

MUNIS Financial Information

Funding Source	$44,500.00	General Levy Borrowing	2025
	$44,500.00		
Expenditure	$44,500.00	3/4 4x4 Regular Cab with Plow - Unit 49	2025
	$44,500.00		

How will this improve our service level and efficiency

Necessary for services and maintenance requirements throughout the City of Green Bay Parks and Recreation areas.

CIP-Expenditure

City Expenditure ID	257				
Expenditure Name	**3/4 Ton 4X4 Pickup - Unit 72**			**City Project ID**	0
Expenditure Type	FLEET	**Expenditure Status**	ACTIVE		
Category	Park & Rec	**Priority**	1		

Department Details

Department	Parks	**Department Head**	D. DITSCHEIT	**Project Contact**	G. BARTA

Budget Information

Add/Replace	Replace	**Replacing Asset**	50	**Mileage**	63884
Useful Life	10	**Condition**	Poor	**Age of Equipment**	10

Financial Information

Total Project Cost	
Initial Cost	39,000.00
Maintenace/Cost of Operation	$2,998.00
Maintenance Cost Over 5 years	$14,990.00
TOTAL INVESTMENT	$53,990.00
Est Salvage Value of Asset	$0.00
EST INITIAL INVESTMENT	$39,000.00

Description of Expenditure

3/4 Ton 4X4 Pickup

Justification Information

Pickup Truck bought in 2003 with a life expectancy of 2014. Unit is no longer serviceable.Replacement Vehicle to be used in daily and weekend operations with the park and recreation maintenance department. Vehicle is vital to the continued success of the park department in the servicing of 60 parks, to include trails and beauty spots such as City Deck and Leight Park

MUNIS Financial Information

Funding Source	$39,000.00	General Levy Borrowing	2024
	$39,000.00		
Expenditure	$39,000.00	3/4 Crew Cab P/U - Unit 72	2024
	$39,000.00		

How will this improve our service level and efficiency

Necessary for services and maintenance requirements throughout the City of Green Bay Parks and Recreation areas.

CIP-Expenditure

City Expenditure ID	251				
Expenditure Name	**3/4 TON REGULAR CAB 4X4 - Unit 90**			**City Project ID**	0
Expenditure Type	FLEET	**Expenditure Status**	ACTIVE		
Category	Park & Rec	**Priority**	1		

Department Details

Department	Parks	**Department Head**	D. DITSCHEIT	**Project Contact**	G. BARTA

Budget Information

Add/Replace	Replace	**Replacing Asset**	90	**Mileage**	112570
Useful Life	15	**Condition**	Poor	**Age of Equipment**	30

Financial Information

Total Project Cost	
Initial Cost	42,000.00
Maintenace/Cost of Operation	$549.00
Maintenance Cost Over 5 years	$2,745.00
TOTAL INVESTMENT	$44,745.00
Est Salvage Value of Asset	$0.00
EST INITIAL INVESTMENT	$42,000.00

Description of Expenditure

3/4 TON REGULAR CAB 4X4

Justification Information

3/4 ton regular cab 4x2 regular cab replacing unit 90, 3/4 ton P/U bought in 1994 with a useful life expectancy of 2003. Unit is no longer serviceable. Replacement Vehicle to be used in daily and weekend operations with the park and recreation maintenance department. Vehicle is vital to the continued success of the park department in the servicing of 60 parks, to include trails and beauty spots such as City Deck and Leight Park

MUNIS Financial Information

Funding Source	$42,000.00	General Levy Borrowing	2024
	$42,000.00		
Expenditure	$42,000.00	3/4 Ton Reg Cab w/Service Body Cap - Unit 90	2024
	$42,000.00		

How will this improve our service level and efficiency

Necessary for services and maintenance requirements throughout the City of Green Bay Parks and Recreation areas.

CIP-Expenditure

City Expenditure ID	258				
Expenditure Name	**3/4 Ton reg Cab W/Service Body Body - Unit 92**			**City Project ID**	0
Expenditure Type	FLEET	**Expenditure Status**	ACTIVE		
Category	Park & Rec	**Priority**	1		

Department Details

Department	Parks	**Department Head**	D. DITSCHEIT	**Project Contact**	G. BARTA

Budget Information

Add/Replace	Replace	**Replacing Asset**	92	**Mileage**	64165
Useful Life	10	**Condition**	Fair	**Age of Equipment**	14

Financial Information

Total Project Cost	
Initial Cost	31,000.00
Maintenace/Cost of Operation	$222.00
Maintenance Cost Over 5 years	$1,110.00
TOTAL INVESTMENT	$32,110.00
Est Salvage Value of Asset	$1,000.00
EST INITIAL INVESTMENT	$30,000.00

Description of Expenditure

1/2 FULL SIZE VAN

Justification Information

Pickup is replacing a 1/2 Full size van. Van bought in 2006 with a useful life expectancy of 2015. Unit is no longer serviceable.

MUNIS Financial Information

Funding Source	$30,000.00	General Levy Borrowing	2024
	$30,000.00		
Expenditure	$30,000.00	3/4 Ton Reg Cab w/Service Body Cap - Unit 92	2024
	$30,000.00		

How will this improve our service level and efficiency

Necessary for services and maintenance requirements throughout the City of Green Bay Parks and Recreation areas.

CIP-Expenditure

City Expenditure ID	250				
Expenditure Name	**3/4 TON PICKUP W/SERVICE CAP - Unit 94**			**City Project ID**	0
Expenditure Type	FLEET	**Expenditure Status**	ACTIVE		
Category	Park & Rec	**Priority**	1		

Department Details

Department	Parks	**Department Head**	D. DITSCHEIT	**Project Contact**	G. BARTA

Budget Information

Add/Replace	Replace	**Replacing Asset**	94	**Mileage**	46167
Useful Life	20	**Condition**	Poor	**Age of Equipment**	26

Financial Information

Total Project Cost	
Initial Cost	42,000.00
Maintenace/Cost of Operation	$181.00
Maintenance Cost Over 5 years	$905.00
TOTAL INVESTMENT	$42,905.00
Est Salvage Value of Asset	$1,000.00
EST INITIAL INVESTMENT	$41,000.00

Description of Expenditure

3/4 TON PICKUP WITH FLATBED

Justification Information

3/4 ton regular cab 4x4 w/service body cap replacing unit 94, 3/4 ton P/U With flatbed bought in 1994 with a useful life expectancy of 2004. Unit is no longer serviceable. Replacement Vehicle to be used in daily and weekend operations with the park and recreation maintenance department. Vehicle is vital to the continued success of the park department in the servicing of 60 parks, to include trails and beauty spots such as City Deck and Leight Park

MUNIS Financial Information

Funding Source	$41,000.00	General Levy Borrowing	2023
	$41,000.00		
Expenditure	$41,000.00	3/4 Ton Reg Cab w/Service Body Cap - Unit 94	2023
	$41,000.00		

How will this improve our service level and efficiency

Necessary for services and maintenance requirements throughout the City of Green Bay Parks and Recreation areas.

CIP-Expenditure

City Expenditure ID	239				
Expenditure Name	**33,000 GVW TRUCK W/DUMP BODY - Unit 50**			**City Project ID**	0
Expenditure Type	FLEET	**Expenditure Status**	ACTIVE		
Category	Park & Rec	**Priority**	1		

Department Details

Department	Parks	**Department Head**	D. DITSCHEIT	**Project Contact**	G. BARTA

Budget Information

Add/Replace	Replace	**Replacing Asset**	63	**Mileage**	44716
Useful Life	10	**Condition**	Fair	**Age of Equipment**	16

Financial Information

Total Project Cost	
Initial Cost	125,000.00
Maintenace/Cost of Operation	$1,710.00
Maintenance Cost Over 5 years	$8,550.00
TOTAL INVESTMENT	$133,550.00
Est Salvage Value of Asset	$0.00
EST INITIAL INVESTMENT	$125,000.00

Description of Expenditure

33,000 gvw truck with 8x16 chipper box with hoist

Justification Information

33,000 GVW Truck with 8x1 Chipper box with hoist replacing unit 63 4x2 truck with chipper box bought in 2007 expectancy 2018. Unit is no longer servicable. Replacement Vehicle to be used in daily and weekend operations with the park and recreation maintenance department. Vehicle is vital to the continued success of the park department in the servicing of 60 parks.

MUNIS Financial Information

Funding Source	$125,000.00	General Levy Borrowing	2024
	$125,000.00		
Expenditure	$125,000.00	33,000 GVW Chipper Truck - Unit 50	2024
	$125,000.00		

How will this improve our service level and efficiency

Necessary for services and maintenance requirements throughout the City of Green Bay Parks and Recreation areas.

CIP-Expenditure

City Expenditure ID	249				
Expenditure Name	**FORD F750 PICKUP TRUCK W/DUMP BODY Unit 11**			**City Project ID**	0
Expenditure Type	FLEET	**Expenditure Status**	ACTIVE		
Category	Park & Rec	**Priority**	1		

Department Details

Department	Parks	**Department Head**	D. DITSCHEIT	**Project Contact**	G. BARTA

Budget Information

Add/Replace	Replace	**Replacing Asset**	17	**Mileage**	44044
Useful Life	20	**Condition**	Fair	**Age of Equipment**	22

Financial Information

Total Project Cost	
Initial Cost	108,000.00
Maintenace/Cost of Operation	$5,619.00
Maintenance Cost Over 5 years	$28,095.00
TOTAL INVESTMENT	$136,095.00
Est Salvage Value of Asset	$1,000.00
EST INITIAL INVESTMENT	$107,000.00

Description of Expenditure

FORD F750 PICKUP TRUCK W/DUMP BODY

Justification Information

33,000 GVW Truck w/Dump Body replacing unit 17, Ford F750 Pickup Truck with dump body bought in 2001 with a useful life expectancy of 2015. Unit is no longer serviceable.Replacement Vehicle to be used in daily and weekend operations with the park and recreation maintenance department. Vehicle is vital to the continued success of the park department in the servicing of 60 parks, to include trails and beauty spots such as City Deck and Leight Park

MUNIS Financial Information

Funding Source	$107,000.00	General Levy Borrowing	2022
	$107,000.00		
Expenditure	$107,000.00	33,000 GVW Truck w/Dump Body - Unit 11	2022
	$107,000.00		

How will this improve our service level and efficiency

Necessary for services and maintenance requirements throughout the City of Green Bay Parks and Recreation areas.

CIP-Expenditure

City Expenditure ID	237				
Expenditure Name	**3/4 Ton 4x4 - Unit 27**			**City Project ID**	0
Expenditure Type	FLEET	**Expenditure Status**	ACTIVE		
Category	Park & Rec	**Priority**	1		

Department Details

Department	Parks	**Department Head**	D. DITSCHEIT	**Project Contact**	G. BARTA

Budget Information

Add/Replace	Replace	**Replacing Asset**	27	**Mileage**	90000
Useful Life	10	**Condition**	Poor	**Age of Equipment**	15

Financial Information

Total Project Cost	
Initial Cost	39,500.00
Maintenace/Cost of Operation	$616.00
Maintenance Cost Over 5 years	$3,080.00
TOTAL INVESTMENT	$42,580.00
Est Salvage Value of Asset	$1,000.00
EST INITIAL INVESTMENT	$38,500.00

Description of Expenditure

4x4 PICKUP with regular cab and plow

Justification Information

Replacing unit 27, 4x4 pickup with short box bought in 2008 with a useful life expectancy of 2017. Unit is no longer serviceable. Replacement Vehicle to be used in daily and weekend operations with the park and recreation maintenance department. Vehicle is vital to the continued success of the park department in the servicing of 60 parks, to include trails and beauty spots such as City Deck and Leight Park

MUNIS Financial Information

Funding Source	$38,500.00	General Levy Borrowing	2021
	$38,500.00		
Expenditure	$38,500.00	4x4 Pickup with Plow Unit 27	2021
	$38,500.00		

How will this improve our service level and efficiency

Necessary for services and maintenance requirements throughout the City of Green Bay Parks and Recreation areas.

CIP-Expenditure

City Expenditure ID	248				
Expenditure Name	**SUV - Unit 2**			**City Project ID**	0
Expenditure Type	FLEET	**Expenditure Status**	ACTIVE		
Category	Park & Rec	**Priority**	1		

Department Details

Department	Parks	**Department Head**	D. DITSCHEIT	**Project Contact**	G. BARTA

Budget Information

Add/Replace	Replace	**Replacing Asset**	2	**Mileage**	31228
Useful Life	20	**Condition**	Good	**Age of Equipment**	22

Financial Information

Total Project Cost	
Initial Cost	25,000.00
Maintenace/Cost of Operation	$451.00
Maintenance Cost Over 5 years	$2,255.00
TOTAL INVESTMENT	$27,255.00
Est Salvage Value of Asset	$1,000.00
EST INITIAL INVESTMENT	$24,000.00

Description of Expenditure

FORD FOCUS

Justification Information

SUV replacing unit 2, Ford Focus bought in 2001 with a useful life expectancy of 2026. Unit is no longer serviceable. Unit is necessary for inspection and assistance throughout the City of Green Bay Parks & Rec areas by Recreational Supervisor. Vehicle does not perform needed tasks

MUNIS Financial Information

Funding Source	$24,000.00	General Levy Borrowing	2022
	$24,000.00		
Expenditure	$24,000.00	Sport Utility Vehicle - Unit 2	2022
	$24,000.00		

How will this improve our service level and efficiency

Necessary for services and maintenance requirements throughout the City of Green Bay Parks and Recreation areas.

CIP-Expenditure

City Expenditure ID	245				
Expenditure Name	**SUV - Unit 1**			**City Project ID**	0
Expenditure Type	FLEET	**Expenditure Status**	ACTIVE		
Category	Park & Rec	**Priority**	1		

Department Details

Department	Parks	**Department Head**	D. DITSCHEIT	**Project Contact**	G. BARTA

Budget Information

Add/Replace	Replace	**Replacing Asset**	1	**Mileage**	51026
Useful Life	20	**Condition**	Fair	**Age of Equipment**	19

Financial Information

Total Project Cost	
Initial Cost	25,000.00
Maintenace/Cost of Operation	$254.00
Maintenance Cost Over 5 years	$1,270.00
TOTAL INVESTMENT	$26,270.00
Est Salvage Value of Asset	$1,000.00
EST INITIAL INVESTMENT	$24,000.00

Description of Expenditure

FORD FOCUS

Justification Information

SUV replacing unit 1, Ford Focus bought in 2001 with a useful life expectancy of 2020. Unit is no longer serviceable. Vehicle does not perform needed tasks. Replacement Vehicle to be used in daily and weekend operations with the park and recreation maintenance department. Vehicle is vital to the continued success of the park department in the servicing of 60 parks, to include trails and beauty spots such as City Deck and Leight Park

MUNIS Financial Information

Funding Source	$24,000.00	General Levy Borrowing	2022
	$24,000.00		
Expenditure	$24,000.00	Sport Utility Vehicle - Unit 1	2022
	$24,000.00		

How will this improve our service level and efficiency

Necessary for services and maintenance requirements throughout the City of Green Bay Parks and Recreation areas.

CIP-Expenditure

City Expenditure ID	246				
Expenditure Name	**SUV - Unit 68**			**City Project ID**	0
Expenditure Type	FLEET	**Expenditure Status**	ACTIVE		
Category	Park & Rec	**Priority**	1		

Department Details

Department	Parks	**Department Head**	D. DITSCHEIT	**Project Contact**	G. BARTA

Budget Information

Add/Replace	Replace	**Replacing Asset**	68	**Mileage**	18660
Useful Life	10	**Condition**	Excellent	**Age of Equipment**	15

Financial Information

Total Project Cost	
Initial Cost	26,000.00
Maintenace/Cost of Operation	$2.00
Maintenance Cost Over 5 years	$10.00
TOTAL INVESTMENT	$26,010.00
Est Salvage Value of Asset	$0.00
EST INITIAL INVESTMENT	$26,000.00

Description of Expenditure

FORD TRANSIT CONNECT VAN

Justification Information

SUV replacing unit 68, Ford Transit Connect Van bought in 2013 with a useful life expectancy of 2022. Vehicle does not perform needed tasks and will be donated to the GBPD at no cost to the city.

MUNIS Financial Information

Funding Source	$26,000.00	General Levy Borrowing	2023
	$26,000.00		
Expenditure	$26,000.00	Sport Utility Vehicle - Unit 68	2023
	$26,000.00		

How will this improve our service level and efficiency

Necessary for services and maintenance requirements throughout the City of Green Bay Parks and Recreation areas.

CIP-Expenditure

City Expenditure ID	376				
Expenditure Name	**Replacement Bus - 1106**			**City Project ID**	0
Expenditure Type	FLEET	**Expenditure Status**	ACTIVE		
Category	Other	**Priority**	1		

Department Details

Department	Transit Administration	**Department Head**	Patty Kiewiz	**Project Contact**	Patty Kiewiz

Budget Information

Add/Replace	Replace	**Replacing Asset**	1106	**Mileage**	316462
Useful Life	15	**Condition**	Good	**Age of Equipment**	9

Financial Information

Total Project Cost	
Initial Cost	107,000.00
Maintenace/Cost of Operation	$0.00
Maintenance Cost Over 5 years	$0.00
TOTAL INVESTMENT	$107,000.00
Est Salvage Value of Asset	$0.00
EST INITIAL INVESTMENT	$107,000.00

Description of Expenditure

2011 GILLIG (35 FT LF) MODEL G27B102N4

Justification Information

Initial cost above is local share only. Full purchase cost of a transit bus is approximately $535,000. Typically 80% is federally funded. Remaining 20% is the local responsibility.

MUNIS Financial Information

Funding Source	$107,000.00	General Levy Borrowing	2024
	$107,000.00		
Expenditure	$107,000.00	Replacement Bus - 1106	2024
	$107,000.00		

How will this improve our service level and efficiency

Public transit buses are replaced based off of federal asset management requirements and when federal funding is available. Typically Green Bay Metro maintains and utilizes buses till they are no longer deemed safe for the road. As many new advancements in emissions and technology have become available, federal funding levels have not been adequate to allow buses to be replaced for these purposes only. When buses are replaced the reduced emissions have been substantial. Dependable vehicles also prevent time delays that may occur with in service breakdowns.

CIP-Expenditure

City Expenditure ID	372				
Expenditure Name	**Replacement Bus - 1102**			**City Project ID**	0
Expenditure Type	FLEET	**Expenditure Status**	ACTIVE		
Category	Other	**Priority**	1		

Department Details

Department	Transit Administration	**Department Head**	Patty Kiewiz	**Project Contact**	Patty Kiewiz

Budget Information

Add/Replace	Replace	**Replacing Asset**	1102	**Mileage**	309779
Useful Life	15	**Condition**	Poor	**Age of Equipment**	9

Financial Information

Total Project Cost	
Initial Cost	104,000.00
Maintenace/Cost of Operation	$0.00
Maintenance Cost Over 5 years	$0.00
TOTAL INVESTMENT	$104,000.00
Est Salvage Value of Asset	$0.00
EST INITIAL INVESTMENT	$104,000.00

Description of Expenditure

2011 GILLIG (35 FT LF) MODEL G27B102N4

Justification Information

Initial cost above is local share only. Full purchase cost of a transit bus is approximately $520,000. Typically 80% is federally funded. Remaining 20% is the local responsibility.

MUNIS Financial Information

Funding Source	$104,000.00	General Levy Borrowing	2023
	$104,000.00		
Expenditure	$104,000.00	Replacement Bus - 1102	2023
	$104,000.00		

How will this improve our service level and efficiency

Public transit buses are replaced based off of federal asset management requirements and when federal funding is available. Typically Green Bay Metro maintains and utilizes buses till they are no longer deemed safe for the road. As many new advancements in emissions and technology have become available, federal funding levels have not been adequate to allow buses to be replaced for these purposes only. When buses are replaced the reduced emissions have been substantial. Dependable vehicles also prevent time delays that may occur with in service breakdowns.

CIP-Expenditure

City Expenditure ID	373				
Expenditure Name	**Replacement Bus - 1103**			**City Project ID**	0
Expenditure Type	FLEET	**Expenditure Status**	ACTIVE		
Category	Other	**Priority**	1		

Department Details

Department	Transit Administration	**Department Head**	Patty Kiewiz	**Project Contact**	Patty Kiewiz

Budget Information

Add/Replace	Replace	**Replacing Asset**	1103	**Mileage**	300576
Useful Life	15	**Condition**	Fair	**Age of Equipment**	9

Financial Information

Total Project Cost	
Initial Cost	107,000.00
Maintenace/Cost of Operation	$0.00
Maintenance Cost Over 5 years	$0.00
TOTAL INVESTMENT	$107,000.00
Est Salvage Value of Asset	$0.00
EST INITIAL INVESTMENT	$107,000.00

Description of Expenditure

2011 GILLIG (35 FT LF) MODEL G27B102N4

Justification Information

Initial cost above is local share only. Full purchase cost of a transit bus is approximately $535,000. Typically 80% is federally funded. Remaining 20% is the local responsibility.

MUNIS Financial Information

Funding Source	$107,000.00	General Levy Borrowing	2024
	$107,000.00		
Expenditure	$107,000.00	Replacement Bus - 1103	2024
	$107,000.00		

How will this improve our service level and efficiency

Public transit buses are replaced based off of federal asset management requirements and when federal funding is available. Typically Green Bay Metro maintains and utilizes buses till they are no longer deemed safe for the road. As many new advancements in emissions and technology have become available, federal funding levels have not been adequate to allow buses to be replaced for these purposes only. When buses are replaced the reduced emissions have been substantial. Dependable vehicles also prevent time delays that may occur with in service breakdowns.

CIP-Expenditure

City Expenditure ID	374				
Expenditure Name	**Replacement Bus - 1104**			**City Project ID**	0
Expenditure Type	FLEET	**Expenditure Status**	ACTIVE		
Category	Other	**Priority**	1		

Department Details

Department	Transit Administration	**Department Head**	Patty Kiewiz	**Project Contact**	Patty Kiewiz

Budget Information

Add/Replace	Replace	**Replacing Asset**	1104	**Mileage**	107500
Useful Life	15	**Condition**	Good	**Age of Equipment**	9

Financial Information

Total Project Cost	
Initial Cost	107,000.00
Maintenace/Cost of Operation	$0.00
Maintenance Cost Over 5 years	$0.00
TOTAL INVESTMENT	$107,000.00
Est Salvage Value of Asset	$0.00
EST INITIAL INVESTMENT	$107,000.00

Description of Expenditure

2011 GILLIG (35 FT LF) MODEL G27B102N4

Justification Information

Initial cost above is local share only. Full purchase cost of a transit bus is approximately $535,000. Typically 80% is federally funded. Remaining 20% is the local responsibility.

MUNIS Financial Information

Funding Source	$107,000.00	General Levy Borrowing	2024
	$107,000.00		
Expenditure	$107,000.00	Replacement Bus - 1104	2024
	$107,000.00		

How will this improve our service level and efficiency

Public transit buses are replaced based off of federal asset management requirements and when federal funding is available. Typically Green Bay Metro maintains and utilizes buses till they are no longer deemed safe for the road. As many new advancements in emissions and technology have become available, federal funding levels have not been adequate to allow buses to be replaced for these purposes only. When buses are replaced the reduced emissions have been substantial. Dependable vehicles also prevent time delays that may occur with in service breakdowns.

CIP-Expenditure

City Expenditure ID	375				
Expenditure Name	**Replacement Bus - 1105**			**City Project ID**	0
Expenditure Type	FLEET	**Expenditure Status**	ACTIVE		
Category	Other	**Priority**	1		

Department Details

Department	Transit Administration	**Department Head**	Patty Kiewiz	**Project Contact**	Patty Kiewiz

Budget Information

Add/Replace	Replace	**Replacing Asset**	1105	**Mileage**	306113
Useful Life	15	**Condition**	Good	**Age of Equipment**	9

Financial Information

Total Project Cost	
Initial Cost	107,000.00
Maintenace/Cost of Operation	$0.00
Maintenance Cost Over 5 years	$0.00
TOTAL INVESTMENT	$107,000.00
Est Salvage Value of Asset	$0.00
EST INITIAL INVESTMENT	$107,000.00

Description of Expenditure

2011 GILLIG (35 FT LF) MODEL G27B102N4

Justification Information

Initial cost above is local share only. Full purchase cost of a transit bus is approximately $535,000. Typically 80% is federally funded. Remaining 20% is the local responsibility.

MUNIS Financial Information

Funding Source	$107,000.00	General Levy Borrowing	2024
	$107,000.00		
Expenditure	$107,000.00	Replacement Bus - 1105	2024
	$107,000.00		

How will this improve our service level and efficiency

Public transit buses are replaced based off of federal asset management requirements and when federal funding is available. Typically Green Bay Metro maintains and utilizes buses till they are no longer deemed safe for the road. As many new advancements in emissions and technology have become available, federal funding levels have not been adequate to allow buses to be replaced for these purposes only. When buses are replaced the reduced emissions have been substantial. Dependable vehicles also prevent time delays that may occur with in service breakdowns.

CIP-Expenditure

City Expenditure ID	362				
Expenditure Name	**Replacement Bus - 901**			**City Project ID**	0
Expenditure Type	FLEET	**Expenditure Status**	ACTIVE		
Category	Other	**Priority**	2		

Department Details

Department	Transit Administration	**Department Head**	Patty Kiewiz	**Project Contact**	Patty Kiewiz

Budget Information

Add/Replace	Replace	**Replacing Asset**	901	**Mileage**	335690
Useful Life	15	**Condition**	Fair	**Age of Equipment**	11

Financial Information

Total Project Cost	
Initial Cost	101,000.00
Maintenace/Cost of Operation	$0.00
Maintenance Cost Over 5 years	$0.00
TOTAL INVESTMENT	$101,000.00
Est Salvage Value of Asset	$0.00
EST INITIAL INVESTMENT	$101,000.00

Description of Expenditure

Replacement bus for 2009 New Flyer - D35LF

Justification Information

Initial cost above is local share only. Full purchase cost of a transit bus is approximately $505,000. Typically 80% is federally funded. Remaining 20% is the local responsibility.

MUNIS Financial Information

Funding Source	$101,000.00	General Levy Borrowing	2022
	$101,000.00		
Expenditure	$101,000.00	Replacement Bus - 901	2022
	$101,000.00		

How will this improve our service level and efficiency

Public transit buses are replaced based off of federal asset management requirements and when federal funding is available. Typically Green Bay Metro maintains and utilizes buses till they are no longer deemed safe for the road. As many new advancements in emissions and technology have become available, federal funding levels have not been adequate to allow buses to be replaced for these purposes only. When buses are replaced the reduced emissions have been substantial. Dependable vehicles also prevent time delays that may occur with in service breakdowns.

CIP-Expenditure

City Expenditure ID	363				
Expenditure Name	**Replacement Bus - 902**			**City Project ID**	0
Expenditure Type	FLEET	**Expenditure Status**	ACTIVE		
Category	Other	**Priority**	2		

Department Details

Department	Transit Administration	**Department Head**	Patty Kiewiz	**Project Contact**	Patty Kiewiz

Budget Information

Add/Replace	Replace	**Replacing Asset**	902	**Mileage**	323168
Useful Life	15	**Condition**	Fair	**Age of Equipment**	11

Financial Information

Total Project Cost	
Initial Cost	101,000.00
Maintenace/Cost of Operation	$0.00
Maintenance Cost Over 5 years	$0.00
TOTAL INVESTMENT	$101,000.00
Est Salvage Value of Asset	$0.00
EST INITIAL INVESTMENT	$101,000.00

Description of Expenditure

2009 New Flyer - D35LF

Justification Information

Initial cost above is local share only. Full purchase cost of a transit bus is approximately $505,000. Typically 80% is federally funded. Remaining 20% is the local responsibility.

MUNIS Financial Information

Funding Source	$101,000.00	General Levy Borrowing	2022
	$101,000.00		
Expenditure	$101,000.00	Replacement Bus - 902	2022
	$101,000.00		

How will this improve our service level and efficiency

Public transit buses are replaced based off of federal asset management requirements and when federal funding is available. Typically Green Bay Metro maintains and utilizes buses till they are no longer deemed safe for the road. As many new advancements in emissions and technology have become available, federal funding levels have not been adequate to allow buses to be replaced for these purposes only. When buses are replaced the reduced emissions have been substantial. Dependable vehicles also prevent time delays that may occur with in service breakdowns.

CIP-Expenditure

City Expenditure ID	364				
Expenditure Name	**Replacement Bus - 903**			**City Project ID**	0
Expenditure Type	FLEET	**Expenditure Status**	ACTIVE		
Category	Other	**Priority**	1		

Department Details

Department	Transit Administration	**Department Head**	Patty Kiewiz	**Project Contact**	Patty Kiewiz

Budget Information

Add/Replace	Replace	**Replacing Asset**	903	**Mileage**	309130
Useful Life	15	**Condition**	Fair	**Age of Equipment**	11

Financial Information

Total Project Cost	
Initial Cost	101,000.00
Maintenace/Cost of Operation	$0.00
Maintenance Cost Over 5 years	$0.00
TOTAL INVESTMENT	$101,000.00
Est Salvage Value of Asset	$0.00
EST INITIAL INVESTMENT	$101,000.00

Description of Expenditure

2009 New Flyer - D35LF

Justification Information

Initial cost above is local share only. Full purchase cost of a transit bus is approximately $505,000. Typically 80% is federally funded. Remaining 20% is the local responsibility.

MUNIS Financial Information

Funding Source	$101,000.00	General Levy Borrowing	2022
	$101,000.00		
Expenditure	$101,000.00	Replacement Bus - 903	2022
	$101,000.00		

How will this improve our service level and efficiency

Public transit buses are replaced based off of federal asset management requirements and when federal funding is available. Typically Green Bay Metro maintains and utilizes buses till they are no longer deemed safe for the road. As many new advancements in emissions and technology have become available, federal funding levels have not been adequate to allow buses to be replaced for these purposes only. When buses are replaced the reduced emissions have been substantial. Dependable vehicles also prevent time delays that may occur with in service breakdowns.

CIP-Expenditure

City Expenditure ID	366				
Expenditure Name	**Replacement Bus - 905**			**City Project ID**	0
Expenditure Type	FLEET	**Expenditure Status**	ACTIVE		
Category	Other	**Priority**	1		

Department Details

Department	Transit Administration	**Department Head**	Patty Kiewiz	**Project Contact**	Patty Kiewiz

Budget Information

Add/Replace	Replace	**Replacing Asset**	905	**Mileage**	334374
Useful Life	15	**Condition**	Poor	**Age of Equipment**	11

Financial Information

Total Project Cost	
Initial Cost	101,000.00
Maintenace/Cost of Operation	$0.00
Maintenance Cost Over 5 years	$0.00
TOTAL INVESTMENT	$101,000.00
Est Salvage Value of Asset	$0.00
EST INITIAL INVESTMENT	$101,000.00

Description of Expenditure

2009 New Flyer - D35LF

Justification Information

Initial cost above is local share only. Full purchase cost of a transit bus is approximately $505,000. Typically 80% is federally funded. Remaining 20% is the local responsibility.

MUNIS Financial Information

Funding Source	$101,000.00	General Levy Borrowing	2022
	$101,000.00		
Expenditure	$101,000.00	Replacement Bus - 905	2022
	$101,000.00		

How will this improve our service level and efficiency

Public transit buses are replaced based off of federal asset management requirements and when federal funding is available. Typically Green Bay Metro maintains and utilizes buses till they are no longer deemed safe for the road. As many new advancements in emissions and technology have become available, federal funding levels have not been adequate to allow buses to be replaced for these purposes only. When buses are replaced the reduced emissions have been substantial. Dependable vehicles also prevent time delays that may occur with in service breakdowns.

CIP-Expenditure

City Expenditure ID	367				
Expenditure Name	**Replacement Bus - 906**			**City Project ID**	0
Expenditure Type	FLEET	**Expenditure Status**	ACTIVE		
Category	Other	**Priority**	1		

Department Details

Department	Transit Administration	**Department Head**	Patty Kiewiz	**Project Contact**	Patty Kiewiz

Budget Information

Add/Replace	Replace	**Replacing Asset**	906	**Mileage**	323322
Useful Life	15	**Condition**	Good	**Age of Equipment**	11

Financial Information

Total Project Cost	
Initial Cost	104,000.00
Maintenace/Cost of Operation	$0.00
Maintenance Cost Over 5 years	$0.00
TOTAL INVESTMENT	$104,000.00
Est Salvage Value of Asset	$0.00
EST INITIAL INVESTMENT	$104,000.00

Description of Expenditure

2009 New Flyer - D35LF

Justification Information

Initial cost above is local share only. Full purchase cost of a transit bus is approximately $520,000. Typically 80% is federally funded. Remaining 20% is the local responsibility.

MUNIS Financial Information

Funding Source	$104,000.00	General Levy Borrowing	2023
	$104,000.00		
Expenditure	$104,000.00	Replacement Bus - 906	2023
	$104,000.00		

How will this improve our service level and efficiency

Public transit buses are replaced based off of federal asset management requirements and when federal funding is available. Typically Green Bay Metro maintains and utilizes buses till they are no longer deemed safe for the road. As many new advancements in emissions and technology have become available, federal funding levels have not been adequate to allow buses to be replaced for these purposes only. When buses are replaced the reduced emissions have been substantial. Dependable vehicles also prevent time delays that may occur with in service breakdowns.

CIP-Expenditure

City Expenditure ID	370				
Expenditure Name	**Replacement Bus - 909**			**City Project ID**	0
Expenditure Type	FLEET	**Expenditure Status**	ACTIVE		
Category	Other	**Priority**	1		

Department Details

Department	Transit Administration	**Department Head**	Patty Kiewiz	**Project Contact**	Patty Kiewiz

Budget Information

Add/Replace	Replace	**Replacing Asset**	909	**Mileage**	316908
Useful Life	15	**Condition**	Poor	**Age of Equipment**	11

Financial Information

Total Project Cost	
Initial Cost	104,000.00
Maintenace/Cost of Operation	$0.00
Maintenance Cost Over 5 years	$0.00
TOTAL INVESTMENT	$104,000.00
Est Salvage Value of Asset	$0.00
EST INITIAL INVESTMENT	$104,000.00

Description of Expenditure

2009 New Flyer - D35LF

Justification Information

Initial cost above is local share only. Full purchase cost of a transit bus is approximately $520,000. Typically 80% is federally funded. Remaining 20% is the local responsibility.

MUNIS Financial Information

Funding Source	$104,000.00	General Levy Borrowing	2023
	$104,000.00		
Expenditure	$104,000.00	Replacement Bus - 909	2023
	$104,000.00		

How will this improve our service level and efficiency

Public transit buses are replaced based off of federal asset management requirements and when federal funding is available. Typically Green Bay Metro maintains and utilizes buses till they are no longer deemed safe for the road. As many new advancements in emissions and technology have become available, federal funding levels have not been adequate to allow buses to be replaced for these purposes only. When buses are replaced the reduced emissions have been substantial. Dependable vehicles also prevent time delays that may occur with in service breakdowns.

CIP-Expenditure

City Expenditure ID	371				
Expenditure Name	**Replacement Bus - 1101**			**City Project ID**	0
Expenditure Type	FLEET	**Expenditure Status**	ACTIVE		
Category	Other	**Priority**	1		

Department Details

Department	Transit Administration	**Department Head**	Patty Kiewiz	**Project Contact**	Patty Kiewiz

Budget Information

Add/Replace	Replace	**Replacing Asset**	1101	**Mileage**	305797
Useful Life	15	**Condition**	Good	**Age of Equipment**	9

Financial Information

Total Project Cost	
Initial Cost	104,000.00
Maintenace/Cost of Operation	$0.00
Maintenance Cost Over 5 years	$0.00
TOTAL INVESTMENT	$104,000.00
Est Salvage Value of Asset	$0.00
EST INITIAL INVESTMENT	$104,000.00

Description of Expenditure

2011 GILLIG (35 FT LF) MODEL G27B102N4

Justification Information

Initial cost above is local share only. Full purchase cost of a transit bus is approximately $520,000. Typically 80% is federally funded. Remaining 20% is the local responsibility.

MUNIS Financial Information

Funding Source	$104,000.00	General Levy Borrowing	2023
	$104,000.00		
Expenditure	$104,000.00	Replacement Bus - 1101	2023
	$104,000.00		

How will this improve our service level and efficiency

Public transit buses are replaced based off of federal asset management requirements and when federal funding is available. Typically Green Bay Metro maintains and utilizes buses till they are no longer deemed safe for the road. As many new advancements in emissions and technology have become available, federal funding levels have not been adequate to allow buses to be replaced for these purposes only. When buses are replaced the reduced emissions have been substantial. Dependable vehicles also prevent time delays that may occur with in service breakdowns.

CIP-Expenditure

City Expenditure ID	603				
Expenditure Name	**Replacement Bus - 1108**			**City Project ID**	0
Expenditure Type	FLEET	**Expenditure Status**	ACTIVE		
Category	Other	**Priority**	2		

Department Details

Department	Transit Administration	**Department Head**	Patricia Kiewiz	**Project Contact**	Patricia Kiewiz

Budget Information

Add/Replace	Replace	**Replacing Asset**	1108	**Mileage**	360250
Useful Life	15	**Condition**	Good	**Age of Equipment**	10

Financial Information

Total Project Cost	
Initial Cost	110,000.00
Maintenace/Cost of Operation	$0.00
Maintenance Cost Over 5 years	$0.00
TOTAL INVESTMENT	$110,000.00
Est Salvage Value of Asset	$0.00
EST INITIAL INVESTMENT	$110,000.00

Description of Expenditure

Replacement bus for 2011 GILLIG - D35LF

Justification Information

Initial cost above is local share only. Full purchase cost of a transit bus is approximately $550,000. Typically 80% is federally funded. Remaining 20% is the local responsibility.

MUNIS Financial Information

Funding Source	$110,000.00	General Levy Borrowing	2025
	$110,000.00		
Expenditure	$110,000.00	Replacement Bus - 1108	2025
	$110,000.00		

How will this improve our service level and efficiency

Public transit buses are replaced based off of federal asset management requirements and when federal funding is available. Typically Green Bay Metro maintains and utilizes buses till they are no longer deemed safe for the road. As many new advancements in emissions and technology have become available, federal funding levels have not been adequate to allow buses to be replaced for these purposes only. When buses are replaced the reduced emissions have been substantial. Dependable vehicles also prevent time delays that may occur with in service breakdowns.

CIP-Expenditure

City Expenditure ID	602				
Expenditure Name	**Replacement Bus - 1107**			**City Project ID**	0
Expenditure Type	FLEET	**Expenditure Status**	ACTIVE		
Category	Other	**Priority**	2		

Department Details

Department	Transit Administration	**Department Head**	Patricia Kiewiz	**Project Contact**	Patricia Kiewiz

Budget Information

Add/Replace	Replace	**Replacing Asset**	1107	**Mileage**	344947
Useful Life	15	**Condition**	Good	**Age of Equipment**	10

Financial Information

Total Project Cost	
Initial Cost	110,000.00
Maintenace/Cost of Operation	$0.00
Maintenance Cost Over 5 years	$0.00
TOTAL INVESTMENT	$110,000.00
Est Salvage Value of Asset	$0.00
EST INITIAL INVESTMENT	$110,000.00

Description of Expenditure

Replacement bus for 2011 GILLIG - D35LF

Justification Information

Initial cost above is local share only. Full purchase cost of a transit bus is approximately $550,000. Typically 80% is federally funded. Remaining 20% is the local responsibility.

MUNIS Financial Information

Funding Source	$110,000.00	General Levy Borrowing	2025
	$110,000.00		
Expenditure	$110,000.00	Replacement Bus - 1107	2025
	$110,000.00		

How will this improve our service level and efficiency

Public transit buses are replaced based off of federal asset management requirements and when federal funding is available. Typically Green Bay Metro maintains and utilizes buses till they are no longer deemed safe for the road. As many new advancements in emissions and technology have become available, federal funding levels have not been adequate to allow buses to be replaced for these purposes only. When buses are replaced the reduced emissions have been substantial. Dependable vehicles also prevent time delays that may occur with in service breakdowns.

CIP-Expenditure

City Expenditure ID	604				
Expenditure Name	**Replacement Bus - 1109**			**City Project ID**	0
Expenditure Type	FLEET	**Expenditure Status**	ACTIVE		
Category	Other	**Priority**	2		

Department Details

Department	Transit Administration	**Department Head**	Patricia Kiewiz	**Project Contact**	Patricia Kiewiz

Budget Information

Add/Replace	Replace	**Replacing Asset**	1109	**Mileage**	352145
Useful Life	15	**Condition**	Good	**Age of Equipment**	10

Financial Information

Total Project Cost	
Initial Cost	110,000.00
Maintenace/Cost of Operation	$0.00
Maintenance Cost Over 5 years	$0.00
TOTAL INVESTMENT	$110,000.00
Est Salvage Value of Asset	$0.00
EST INITIAL INVESTMENT	$110,000.00

Description of Expenditure

Replacement bus for 2011 GILLIG - D35LF

Justification Information

Initial cost above is local share only. Full purchase cost of a transit bus is approximately $550,000. Typically 80% is federally funded. Remaining 20% is the local responsibility.

MUNIS Financial Information

Funding Source	$110,000.00	General Levy Borrowing	2025
	$110,000.00		
Expenditure	$110,000.00	Replacement Bus - 1109	2025
	$110,000.00		

How will this improve our service level and efficiency

Public transit buses are replaced based off of federal asset management requirements and when federal funding is available. Typically Green Bay Metro maintains and utilizes buses till they are no longer deemed safe for the road. As many new advancements in emissions and technology have become available, federal funding levels have not been adequate to allow buses to be replaced for these purposes only. When buses are replaced the reduced emissions have been substantial. Dependable vehicles also prevent time delays that may occur with in service breakdowns.

CIP-Expenditure

City Expenditure ID	605				
Expenditure Name	**Replacement Bus - 1110**			**City Project ID**	0
Expenditure Type	FLEET	**Expenditure Status**	ACTIVE		
Category	Other	**Priority**	2		

Department Details

Department	Transit Administration	**Department Head**	Patricia Kiewiz	**Project Contact**	Patricia Kiewiz

Budget Information

Add/Replace	Replace	**Replacing Asset**	1110	**Mileage**	361924
Useful Life	15	**Condition**	Good	**Age of Equipment**	10

Financial Information

Total Project Cost	
Initial Cost	110,000.00
Maintenace/Cost of Operation	$0.00
Maintenance Cost Over 5 years	$0.00
TOTAL INVESTMENT	$110,000.00
Est Salvage Value of Asset	$0.00
EST INITIAL INVESTMENT	$110,000.00

Description of Expenditure

Replacement bus for 2011 GILLIG - D35LF

Justification Information

Initial cost above is local share only. Full purchase cost of a transit bus is approximately $550,000. Typically 80% is federally funded. Remaining 20% is the local responsibility.

MUNIS Financial Information

Funding Source	$110,000.00	General Levy Borrowing	2025
	$110,000.00		
Expenditure	$110,000.00	Replacement Bus - 1110	2025
	$110,000.00		

How will this improve our service level and efficiency

Public transit buses are replaced based off of federal asset management requirements and when federal funding is available. Typically Green Bay Metro maintains and utilizes buses till they are no longer deemed safe for the road. As many new advancements in emissions and technology have become available, federal funding levels have not been adequate to allow buses to be replaced for these purposes only. When buses are replaced the reduced emissions have been substantial. Dependable vehicles also prevent time delays that may occur with in service breakdowns.

CIP-Expenditure

City Expenditure ID	558				
Expenditure Name	**Parking Enforcement Vehicle**			**City Project ID**	0
Expenditure Type	FLEET	**Expenditure Status**	ACTIVE		
Category	Parking	**Priority**	1		

Department Details

Department	Parking Utility	**Department Head**	Steve Grenier	**Project Contact**	Nathan Wachtendonk

Budget Information

Add/Replace	Replace	**Replacing Asset**	P18	**Mileage**	130000
Useful Life	10	**Condition**	Poor	**Age of Equipment**	10

Financial Information

Total Project Cost	
Initial Cost	38,000.00
Maintenace/Cost of Operation	$2,000.00
Maintenance Cost Over 5 years	$10,000.00
TOTAL INVESTMENT	$48,000.00
Est Salvage Value of Asset	$2,000.00
EST INITIAL INVESTMENT	$36,000.00

Description of Expenditure

Vehicle for City-wide enforcement of parking compliance/violations

Justification Information

Parking Division programs the systematic replacement of enforcement vehicles every eight (8) years. Vehicles experience higher-than-normal mileage due to moving patrol duty, and extended idling hours. Parking Division must have reliable vehicles for enforcement duty, similar to PD.

MUNIS Financial Information

Funding Source	$36,000.00	Parking Division Capital 431	2021
	$36,000.00		
Expenditure	$36,000.00	Enforcement Vehicle	2021
	$36,000.00		

How will this improve our service level and efficiency

Parking Division programs the systematic replacement of enforcement vehicles every eight (8) years. Vehicles experience higher-than-normal mileage due to moving patrol duty, and extended idling hours. Parking Division must have reliable vehicles for enforcement duty, similar to PD.

Report to the
Personnel Committee of the City of Green Bay

MEETING DATE	PREPARED BY
May 18, 2021	

AGENDA ITEM # R.1

To approve the request to fill the following replacement positions and all subsequent vacancies resulting from internal transfers.
a. Mechanic - Parks, Recreation & Forestry
b. Sewer Worker Foreperson - Public Works

BACKGROUND

RECOMMENDATION

FISCAL IMPACT

ATTACHMENTS

1. Request to Fill Memo 5.11.2021
2. Mechanic - J. Van Laanen 05.14.21
3. Sewer Worker Foreperson - S. Martens 05.04.21

MEMORANDUM

Human Resources Department

To: Personnel Committee
Joe Faulds, Human Resources Director

From: Sarah Fidler
Human Resources Generalist

Re: Request to Fill Vacant Positions

Date: May 11, 2021

The Human Resources Department is requesting authorization to fill the following replacement positions approved as part of the 2021 budget and all subsequent vacancies resulting from internal transfers. The justification reports are attached.

• Mechanic – Replacement position due to the resignation of Josh VanLaanen effective May 14, 2021. Salary range: $24.74 to $29.09 per hour
• Sewer Worker Foreperson – Replacement position due to a vacancy effective May 4, 2021. Salary range: $26.91 to $31.65 per hour

Position Fill Request
Justification Report
May 3, 2021

Position Title: Mechanic

1. **If this position is a replacement position, please indicate the reasons for the vacancy. If this is not a replacement position, please indicate the reasons for requesting the position.**

   ___X___Replacement Position _____Not a Replacement Position

   Josh VanLaanen is resigning his position as a Mechanic with the City of Green Bay effective May 14, 2021.

2. **Is this position included in the current budget? If not, please list how this position will be funded (grant, internship, etc.). Please list the salary range of the position.**

   This is a position funded in the 2021 budget with 100% in the General Fund 101: Division 630 Parks. The Mechanic position is in pay grade H of the City pay plan. The current rate of pay is $24.74 - $29.09 per hour.

3. **Please list the functions and any special information regarding this position.**

   This position is responsible for year-round repair and maintenance of Park and Forestry vehicles and equipment.

4. **Does the position generate revenue or reduce expenses? If so, provide an estimated amount.**

   No.

5. **Please explain why current staff is unable to absorb duties of this position.**

   Vehicle and equipment repairs are done to ensure preventive maintenance has taken place. This position also works on deferred maintenance projects and the Bay Beach rides during the on and off seasons to assist with ensuring all equipment meets safety and production standards. Position also provides fabricating for special products and needs throughout the Park and Rec properties.

6. **If duties of position are presently being done, how are they done?**

   All duties are done by the five current Park Mechanics and one from Forestry. However, we are still behind on repairs to vehicles, equipment because of the reduction in spending during 2020 due to the pandemic and reduced revenue.

7. **What service would be reduced or eliminated if this position is not filled?**

   Park, Forestry and Bay Beach equipment would be down for unacceptable periods of time. Mechanics also perform safety evaluations of Park and Forestry Equipment, and we do not want to reduce the safety of park patrons and other City employees.

8. What are the alternative methods and costs of accomplishing the work?

Having a fully staffed mechanical operation is the most efficient and economical method of inspecting, repairing, and improving Park, Forestry, and Bay Beach equipment. The vehicles, rides, and equipment at Bay Beach that our mechanics maintain are so diverse and eclectic that it would (and does) take years of experience to do the job properly.

9. Are there union issues?

No.

10. Other supporting comments.

In order to have our Park Department Vehicles and Equipment maintained and available for all of our Vehicles and equipment our Parks and Forestry Department are able to perform all the necessary upkeep to include tree trimming and removal, cutting mowing, etc., of all of our Parks, trails and greenways.

Position Fill Request
Justification Report
May 5, 2021

Position Title: Sewer Worker Foreperson – DPW Utility Division/Sewer Section

1. **If this position is a replacement position, please indicate the reasons for the vacancy. If this is not a replacement position, please indicate the reasons for requesting the position.**

   _X_____ Replacement Position _____ Not a Replacement Position

   This position is vacant as the result of the end of employment of Sewer Worker Foreperson, Scott Martens, effective May 4, 2021.

2. **Is this position included in the current budget? If not, please list how this position will be funded (grant, internship, etc.). Please list the salary range of the position.**

   Yes, this position is currently funded through the City's Sanitary Sewerage District and Stormwater Utility operating budgets. The current base wage for this position is $26.91-$31.65 per hour.

3. **Please list the functions and any special information regarding this position.**

   The Sewer Worker Foreperson is responsible for daily oversight of daily activities, leading problem-solving issues, and communicating issues between field crews and the Sewer Section Superintendent. The Sewer Worker Foreperson makes sure that daily activities proceed as assigned.

4. **Does the position generate revenue or reduce expenses? If so, provide an estimated amount.**

   This position does not directly generate revenue for the City. Sewer Section is funded by sanitary and storm water user fees. The systems must operate properly for users, or they cannot be used. Also, in-house work programs reduce the need to contract out for services, and improve sewer service to City residents.

5. **Please explain why current staff is unable to absorb duties of this position.**

   This is a leadership position that requires understanding of all elements of Sewer Section functions, maintenance techniques, logistics, and associated safety issues. The Foreperson takes on a management-type role for decision-making, and work coordination/prioritization in the absence of the Superintendent, and deals with resident complaints/concerns. This position is necessary for the successful completion of Sewer Section field assignments.

6. **If duties of position are presently being done, how are they done?**

   Duties of the Sewer Worker Foreperson will be conducted by another Sewer Section Worker in the absence of a regular Foreperson. This takes away from other duties required of the Sewer Section.

7. What service would be reduced or eliminated if this position is not filled?

Sewer Section will continue to perform all of its core services. The City cannot stop maintaining its sewer systems, as they directly impact the health and welfare of residents. However, a reduction in staffing will result in a lower level of service to residents.

8. What are the alternative methods and costs of accomplishing the work?

There are no indicated alternatives to a missing key leadership position. DPW – Utility Sewer and Bridge Section must maintain proper leadership to assure the completion of daily assignments. If not, the section will cease to function. The only other alternative would be to outsource all City sewer services.

9. Are there union issues?

No

10. Other supporting comments.

None

Detail Summary of Projects Issued

4/1/2021 to 4/30/2021

Proj #	Address	Owner	Applicant	Fees Paid	Estimated $	Status
103933	BURGUNDY CT..21-6671-28	BRIAN C & LAURA L YOUNKLE		$1,476.30	$325,000.00	Pending
[1-101 - Residential - New - Single Family House] 1-STORY SINGLE FAMILY HOME W/ ATTACHED GARAGE						
104035	3551 BAY HARBOR DR..22-2049	TJDM LLC		$1,364.47	$300,000.00	Pending
[1-101 - Residential - New - Single Family House] NEW SINGLE FAMILY 1-STORY HOME W/ ATTACHED GARAGE -EC APPROVED 4/5/21						
104045	447 HARVEST RD..21-7966	PAULA & MICHAEL AULIK		$1,323.18	$250,000.00	Pending
[1-101 - Residential - New - Single Family House] NEW 1-STORY SINGLE FAMILY HOME W/ ATTACHED GARAGE EC APPROVED 4/6/21						
104063	3531 BAYWATCH DR..22-1756	ELITE LIVING LLC		$1,128.66	$280,000.00	Pending
[1-101 - Residential - New - Single Family House] NEW 1-STORY SINGLE FAMILY HOME, WITH ATTACHED GARAGE EC APPROVED 4/6/21						
104095	2909 GRAND CYPRESS LN..22-2050	TJDM LLC		$1,272.84	$290,000.00	Pending
[1-101 - Residential - New - Single Family House] EC APPROVED 4/5/21						
104112	2904 BALLY BUNION LN..22-2077	TJDM LLC		$1,374.19	$300,000.00	Pending
[1-101 - Residential - New - Single Family House] NEW SINGLE FAMILY 1 STORY HOUSE W/ ATTACHED GARAGE EC APPROVED 4/8/21						
104387	840 13th AV..2-552	GREATER GREEN BAY HABITAT FOR HUMANITY		$1,046.85	$160,000.00	Pending
[1-101 - Residential - New - Single Family House] NEW 1-STORY SINGLE FAMILY HOME W/ ATTACHED GARAGE						
103144	1267 MATHER ST..5-1712	TRAVIS D KLAPPER		$100.00	$4,000.00	Pending
[2-434 - Residential - Alteration - 1 -2 Family House] No Bedroom Withdrawn may possibly do in spring. 2/22/21 see file -Owner re-opened project 3/22/21						
103377	1653 EDISON ST..21-7035	OSWALDO & REBECCA L MARQUEZ		$50.00	$3,900.00	Closed
[2-434 - Residential - Alteration - 1 -2 Family House] Egress Window						
103998	831 S FISK ST..6-167	SRI PROPERTIES LLC		$205.00	$35,000.00	Pending
[2-434 - Residential - Alteration - 1 -2 Family House] New floors, doors ,paint, cabinets in upper, electrical based off inspection, new deck off back.						
104028	1708 13th AV..1-1306	PHILLIP J VANZEELAND		$100.00	$6,000.00	Pending
[2-434 - Residential - Alteration - 1 -2 Family House] Dinning Room Addition started under project 74586 opened new project do to incompletion withing extended time frame.						
104037	2355 BROWNING RD..21-4049	BARBARA E MUEHLETHALER		$229.10	$50,000.00	Pending
[2-434 - Residential - Alteration - 1 -2 Family House]						
104082	1638 SPRUCE ST..6-788	DAVID MORAVETZ		$50.00	$4,500.00	Pending
[2-434 - Residential - Alteration - 1 -2 Family House] WINDOW ONLY NOT FOR BEDROOM USE						
104084	1675 NANCY AV..6-1240	SHIRLEY A AMENSON		$251.60	$3,000.00	Pending
[2-434 - Residential - Alteration - 1 -2 Family House] Kitchen sink, 2 vanities, and move dishwasher locatiopn. Add GFI's in bath and kitchen.						
104168	1520 WESTERN AV..6-135-C	SCHOEN STREET CONDO RENTALS LLC		$324.52	$30,000.00	Pending
[2-434 - Residential - Addition - Single Family House] 837 sq.ft. addition						

104189	3475 SCOTTWOOD DR..22-159-2	AV GROUP LLC	$368.28	$80,000.00	Pending
[2-434 - Residential - Alteration - 1 -2 Family House] REMODEL BEDROOMS AND BATHS AND FRONT PORCH					
104199	563 MASTERS LN..21-4133	ALEXANDER J & AMANDA C SCHEMMEL	$175.00	$3,000.00	Pending
[2-434 - Residential - Alteration - 1 -2 Family House] 520 sq ft rec room in the basement					
104205	2678-2680 SHERRY LN..21-3183	STEVEN L & DEBORAH M WIESMAN	$175.00	$1.00	Pending
[2-434 - Residential - Alteration - 1 -2 Family House] BATH AND KITCHEN REMODEL					
104265	3015 BAY VIEW DR..21-1111-D-286	WALTER J & DIANE L DAUMLER	$100.00	$6,000.00	Pending
[2-434 - Residential - Addition - Single Family House] screen porch onto an existing deck					
104269	1327 HANNAH ST..3-1323	SHARON L GRUENHAGEN	$150.00	$49,468.00	Pending
[2-434 - Residential - Addition - Single Family House] Four Seasons Sunroom addition onto back of home, over existing patio					
104271	1100 11th AV..1-655-A-3	AMANDA M PATRICK	$280.00	$12,000.00	Pending
[2-434 - Residential - Alteration - 1 -2 Family House] FAMILY ROOM AND BATH ROOM					
104287	3353 PAULA ST..22-2176	TONY D & MELISSA K SPERBECK	$301.25	$2,500.00	Pending
[2-434 - Residential - Alteration - 1 -2 Family House] BASEMENT FINISH REC.ROOM AND BATH					
104290	341 N OAKLAND AV..5-1479	MERAKI INVESTMENTS LLC	$75.00	$1,500.00	Pending
[2-434 - Residential - Alteration - 1 -2 Family House]					
104310	319 13th AV..3-846	DC TRILOGY LLC	$342.84	$25,000.00	Pending
[2-434 - Residential - Alteration - 1 -2 Family House] Remodel the house including flooring, Kitchen and bathrooms					
104336	1721 AMY ST..21-1343-17	JOSE J & ANA I NUNEZ MERCADO	$315.50	$12,000.00	Pending
[2-434 - Residential - Alteration - 1 -2 Family House] FULL BASEMENT REMODEL					
104337	1848 LILAC LN..21-2899	BRENDA A PEREZGONZALEZ	$50.00	$1,000.00	Pending
[2-434 - Residential - Alteration - 1 -2 Family House] REMOVE CHIMNEY AND ADD PATIO DR					
104362	2985 SHELTER CREEK LN..6H-4271	ADAM R & SARA K AICHER	$205.00	$95,000.00	Pending
[2-434 - Residential - Alteration - 1 -2 Family House] Kitchen Remodel with new cabinets, moving around appliances, and removing a non load bearing wall.					
104373	1225 NICOLET AV..1-172	LINDSEY M HARKINS	$100.00	$4,450.00	Pending
[2-434 - Residential - Alteration - 1 -2 Family House] Install egress window on east side of house					
104376	1213 ROYAL BLVD..18-1038	CORY J & DEANNA M HORSENS	$280.00	$48,000.00	Pending
[2-434 - Residential - Addition - Single Family House] Construct a 20' x 24' single story addition on a crawspace to teh existing home. The addition will consist of one bedroom, one bathroom, and a sitting room.					
104394	1235 LARK ST..18-729	STACY M & JESIE M KEPLER	$50.00	$2,000.00	Pending
[2-434 - Residential - Alteration - 1 -2 Family House] INSTALL PATIO DOOR - 6' DOOR WITH 4X10 INCHES FOR 6 FOOT HEADER					
104413	1275 REBER ST..20-44-30	COVER RENTALS LLC	$175.00	$10,000.00	Pending
[2-434 - Residential - Alteration - 1 -2 Family House]					
104414	1775 LOST LN..21-2503	COVER RENTALS LLC	$225.00	$30,000.00	Pending
[2-434 - Residential - Alteration - 1 -2 Family House]					
104417	1316 SHAWANO AV..3-1044-C	JUSTIN D SAVAGE	$225.00	$10,000.00	Pending
[2-434 - Residential - Alteration - 1 -2 Family House] Remodel kitchen and living space.					
104433	478 BADER ST..21-2475-D-25	LAURA A CHARLIERYALE	$175.00	$7,500.00	Pending

[2-434 - Residential - Alteration - 1 -2 Family House]

104453	2956-2958 WEST POINT RD..6H-2862	KASTER M J FREEZE LTD PARTNERSHIP	$296.20	$83,000.00	Pending

[2-434 - Residential - Alteration - 1 -2 Family House] Repair and replace fire damage

104459	3033 VALLEY CREEK DR..21-7609	DAVID & SARA LEIST	$50.00	$5,475.00	Pending

[2-434 - Residential - Alteration - 1 -2 Family House]

104474	519 BLUEBIRD LN..6-1800	SARAH & JEFFREY KUSSOW	$75.00	$2,000.00	Pending

[2-434 - Residential - Alteration - 1 -2 Family House] SISTER 7 TRUSSES - 2X6 17 FT LONG

104475	1826 14th AV..1-1318	AVENUE INVESTMENTS LLC	$302.67	$6,000.00	Pending

[2-434 - Residential - Alteration - 1 -2 Family House] INSTALL A 14' HEADER INTO GARAGE, NEW CABINETS AND BATHROOMS, INSTALL NEW BATHROOM IN BASEMENT, ELECTRICAL UPDATES AND HEADER IN GARAGE.

104482	1573 CROOKS ST..8-814	JEFFREY J CHARLES	$50.00	$5,100.00	Pending

[2-434 - Residential - Alteration - 1 -2 Family House]

104491	3438 YORKSHIRE DR..22-1588-113	COUNTRY MEADOW HOLDINGS LLC	$373.82	$10,600.00	Pending

[2-434 - Residential - Alteration - 1 -2 Family House]

104507	1121 ELIZABETH ST..21-1194	MARYLOU ELSEN	$50.00	$7,000.00	Pending

[2-434 - Residential - Alteration - 1 -2 Family House] Gutting out the trailer down to the studs and rebuilding it. No Electrical or Plumbing or walls being removed or moved. Then reinsulate and drywall, floors, paint.

104512	1208 OREGON ST..5-676-H	KARL KIRSCHLING	$419.00	$1.00	Pending

[2-434 - Residential - Alteration - 1 -2 Family House] Remodel Kitchen and Bath. Create a new half bath on first floor and 1 new laundry in the basement.

103805	2215 SUNRISE CT..21-819-20	TROY N & LISA A GOETZ	$175.00	$50,000.00	Variance Request (s)

[4-438 - Residential - Addition - Garage, Carport] ATTACHED GARAGE ADDITION

103924	411 NEWHALL ST..19-191	KLEIN MARY J IRREVOCABLE TRUST FBO KEVIN K KLEIN	$100.00	$5,000.00	Pending

[4-438 - Residential - Addition - Garage, Carport] Expanding the garage. Removng existing wall and moving it to the North. New trusses and garage door to be added.

104170	520 11th AV..2-517	NATHANIEL J PRAST	$150.00	$15,000.00	Pending

[4-438 - Residential - Alteration - Garage or carport or Shed] 24 x 24 x 8 Garage

104360	1133 LOCH DR..6-601	MARK R MONFORT	$100.00	$30,000.00	Pending

[4-438 - Residential - Addition - Garage, Carport] Rebuilld Garage due to fire

104467	615 N PLATTEN ST..6-68-A-1	HEATHER M TIEDTKE	$150.00	$40,000.00	Pending

[4-438 - Residential - Alteration - Garage or carport or Shed] Remove existing single stall garage and construct a new 26'x26' two stall dettached garage. Remove and pour new driveway. *STILL OWES $50 FOR PLANS

103955	3224 W TWIN PINES CT..21-7751	MICHAEL C & NATHALIA A YEH	$50.00	$4,099.00	Pending

[7-1 - Deck, Porch, Patio, Ramp (Residential)]

103985	2735 E CARRERA CT..22-1728	ROBERT & APRIL ROY	$50.00	$2,400.00	Closed

[7-1 - Deck, Porch, Patio, Ramp (Residential)]

104087	3500 SPYGLASS HILL DR..22-1894	LUIS F & SULEMA M CASTANEDA	$50.00	$2,600.00	Pending

[7-1 - Deck, Porch, Patio, Ramp (Residential)]

104107	3021 NICOLET DR..22-132	SKYLA R & PATRICK R LORITZ	$50.00	$3,000.00	Pending

[7-1 - Deck, Porch, Patio, Ramp (Residential)]

104180	1300 EDGEWOOD DR..21-3558	SHERRI M BUSTAMANTESALDANA	$50.00	$1,500.00	Closed

[7-1 - Deck, Porch, Patio, Ramp (Residential)] 12X14

104242 1421 DAY ST..7-642 | MICHAEL F CHOJNACKI | $50.00 | $1,400.00 | Pending

[7-1 - Deck, Porch, Patio, Ramp (Residential)] Replacing existing stairs

104244 2045 CANDLE WAY..6H-3334 | LISA M CHRISTENSEN | $100.00 | $59,089.00 | Pending

[7-1 - Deck, Porch, Patio, Ramp (Residential)] remove and replace 20'8" x 20'4" deck

104263 3244 HICKORY RIDGE LN..21-7549 | PATRICK L & JENNIFER L HEIL | $150.00 | $25,000.00 | Pending

[7-1 - Deck, Porch, Patio, Ramp (Residential)] covered patio

104296 523 IRENE ST..21-1292-3 | LOIS J & FREDERICK E DAY | $100.00 | $6,100.00 | Pending

[7-1 - Deck, Porch, Patio, Ramp (Residential)] 12'c10' REAR DECK AND A 4' HIGH FENCE

104303 1119 CRESTWOOD DR..6H-1155-3 | KEITH A & SYLVIA J CASSELBURY | $100.00 | $0.00 | Pending

[7-1 - Deck, Porch, Patio, Ramp (Residential)] New Deck - 8'x14' with (2) 50/50 diamond piers and 1 12"sonotube. Grade is 11", KDAT southern pine frame (2x10, 16" on center). Includes 1 stair and code compliant railing.

104306 2010-2014 ZEISE AV..21-2827-H-25 | RANDALL C VANLANEN | $50.00 | $2,000.00 | Pending

[7-1 - Deck, Porch, Patio, Ramp (Residential)]

104311 3033 EMMALANE DR..21-8107 | OMAR OLAZABAL LOPEZ | $100.00 | $10,000.00 | Pending

[7-1 - Deck, Porch, Patio, Ramp (Residential)]

104339 2055 BUCKTHORN TR..6H-4441 | MARK L & NONA R SCHLEY JOINT REVOCABLE TRUST | $100.00 | $7,000.00 | Pending

[7-1 - Deck, Porch, Patio, Ramp (Residential)] 18'x16' DECK

104345 3359 LARGO RIDGE CT..21-8220 | LORI J & RANDY L DENAULT | $100.00 | $14,250.00 | Closed

[7-1 - Deck, Porch, Patio, Ramp (Residential)] 16'x16' REAR DECK

PICKING UP AND PAYING FOR PERMIT AT 8 AM

104378 572 NEWTOLS ST..21-2678-M-2 | NATASHA C & MIGUEL N REYES | $50.00 | $50.00 | Pending

[7-1 - Deck, Porch, Patio, Ramp (Residential)]

104430 428 DOTY ST..13-129 | VIN ROC LLC | $75.00 | $6,000.00 | Pending

[7-1 - Deck, Porch, Patio, Ramp (Residential)]

104443 1161 EMILIE ST..17-149 | EMILY E & CALEB J AMES | $100.00 | $11,000.00 | Pending

[7-1 - Deck, Porch, Patio, Ramp (Residential)] Replace deck with a larger deck

104461 3550 BLACKWOLF RN..22-1851 | ERIN A & CHRISTIAAN L VANDAALWYK | $100.00 | $10,000.00 | Pending

[7-1 - Deck, Porch, Patio, Ramp (Residential)]

104470 3095 KINGSWOOD CT..6H-3450 | BRADY D & KENDRA A BELLUE JOINT REVOCABLE TRUST | $100.00 | $6,000.00 | Pending

[7-1 - Deck, Porch, Patio, Ramp (Residential)] ADDITION TO THE EXISTING DECK

104520 3270 DREAMER LN..21-7767 | CHAD J & JAMI M MORLEY | $100.00 | $5,000.00 | Pending

[7-1 - Deck, Porch, Patio, Ramp (Residential)] 10'x14' DECK

103845 3279 NICOLET DR..22-64 | BROWN COUNTY | $175.00 | $11,500.00 | Pending

[9-645 - Raze - Building or Structure (Residential)] EC approved 3/11/21

103846 3251 NICOLET DR..22-66-1 | BROWN COUNTY | $175.00 | $21,900.00 | Pending

[9-645 - Raze - Building or Structure (Residential)] APPROVED EC 3/11/21

102727 3500 BAY HIGHLANDS CIR..21-5604 | BRENTLY VEESER | $50.00 | $5,000.00 | Pending

[11-1 - Garage/Carport/Shed (residential)]

102926 1267 CEDAR ST..8-349 | CROOKEDWOOD INC | $50.00 | $6,000.00 | Pending
[11-1 - Garage/Carport/Shed (residential)]

104024 114 BURGUNDY CT..21-6671-29 | JERRAD & JENNIFER HENDRIKSON | $267.50 | $201,652.00 | Pending
[11-1 - Swimming Pool (Residential)] EC approved 4/1/21

104038 3362 INDIGO BLUFF CT..21-7928 | RYAN J JOHNSON | $175.00 | $60,500.00 | Pending
[11-1 - Swimming Pool (Residential)] 17'X32' INGROUND POOL

104065 2518 HAZELWOOD LN..6H-1491-3-1 | STEPHANIE L VALENTINE | $50.00 | $5,000.00 | Pending
[11-1 - Garage/Carport/Shed (residential)] 10 x 12 shed

104076 2150 WEST RED FERN LN..6H-4313 | PETER & MICHELLE L YUREK | $50.00 | $13,318.00 | Pending
[11-1 - Fence (Residential)]

104079 560 ROBERT LN..21-3391 | JOHN G & CATHERINE T RUSCH | $50.00 | $7,200.00 | Closed
[11-1 - Fence (Residential)]

104081 1326 VANDERBRAAK ST..21-1641 | JOHNNY J & LISA A SCHNEIDER | $50.00 | $4,000.00 | Pending
[11-1 - Fence (Residential)] FENCE

104083 2566 HILLSIDE LN..21-3788 | JESSICA A & PAUL W RACINE | $50.00 | $1,550.00 | Pending
[11-1 - Garage/Carport/Shed (residential)] Installing a 8x10 plastic yard shed. To be located in the backyard in the southwest corner, inside the fence.

104088 821 S FISK ST..6-322-A | SARAH J SLYE | $50.00 | $4,185.00 | Pending
[11-1 - Fence (Residential)] FENCE

104089 252 SCHOBER ST..21-1714-19 | KRISTA L KUBA | $50.00 | $2,500.00 | Pending
[11-1 - Fence (Residential)]

104091 1117 S ROOSEVELT ST..17-246 | LARAE A GOWER | $50.00 | $1,304.00 | Closed
[11-1 - Fence (Residential)]

104092 1135 HIGHVIEW LN..6-657 | SUZANNE J DISHAW | $50.00 | $3,000.00 | Pending
[11-1 - Fence (Residential)]

104093 819 OREGON ST..4-16 | CARLOS A QUIRINO, ETAL | $50.00 | $5,130.00 | Pending
[11-1 - Driveway Replacement and/or Expansion (Residential)]

104100 608 ROBERT LN..21-3392 | DANIEL G & SUSAN L LEMIEUX | $50.00 | $3,422.00 | Closed
[11-1 - Fence (Residential)] 80' back lot line

104102 1769 WESTERN AV..6-122-A-1 | BONNIE VANRITE | $50.00 | $1,000.00 | Pending
[11-1 - Driveway Replacement and/or Expansion (Residential)] CONCRETE DRIVEWAY EXPANSION
PENDING WAITING FOR EC, PAYMENT PROCESSED

104106 2993 FLEETWOOD DR..6H-3643 | CRAIG & KELLI KINGHERMAN | $50.00 | $1,000.00 | Closed
[11-1 - Garage/Carport/Shed (residential)] 10 x 8 shed

104109 555 LORRAINE LN..21-4337 | JOHN E & JULIE A SCHMITZ | $50.00 | $1,600.00 | Pending
[11-1 - Garage/Carport/Shed (residential)] ON TOP OF PAVERS NO EC NEEDED

104110 1121 ABRAMS ST..21-1110-M-115 | REGINA & HERMINIO ALVARADO RIOS | $50.00 | $9,614.00 | Pending

[11-1 - Fence (Residential)]

104115 213 QUINTON ST..21-1429 | SAUL SANCHEZ RODRIGUEZ | $50.00 | $5,000.00 | Closed
[11-1 - Driveway Replacement and/or Expansion (Residential)]

104122 833 MARSHALL AV..18-322 | DAVID & MONA CHRISTENSEN | $50.00 | $3,900.00 | Pending
[11-1 - Fence (Residential)]

104123 1826 ROWE LN..6-2513 | STEPHANIE M ORTIZ | $50.00 | $2,000.00 | Pending
[11-1 - Fence (Residential)] FENCE

104124 228 LAU ST..21-1808 | CAROL & ALEX MINEAU | $100.00 | $13,000.00 | Pending
[11-1 - Garage/Carport/Shed (residential)] 20x20x8 garage

104132 225 ELK CT..21-1176-C-10 | THOMAS W & DARLENE M SWILLE | $50.00 | $3,100.00 | Pending
[11-1 - Fence (Residential)] 72' OF FENCING ON LEFT SIDE OF HOME

104134 206 SCHOBER ST..21-1714-12 | NELADORN & PHENG VUE | $50.00 | $3,000.00 | Pending
[11-1 - Driveway Replacement and/or Expansion (Residential)] ADDED DURING P#102186 BUT WAS NOT PART OF THE PERMIT

104135 2090 SOUTH POINT RD..6H-4059 | MARY GRACE & LENG LEE | $50.00 | $3,350.00 | Closed
[11-1 - Fence (Residential)]

104138 2112 PACKERLAND DR..6H-3377 | CASEY J & ABIGAIL L SABINASH | $50.00 | $4,396.00 | Pending
[11-1 - Fence (Residential)]

104149 1772 NANCY AV..6-2388 | MARY J HERMES | $50.00 | $8,000.00 | Pending
[11-1 - Driveway Replacement and/or Expansion (Residential)]

104150 3226 HIGHLAND VIEW LN..21-7130 | PATRICIA J & JOHN R NIENOW | $50.00 | $7,200.00 | Pending
[11-1 - Fence (Residential)]

104151 1281 LAWE ST..14-1187 | ANDREW L & ALEXA R SCHUBA | $50.00 | $1,800.00 | Pending
[11-1 - Fence (Residential)]

104152 3524 BAY HARBOR DR..22-1996 | TRACI & CHRISTOPHER MORSE | $50.00 | $9,744.00 | Closed
[11-1 - Fence (Residential)] FENCE 6' TALL PRIVACY

104155 835 DOUSMAN ST..4-30 | RICHARD HILL | $50.00 | $2,000.00 | Closed
[11-1 - Fence (Residential)]

104156 1034-1036 COPPENS RD..18-809-2 | GREGORY E DELARUELLE | $50.00 | $4,300.00 | Closed
[11-1 - Fence (Residential)]

104166 1622 HAROLD ST..19-469 | ROSARIO LOPEZ | $50.00 | $6,000.00 | Pending
[11-1 - Driveway Replacement and/or Expansion (Residential)]

104171 920 BADER ST..21-1419-L-24 | ANGELA & JON HANSON | $50.00 | $2,500.00 | Pending
[11-1 - Fence (Residential)] 166' of fence 6' high around back side of house

104175 1109 NEVILLE AV..18-214 | DAVID L LEMERE | $50.00 | $3,455.70 | Pending
[11-1 - Fence (Residential)] Replace existing old wood fence with vinyl on the side of back yard.

104181 1363 EMILIE ST..17-559 | MICHELLE L & JAMES R KOERNER | $163.84 | $11,667.00 | Pending
[11-1 - Garage/Carport/Shed (residential)] 24x28 GARAGE

104184 803 NEUFELD ST..6-778	ANNE M KASUBOSKI	$50.00	$5,530.00	Pending
[11-1 - Fence (Residential)] 6' white cedar fence in backyard wrapping around halfway of house				
104186 2614 SAGE DR..21-7631	KYLE W & AMY N MCMAHON	$125.00	$3,000.00	Pending
[11-1 - Swimming Pool (Residential)] 24' ROUND 54" ABOVE GROUND POOL				
104191 1105 CHANTEL ST..6-2070	ROGER J & DONNA M CARTER	$50.00	$2,381.00	Pending
[11-1 - Fence (Residential)] Install 77' of chain link fence and two 4' wide gates				
104195 1098 RALEIGH ST..1-2597	JODENE M & RICHARD A KREMER	$50.00	$2,115.00	Pending
[11-1 - Fence (Residential)] BLACK CHAIN LINK FENCE AND REMOVE EXISTING DECK/CONCRETE AND INSTALL NEW CONCRETE PATIO				
104198 2551 DELWOOD DR..21-3785	JUSTIN M THUERWACHTER	$50.00	$4,000.00	Pending
[11-1 - Driveway Replacement and/or Expansion (Residential)] 14'x26'				
104201 1109 UNIVERSITY AV..7-702	BART D SCHULTZ	$50.00	$1,500.00	Pending
[11-1 - Z - Misc Project Not Listed (Resiential)] REPAIR GARAGE WALL WHERE CAR RAN INTO IT				
104204 1416 INSPIRATION AV..21-7391	LINDSAY R & MICHAEL J BERCEAU	$50.00	$10,582.00	Pending
[11-1 - Fence (Residential)]				
104208 921 ABRAMS ST..21-1343-9	SHARON A & LARI J WAGNITZ	$50.00	$3,000.00	Closed
[11-1 - Foundation Repair (Residential)]				
104211 2507 VALIANT LN..6H-1925	LONNI JO MORRIS	$50.00	$2,100.00	Pending
[11-1 - Fence (Residential)] Fence on the east side of property				
104212 1937 BLUEBERRY LN..6H-1508-M-24-A	JASON DEER-PAYNE	$50.00	$14,224.00	Closed
[11-1 - Fence (Residential)] REAR YARD FENCE				
104213 1253 N PLATTEN ST..6-1662	YANG VANG, ETAL	$50.00	$500.00	Pending
[11-1 - Fence (Residential)] private fence in				
104215 1339 GROSS AV..1-301	DAWN M & WILLIAM J BAKER	$50.00	$6,000.00	Pending
[11-1 - Fence (Residential)] REAR YARD FENCE				
104216 1779 9th ST..6-2626	TODD M OZAROWICZ	$50.00	$3,505.00	Pending
[11-1 - Fence (Residential)] Replace existing worn out old fencing around the property.				
104217 217 12th AV..3-472	ELKE & ANDRE I JOHNSON	$51.75	$15,000.00	Pending
[11-1 - Foundation Repair (Residential)] Replace interior drain tile and check backplaster for cracks.				
104219 921 REDWOOD DR..2-1137	CATHERINE Y & DANIEL P GERLIKOWSKI	$50.00	$4,577.00	Pending
[11-1 - Garage/Carport/Shed (residential)]				
104220 3622 VAN LAANEN RD..22-59-1-1	LUKE D CARLEY	$150.00	$40,000.00	Pending
[11-1 - Garage/Carport/Shed (residential)] 30 x 40 detached garage *waiting on Elec Permit, payment processed.				
104225 1703 WESTFIELD AV..6-2336	MARY E & SCOTT C RAYMAKER	$75.00	$11,500.00	Pending
[11-1 - Garage/Carport/Shed (residential)]				
104227 1427 14th AV..1-272	MARTHA GONZALEZ	$50.00	$5,000.00	Pending
[11-1 - Garage/Carport/Shed (residential)] 10' x 16' Shed in the back yard				
104232 412 CRICKET CT..21-4442	ANDREW M FAMEREE	$75.00	$6,735.00	Pending

[11-1 - Garage/Carport/Shed (residential)]

104233 1014 ELIZA ST..17-50	TERI J & ROBERT A OZAROWICZ	$100.00	$8,837.00	Pending
[11-1 - Garage/Carport/Shed (residential)] DET. GAR.				
104236 3527 BAY HARBOR DR..22-2044	MATTHEW D & JESSICA M RONK	$250.00	$0.00	Pending
[11-1 - Swimming Pool (Residential)] Installation of an inground swimming pool				
104245 811 PHOEBE ST..18-651	ANDRIA NOLAN	$50.00	$6,270.90	Pending
[11-1 - Fence (Residential)] 6' FENCE TO ENCLOSE BACKYARD				
104246 420 HARVARD ST..5-384	CATHERINE A & ROBERT J JOSLIN	$150.00	$1.00	Pending
[11-1 - Garage/Carport/Shed (residential)] 21' x 17'				
104257 2733 NICOLET DR..22-164	RANDY R & ELIZABETH E KOSTICHKA	$235.50	$32,000.00	Pending
[11-1 - Garage/Carport/Shed (residential)] 30'x30' DET. GARAGE				
104264 332 HARVARD ST..5-397	NICOLAS GONZALEZMARTINEZ, ETAL	$50.00	$4,000.00	Closed
[11-1 - Driveway Replacement and/or Expansion (Residential)] REPLACING THE CONCRETE DRIVEWAY				
104270 1702 ESTATES CT..6-1544	THOMAS J KNAUS	$50.00	$2,400.00	Pending
[11-1 - Garage/Carport/Shed (residential)]				
104275 813 ETHEL AV..18-881	SHELLY L SCHOEN	$50.00	$8,158.00	Pending
[11-1 - Fence (Residential)]				
104276 231 N LOCUST ST..6-107-B	CRYSTAL J & BENJAMIN T ERLER	$50.00	$8,600.00	Pending
[11-1 - Fence (Residential)]				
104277 914 S ONEIDA ST..2-1344	KENDRA D ERICKSON	$50.00	$2,000.00	Pending
[11-1 - Fence (Residential)]				
104286 248 BADER ST..21-1791	JORGE L VALDIVIA GODINEZ, ETAL	$125.00	$15,000.00	Pending
[11-1 - Garage/Carport/Shed (residential)] 22'x22' DET. GARAGE				
104289 1114 SUYDAM ST..17-1002-A	TERRI L & JAMES P BERKEN	$50.00	$7,237.00	Pending
[11-1 - Fence (Residential)] 6' FENCE IN BACK YARD				
104291 1472 WESTERN AV..6-136-A	DEBRA MOORE	$50.00	$1,700.00	Pending
[11-1 - Fence (Residential)] 6' HIGH WODD FENCE				
104297 3376 SITKA ST..21-7668	AMY JO & WILLIAM L HERMS	$175.00	$1.00	Pending
[11-1 - Swimming Pool (Residential)] A 27' ABOVE GROUND POOL WITH6' FENCE				
104298 1116 12th AV..1-689	CAROL A NELSON, ETAL	$50.00	$1,000.00	Pending
[11-1 - Fence (Residential)] 6' HIGH WOOD FENCE				
104301 2240 NEWBERRY AV..21-91-10	MARY B & RANDY J NITKA	$50.00	$4,000.00	Pending
[11-1 - Fence (Residential)]				
104304 1605 S NORWOOD AV..1-1155	THERESA WREZINSKI	$50.00	$1,000.00	Pending
[11-1 - Garage/Carport/Shed (residential)]				
104307 1316 SHAWANO AV..3-1044-C	JUSTIN D SAVAGE	$50.00	$3,500.00	Pending

[11-1 - Driveway Replacement and/or Expansion (Residential)] ADD NEW DRIVEWAY TO REAR GARAGE

104309 1316 SHAWANO AV..3-1044-C | JUSTIN D SAVAGE | $50.00 | $2,000.00 | Pending
[11-1 - Fence (Residential)] 6FT TALL PRIVACY FENCE

104312 3411 FINGER RD..21-45-2 | SHELLEY R & MATTHEW J DEGRAVE | $50.00 | $2,500.00 | Pending
[11-1 - Driveway Replacement and/or Expansion (Residential)]

104313 2623 OAKWOOD DR..6H-1977 | CRAIG A CHRISTMAN | $50.00 | $1,200.00 | Pending
[11-1 - Fence (Residential)]

104314 1326 VANDERBRAAK ST..21-1641 | JOHNNY J & LISA A SCHNEIDER | $50.00 | $4,000.00 | Pending
[11-1 - Driveway Replacement and/or Expansion (Residential)] REPLACE DRIVEWAY, PATIO, FRONT WALKWAY

104321 1810 DANCING DUNES DR..6H-3179 | ADAM N LUBIN | $50.00 | $9,500.00 | Pending
[11-1 - Fence (Residential)]

104324 512 SCHWARTZ ST..21-2816 | JOHN R & ELIZA C HERMAN | $50.00 | $1,200.00 | Pending
[11-1 - Fence (Residential)]

104330 1317 LAWE ST..17-472 | ELIZABETH A BEHLING | $50.00 | $1,500.00 | Pending
[11-1 - Fence (Residential)]

104331 498 WAYFARER WAY..21-1324 | ANTHONY A & SANDY L RIEDERER | $50.00 | $8,500.00 | Pending
[11-1 - Fence (Residential)]

104333 503 14th AV..2-618 | TIA MEIGIO | $50.00 | $2,000.00 | Pending
[11-1 - Fence (Residential)]

104334 1130 N PLATTEN ST..18-1123 | AMANDA L & FRANCOIS COMEAU | $50.00 | $9,770.00 | Pending
[11-1 - Fence (Residential)]

104335 2579 GREENBRIER RD..21-6530-21 | PERRI J & VICTORIA A BOETTCHER | $50.00 | $4,086.00 | Pending
[11-1 - Driveway Replacement and/or Expansion (Residential)] DRIVEWAY EXPANSION

104341 1224 LIBERTY ST..1-2621 | PERRY G & JOANN A & PERRY G CARPIAUX | $50.00 | $2,000.00 | Pending
[11-1 - Driveway Replacement and/or Expansion (Residential)] DRIVEWAY EXSPANSION

104343 446 S HURON RD..21-35 | JOSEPH & ASHLEY FLOWERS | $125.00 | $2,000.00 | Pending
[11-1 - Swimming Pool (Residential)] 60 '' height 24' round above ground pool

104347 719 MITCHELL ST..6-388 | MICHAEL B CAMPBELL | $50.00 | $2,200.00 | Pending
[11-1 - Fence (Residential)] 3 ft tall front yard fence

104350 2416 BROWNING RD..21-4041 | ZENON PEREZROSALES | $50.00 | $3,480.00 | Pending
[11-1 - Garage/Carport/Shed (residential)] 10 X 12 SHED IN THE BACKYARD

104351 1676 JUNIPER DR..21-1110-M-47 | MARY L & RANDALL T GILSOUL | $50.00 | $1,000.00 | Pending
[11-1 - Driveway Replacement and/or Expansion (Residential)]

104354 917 DEWCLAW ST..21-4226 | CASSANDRA D ZIMMERMAN | $50.00 | $7,336.35 | Pending
[11-1 - Fence (Residential)] REPLACE OLD FENCE WITH 6' VINYL FENCE IN THE BACK YARD

104358 1450 ARGONNE DR..6-985 | JENNIFER J & JASON M BOKUNEVITZ | $50.00 | $6,600.00 | Pending

[11-1 - Garage/Carport/Shed (residential)] 12 X 18 SHED IN BACKYARD

104361	2642 HUMBOLDT RD..21-1242-4-1	KELLY GREEN PROPERTY SOLUTIONS INC	$50.00	$61,512.00	Pending
[11-1 - Foundation Repair (Residential)]					
104366	328 14th AV..3-774	MITCHEL GERONDALE	$50.00	$1,200.00	Pending
[11-1 - Fence (Residential)]					
104368	2775 CLASSIC DR..22-150-3	JEAN H & ERIC P RAKERS	$50.00	$4,000.00	Pending
[11-1 - Garage/Carport/Shed (residential)]					
104372	1256 LAWE ST..17-339	LAURA LYNN & EMILY RAVET AMBROSE	$50.00	$7,000.00	Closed
[11-1 - Fence (Residential)]					
104388	325 DESCHANE PL..21-2336-1-1	KAIHLA A MCMAHON	$50.00	$5,710.87	Pending
[11-1 - Driveway Replacement and/or Expansion (Residential)] driveway / patio / walkway					
104399	1142 LOCH DR..6-645	JEREMY D HAUTALA	$50.00	$2,669.00	Pending
[11-1 - Fence (Residential)]					
104400	831 ROY AV..18-1403	ELIZABETH J SCHROEDER	$50.00	$2,000.00	Pending
[11-1 - Fence (Residential)]					
104401	3080 SUMMER PL..6H-1183-7	JOSEPH M & JO ANN M FRISQUE	$50.00	$16,870.00	Pending
[11-1 - Fence (Residential)]					
104403	922 HOWARD ST..3-446	GREGORY R HALE	$50.00	$4,483.50	Pending
[11-1 - Fence (Residential)]					
104418	912 12th AV..2-804	TAMARA CLOUDJOHNSON	$50.00	$40.00	Pending
[11-1 - Garage/Carport/Shed (residential)] GAZEBO TO BE LOACTED IN SIDE YARD - BEHIND THE FENCE - NOT IN FRONT YARD					
104419	932 ROSCOE ST..1-329	TRACY CORRIGAN	$50.00	$600.00	Pending
[11-1 - Fence (Residential)] FENCE TO BE LOCATED IN THE BACKYARD AND ON THE SIDES OF THE YARD. TO NOT GO IN TH EFRONT YARD.					
104420	1672 DEBRA LN..21-1111-P-37	ROBERT VOELTZ	$50.00	$17,000.00	Closed
[11-1 - Foundation Repair (Residential)]					
104437	1018 DOWNER ST..6-2324	RICHARD P YANG	$50.00	$2,912.00	Pending
[11-1 - Garage/Carport/Shed (residential)]					
104439	1398 SHAWANO AV..6-244	THOMAS A & KATHLEEN R LARGO	$50.00	$11,000.00	Pending
[11-1 - Driveway Replacement and/or Expansion (Residential)]					
104448	2564 VAN BEEK RD..21-4728	JACE NEUSER	$50.00	$2,500.00	Pending
[11-1 - Fence (Residential)] * Permit app will be signed by Pete Monday*					
104450	3246 WEST POINT RD..6H-767-D	RALPH D JENSEN	$50.00	$3,500.00	Pending
[11-1 - Garage/Carport/Shed (residential)]					
104451	1333 GRIGNON ST..17-592	WAYNE P HOFFMAN	$50.00	$3,000.00	Pending
[11-1 - Fence (Residential)]					
104458	1201 TILKENS ST..2-1276	JOSEPH F & GLORIA E JACQUES	$50.00	$6,000.00	Pending

[11-1 - Driveway Replacement and/or Expansion (Residential)]

104462	1337 SUBURBAN AV..6-1505	PAULA J GRENKE	$50.00	$800.00	Pending
[11-1 - Fence (Residential)]					
104471	535 ELIZABETH ST..19-104	GERARDO GARCIAROMERO, ETAL	$50.00	$1,300.00	Pending
[11-1 - Fence (Residential)] 5 ft tall chain link					
104473	805 N HENRY ST..19-380	JOHNNY J CARRASQUILLO	$50.00	$900.00	Pending
[11-1 - Fence (Residential)]					
104483	841 APHRODITE RD..21-4675	ERMANNO CERVANTES, ETAL	$125.00	$1,200.00	Pending
[11-1 - Swimming Pool (Residential)]					
104492	804 S ONEIDA ST..2-1168	SUSIE L PIPER, ETAL	$50.00	$1,500.00	Pending
[11-1 - Fence (Residential)] *paperwork not at office when they came to pay, will scan it in on monday.					
104508	1135 REDWOOD DR..1-1871	MICHAEL & JUDEEN SITES	$50.00	$6,000.00	Pending
[11-1 - Garage/Carport/Shed (residential)]					
104518	349 ALPINE DR..21-5773	RONALD J & PATRICIA A WOJCIK	$50.00	$5,200.00	Pending
[11-1 - Fence (Residential)]					
104526	511 S HURON RD..21-42-1-1	JUAN & GEORGINA CURIEL	$134.28	$15,000.00	Pending
[11-1 - Garage/Carport/Shed (residential)] back yard shed					
104527	939 LIBERTY ST..1-1603	JANE M CHARTRAND	$50.00	$2,000.00	Pending
[11-1 - Fence (Residential)] WOOD FENCE 6'					
104531	3333 PEBBLE BEACH CT..22-1685	PATRICK L & LAURA A GOGGINS	$50.00	$5,000.00	Pending
[11-1 - Garage/Carport/Shed (residential)] 12 x 16 SHED PETE O. HAS PAPERWORK. WILL ADD COPY OF APP WHEN WE GET IT.					
104535	623 SUMMER WINDS DR..21-7077	JEREMIAH DEPNER	$50.00	$3,000.00	Pending
[11-1 - Driveway Replacement and/or Expansion (Residential)] ADDITIONAL DRIVEWAY SPACE, ADD TO THE SOUTHSIDE OF DRIVEWAY AND EXTENDING TO THE BACK OF THE GARAGE.					
104536	1324 DAY ST..7-115	JAVIER G MARTINEZ, ETAL	$100.00	$8,000.00	Pending
[11-1 - Garage/Carport/Shed (residential)] Garage Extention					
103779	700 CHERRY ST..10-85	NITSCHKE JACKIE CENTER INC	$1,904.70	$250,000.00	Pending
[30-434 - Commercial - Alteration - Multi-Family of 3 or more units] 1st/2nd FLOOR ALTERATIONS					
73221	540 N BROADWAY ..5-1757	DDL HOLDINGS LLC	$1,792.99	$1,500,000.00	Pending
[31-434 - Commercial - Alteration - Non-Residence, Non-Housekeeping] Site Plan required per Paul N. - Site plan und4er 88820.					
100354	631 S ADAMS ST..15-35	GREEN BAY CITY OF WATER DEPT	$13,951.60	$4,339,725.00	Pending
[31-437 - Commercial - Addition - Non-Residence, Non-housekeeping] EC Approved 10/1/20 No SWB waived					
103712	821 S HURON RD, SUITE F..21-169-2	EASTERN HORIZONS LLC	$510.00	$31,000.00	Pending
[31-434 - Commercial - Alteration - Non-Residence, Non-Housekeeping]					
103947	2350 E MASON ST..21-126-7	GB EAST TOWN LLC	$1,040.71	$250,000.00	Pending
[31-434 - Commercial - Alteration - Non-Residence, Non-Housekeeping] PHASE 2 - FACADE					
103949	500 DAY ST..7-1	GEORGIA PACIFIC CONSUMER PRODUCTS LP	$800.00	$204,831.23	Closed
[31-434 - Commercial - Alteration - Non-Residence, Non-Housekeeping] POST CONSTRUCTION PERMIT Control room module for paper machine 1					

104059 745 ONTARIO RD..21-173-5 | PFI WISCONSIN LLC | $1,876.95 | $140,000.00 | Pending

[31-434 - Commercial - Alteration - Non-Residence, Non-Housekeeping]

104222 500 DAY ST..7-1 | GEORGIA PACIFIC CONSUMER PRODUCTS LP | $800.00 | $124,408.00 | Closed

[31-434 - Commercial - Alteration - Non-Residence, Non-Housekeeping] POST CONSTRUCTION PERMIT
Control room module for paper machine 9

104248 1451 UNIVERSITY AV..19-49-1 | BOYS CLUB OF GREEN BAY INC | $611.62 | $100,000.00 | Pending

[31-434 - Commercial - Alteration - Non-Residence, Non-Housekeeping]

104255 1919 S BROADWAY..1-1407 | GEORGIA PACIFIC CONSUMER PRODUCTS LP | $1,000.00 | $102,000.00 | Closed

[31-434 - Commercial - Alteration - Non-Residence, Non-Housekeeping] POST CONSTRUCTION PERMIT

104261 701 N BAIRD ST..8-580 | MFH REAL ESTATE LLC | $120.00 | $12,000.00 | Pending

[31-434 - Commercial - Alteration - Non-Residence, Non-Housekeeping]

104300 2920 WALKER DR..21-154-1 | BAYCARE AURORA LLC | $3,730.50 | $603,243.00 | Pending

[31-434 - Commercial - Alteration - Non-Residence, Non-Housekeeping] NO PLUMBING WORK UNTIL PLANS ARE REVIEWED. PVC 10/27/2021

74726 1422 LAWE ST..17-734 | CITY OF GREEN BAY-CLERK | $0.00 | $0.00 | Closed

[34-1 - Parking Lot - New & Reconstruction (Commerical)] 11/15/19 ADDED ELEC PERMIT-2" SCH-40 CONDUIT INSTALLATION

101465 515 S MONROE AV..14-386 | FAMILY SERVICES OF NORTHEAST WISCONSIN INC | $650.00 | $260,000.00 | Pending

[34-1 - Parking Lot - New & Reconstruction (Commerical)] Parking Lot Reconstruction
-EC Approved 7/21/20
SWB $5000

102927 2845 GREENBRIER RD..21-161-2 | BAYCARE AURORA LLC | $242.00 | $37,000.00 | Pending

[34-1 - Parking Lot - New & Reconstruction (Commerical)] DRIVEWAY ENTRANCE/ GREENBRIER
EC APPROVED 12/8/20
SEE SITE PLAN DRAG FILE SITE PLAN CONDITIONS MET

103765 1640 CASS ST..21-1338-1 | DMG GREEN BAY HOLDINGS LLC | $225.00 | $15,000.00 | Pending

[34-649 - Raze- Building or Structure (Commercial)] EC APPROVED 3/1/21

103847 3263 NICOLET DR..22-65 | BROWN COUNTY | $240.00 | $92,100.00 | Pending

[34-649 - Raze- Building or Structure (Commercial)] 3263 AND 3265
EC APPROVED 3/11/21

103999 1610 STILES RD..6-57-1 | LOKSAFE LLC | $70.00 | $30,000.00 | Pending

[34-649 - Raze- Building or Structure (Commercial)] FIRE
ELECTRICAL ONLY AT THIS TIME***

104064 1690 WESTERN AV..6-131-3 | WT HOLDINGS LLC | $125.00 | $8,000.00 | Pending

[34-1 - Parking Lot - New & Reconstruction (Commerical)]

104085 846 LIME KILN RD..21-1351 | BARLEYS REAL ESTATE HOLDINGS LLC | $345.00 | $20,000.00 | Pending

[34-1 - Z - Misc Project Not Listed (Commercial)]

104119 800 LIEBMAN CT..21-8103 | CLAGB LLC | $70.00 | $8,425.00 | Pending

[34-1 - Roofing (Commercial)]

104133 325 ST. GEORGE ST..8-276 | JOHNSON VENTURES LLC | $240.00 | $10,000.00 | Pending

[34-649 - Raze- Building or Structure (Commercial)] EC APPROVED 4/8/21

104202 544 ACME ST..21-1200 | GREEN BAY DRESSED BEEF LLC | $70.00 | $117,600.00 | Pending

[34-649 - Raze- Building or Structure (Commercial)]

104332 720 S HURON RD..21-172-1 | GREEN BAY CITY OF | $70.00 | $55,000.00 | Pending

[34-1 - Cell Tower - Alteration to Existing (Commercial)]

102211 2443 REMINGTON RD, UNIT 1..21-7976 BLUE VIPER LLC $6,486.75 $1,150,000.00 Pending

[40-1 - New Electrical System (Residential)] 5 UNIT BLDG - NOTE all permit fees are under the project with the exception of the CO. There is a project for each unit where the inspection notes need to be entered.

104097 141 PURPLE SAGE DR..21-8161 PATRICK R & MICHELLE A KNAUS $50.00 $8,461.00 Pending

[40-1 - Electrical Wiring (Misc., Alteration, Repair) (Residential)] INSTALLING 18RW WHOLE HOUSE STANDBY GENERATOR WITH 200A SERVICE RATED TRANSFER SWITCH

104101 1610 STILES RD..6-57-1 LOKSAFE LLC $70.00 $160.00 Closed

[40-1 - Electrical Wiring (Misc., Alteration, Repair) (Commercial)] IDENTIFY AND DISCONNECT POWER TO BURNT DOWN BUILDING.

104108 1674 FIESTA LN..21-1111-P-15 JUDITH A & DAVID H LOUIS $50.00 $2,500.00 Pending

[40-1 - Electrical Service - Change (Residential)] SERVICE UPGRADE TO 100 AMP PANEL

104120 1110 S GRANDVIEW RD..21-202-2 JAMES K & TONIA M DEROUIN $50.00 $500.00 Pending

[40-1 - New Electrical System (Residential)] ADD ELECTRICAL TO SHED

104141 806 SMITH ST..7-258 ROBERT VOELTZ $50.00 $1,600.00 Pending

[40-1 - Electrical Service - Change (Residential)] INSTALL NEW 100 AMP SERVICE

104154 1327 LIBERTY ST..6-1488 SRI PROPERTIES LLC $50.00 $1,900.00 Closed

[40-1 - Electrical Service - Change (Residential)] SERVICE CHANGE

104157 2042 MAIN ST, SUITE 102 ..21-1361 IPANEMA GREEN BAY LLC $70.00 $2,500.00 Pending

[40-1 - Electrical Wiring (Misc., Alteration, Repair) (Commercial)] WIRE WALK-IN COOLER

104158 211 12TH AV..3-473 RAYMOND B DUMAS $70.00 $3,000.00 Pending

[40-1 - Electrical Service - Change (Commercial)] MULTI-FAMILY ELEC SERVICE AND PANEL UPGRADE
4/28/21 - 2ND ELEC PERMIT SENT IN FOR REPLACING OUTLETS AND A FEW SWITCHES.

104167 1748 FIESTA LN..21-820-M-36 WENDY L & ANDREW B KING $50.00 $500.00 Pending

[40-1 - Electrical Service - Repair (Residential)] REPLACE OVERHEAD SERVICE ON HOUSE

104172 1133 LOCH DR..6-601 MARK R MONFORT $50.00 $1,900.00 Pending

[40-1 - Electrical Service - Repair (Residential)] REPAIRS DUE TO FIRE AND SERVICE CHANGE

104176 3008 WALKER DR..21-8088 GREEN BAY CITY OF $0.00 $500.00 Closed

[40-1 - Electrical Service - Change (Commercial)] INSTALL & TERMINATE ELEC METER BASE/PANEL. GROUND ROD INSTALL AND TERMINATION. ELEC SERVICE FOR 35 LIGHTS.

104177 925 CHALLENGER DR..21-146-13 EURO PHARMA INC $0.00 $500.00 Closed

[40-1 - Electrical Service - Change (Commercial)] INSTALL & TERMINATE ELEC METER BASE/PANEL. GROUND ROD INSTALL & TERMINATION. ELEC SERVICE FOR 35 STREET LIGHTS

104178 825 CHALLENGER DR..21-143-4 ENZYMATIC THERAPY LLC $0.00 $500.00 Closed

[40-1 - Electrical Service - Change (Commercial)] Install and terminate Electrical Meter base/panel. Ground rod installation and termination. Electrical service will be used to feed power to approximately 35 lights

104179 2845 GREENBRIER RD..21-161-2 BAYCARE AURORA LLC $0.00 $500.00 Closed

[40-1 - Electrical Service - Change (Commercial)] Install and terminate Electrical Meter base/panel. Ground rod installation and termination. Electrical service will be used to feed power to approximately 35 lights

104188 1100 S HURON RD..21-176 HURON PROPERTIES INC $0.00 $500.00 Pending

[40-1 - Electrical Service - Change (Commercial)] Install and terminate Electrical Meter base/panel. Ground rod installation and termination. Electrical service will be used to feed power to approximately 35 lights

104203 1514 LANGLADE AV..6-1304 GREGORY A STUJENSKE $50.00 $4,000.00 Pending

[40-1 - Electrical Service - Change (Residential)] UPGRADE EXISTING 100 AMP SERVICE TO 200 AMP SERVICE OVERHEAD. GROUNDING AS WELL. WILL SCHEDULE WPS DISCONNECT / RECONNECT AND INSPECTION.

104206 814 S JACKSON ST..16-143 ERIK SABO $50.00 $2,100.00 Closed

[40-1 - Electrical Service - Change (Residential)] 60 AMP TO 100 AMP SERVICE UPGRADE, 120/240 OVERHEAD

104207 3283 WEST POINT RD..6H-853 MEAD ROBERT C & CAROL J REVOCABLE TRUST $150.00 $10,000.00 Pending

[40-1 - Solar Panels - Electric]

104240 2053 PREBLE AV..21-2202-12 | MELISSA A MEYER | $50.00 | $1,300.00 | Pending

[40-1 - Electrical Service - Change (Residential)] UPGRADE PANEL

104241 2949 ST. ANTHONY DR..21-275-1-7 | BAO QIN HE & TIAN-YOU HU REVOCABLE LIVING TRUST | $50.00 | $800.00 | Pending

[40-1 - Electrical Service - Repair (Residential)] SINK LEAKING CAUSED WETNESS ON MAIN BREAKER, REPLACED MAIN BREAKER AND BRANCH CHECKED BREAKERS, EMERGENCY - WPS PULLED METER

104256 2215 BASTEN ST..21-2144-M-35 | CYNTHIA M HOWELL | $50.00 | $2,000.00 | Closed

[40-1 - Electrical Service - Change (Residential)] SERVICE UPGRADE 60 TO 100 AMP OVERHEAD

104260 2844 W MASON ST..6H-1150-1 | LLOYD T GRAFF, ETAL | $50.00 | $2,700.00 | Pending

[40-1 - Electrical Service - Change (Residential)] REPLACE UNDERGROUND SERVICE WITH OVERHEAD SERVICE

104262 228 LAU ST..21-1808 | CAROL & ALEX MINEAU | $50.00 | $1,000.00 | Pending

[40-1 - Electrical Service - Change (Residential)] PANEL REPLACEMENT AND WIRE GARAGE

104294 1201 DAY ST..7-197 | JULIE A HERRSCHER | $125.00 | $1,920.00 | Pending

[40-1 - Solar Panels - Electric] roof mounted solar panels

104299 814 GROSS CT..2-1198 | JOSE L EREIO | $50.00 | $1,500.00 | Closed

[40-1 - Electrical Service - Change (Residential)] SERVICE UPGRADE 70 TO 100 AMP

104325 1213 LIBERTY ST..1-2457 | CHRISTINA J KABARA | $50.00 | $400.00 | Closed

[40-1 - Electrical Service - Repair (Residential)] CUSTOMER REPORTED PARTIAL POWER. STEIGLER TECH ON SITE STTES HE NEEDS TO REPLACE (2)
CONDUCTORS SO THEY ARE LONGER AND CAN REACH A DIFFERENT LOCATION IN THE PANEL.

104342 2627 NICOLET DR..22-170-16 | MADIGAN THOMAS R & DIANE L JOINT REVOCABLE TRUST | $50.00 | $2,500.00 | Closed

[40-1 - Electrical Service - Repair (Residential)] INSTALL NEW METER PEDASTAL - CURRENT IS NOT ATTACHED AND FALLING OVER

104346 1619-1621 CARROLL AV..1-2111 | KEITH & JANET KRESSIN | $50.00 | $1,950.00 | Pending

[40-1 - Electrical Service - Change (Residential)] SERVICE UPGRADE - 60 AMP TO 100 AMP

104364 1521 SHAWANO AV..6-1698 | BFH REALTY LLC | $70.00 | $3,800.00 | Pending

[40-1 - Electrical Wiring (Misc., Alteration, Repair) (Commercial)] MISC ELECTRICAL WIRING - SUB PANEL, HVAC WIRING, TRENCHING/RUNNING POWER FOR NEW SIGN.

104383 410 S MILITARY AV..6-1772 | BI ZHEN WU | $70.00 | $598.41 | Pending

[40-1 - Electrical Service - Repair (Commercial)] REPAIR SERVICE MAST THAT WAS BENT AND DAMAGED SO UTILITY CAN RE-CONNECT POWER

104390 715 CROOKS ST..14-482 | RICKY L KRAKE | $50.00 | $500.00 | Pending

[40-1 - Electrical Service - Change (Residential)] SERVICE UPGRADE

104440 1215 S WEBSTER AV..17-7 | RICHARD W BLUMENSTEIN | $50.00 | $2,300.00 | Pending

[40-1 - Electrical Service - Change (Residential)] SERVICE UPGRADE AND AC WIRING

104455 1672 DOUSMAN ST..6-1868 | KEVIN C GREENE | $50.00 | $2,000.00 | Pending

[40-1 - Electrical Service - Change (Residential)] 100 AMP SERVICE CHANGE

104463 606 DOUSMAN ST..5-607 | EXPRESS PROPERTY LLC | $70.00 | $7,000.00 | Pending

[40-1 - Electrical Wiring (Misc., Alteration, Repair) (Commercial)] PIPE & WIRE FOR MULTIPLE FUEL SUBMERSIBLE PUMPS

104479 1810 COFRIN DR..21-1187-3 | SRL2 INC | $140.00 | $34,700.00 | Pending

[40-1 - Electrical Wiring (Misc., Alteration, Repair) (Commercial)]

104500 227 S HENRY ST..21-1514-12 | DEBRA A & DAVID J OLEJNICZAK | $50.00 | $1,500.00 | Pending

[40-1 - Electrical Service - Change (Residential)] UPGRADE SERVICE

104068	1153 ST. AGNES DR..6-1406	LAURA M & THOMAS A OETTINGER	$50.00	$8,475.00	Closed
[50-1 - Heating and Air Conditioning Units (Residential)] FURNACE & AIR CONDITIONER					
104086	704 ALMA ST..5-58	NANCY & IDA MAE ROGERS	$50.00	$6,254.00	Closed
[50-1 - AC Unit Only (Residential)] AIR CONDITIONER					
104098	1450 CROOKS ST..17-853	FEDERAL NATIONAL MORTGAGE ASSOCIATION	$50.00	$350.00	Closed
[50-1 - Repair/Alter Existing HVAC System (Residential)] NEW CHIMNEY LINER					
104099	1256 ROSCOE ST..1-428-A	LUANNA M & JAMES A HERZIG	$50.00	$8,309.00	Closed
[50-1 - Heating and Air Conditioning Units (Residential)] FURNACE & AIR CONDITIONER					
104104	835 WILSON AV..18-332	GLENN A CHAMPEAU	$50.00	$4,200.00	Closed
[50-1 - Heating Unit Only (Residential)] FURNACE					
104105	2956 JAUQUET DR..21-73-5	KANE FAMILY IRREVOCABLE TRUST	$50.00	$8,200.00	Closed
[50-1 - Heating and Air Conditioning Units (Residential)] FURNACE & AIR CONDITIONER					
104111	1749 BADGER ST..6-570	REBECCA A & JOSHUA P BARTELS	$50.00	$3,875.00	Closed
[50-1 - AC Unit Only (Residential)] AIR CONDITIONER					
104116	914 THRUSH ST..18-1250	PAULA A PRICE	$50.00	$4,014.70	Pending
[50-1 - AC Unit Only (Residential)] AIR CONDITIONER					
104117	1511 BIEMERET ST..6-1042	BLAKE D SIEWERT	$50.00	$4,280.00	Pending
[50-1 - Heating Unit Only (Residential)] FURNACE					
104118	1060 RALEIGH ST..1-2605	JASMIN HEINRITZ RAMOS	$50.00	$7,900.00	Closed
[50-1 - AC Unit Only (Residential)] AIR CONDITIONER					
104125	541-543 WELLAND AV..21-7482	MARK T & DEANNA D BEVERNITZ	$50.00	$5,975.00	Closed
[50-1 - Heating and Air Conditioning Units (Residential)] FURNACE AND AIR CONDITIONER					
104126	2518 WILDWOOD DR..21-5943	CARALYNN E ANDRUS	$50.00	$11,900.00	Closed
[50-1 - Heating and Air Conditioning Units (Residential)] FURNACE AND AIR CONDITIONER					
104127	512 GOODELL ST..17-820	TARA LINDNER	$50.00	$4,476.00	Pending
[50-1 - AC Unit Only (Residential)] AIR CONDITIONER					
104128	753 BELLEVUE ST..21-1334-8	BONNIE L HARDY	$50.00	$5,700.00	Closed
[50-1 - AC Unit Only (Residential)] AIR CONDITIONER					
104129	2060 VAN DEUREN ST..21-2222	MEADOWS NORTH GB LLC	$70.00	$13,964.00	Closed
[50-1 - Heating Unit Only (Commercial)] BOILER					
104140	541-543 WELLAND AV..21-7482	MARK T & DEANNA D BEVERNITZ	$50.00	$5,975.00	Closed
[50-1 - Heating and Air Conditioning Units (Residential)] FURNACE AND AIR CONDITIONER					
104142	135 S WEBSTER AV..14-931	SUNRISE INVESTMENT PROPERTIES LLC	$50.00	$3,145.00	Closed
[50-1 - Heating Unit Only (Residential)] FURNACE					
104144	378 WESLEY AV..21-821-11	ALLEN J & MARY A REICHWALD	$50.00	$3,100.00	Pending

[50-1 - Heating and Air Conditioning Units (Residential)] AIR CONDITIONER

104146 723 N CHESTNUT AV..5-100 | ALISON BLACKFORD | $50.00 | $6,493.00 | Closed
[50-1 - Heating and Air Conditioning Units (Residential)] FURNACE AND AIR CONDITIONER

104147 843 DOUSMAN ST..4-32 | ERIK BRIAN EISENHEIM | $100.00 | $18,328.00 | Closed
[50-1 - Heating and Air Conditioning Units (Residential)] FURNACE AND AIR CONDITIONER
DOUBLE FEE

104148 717 MT MARY DR..21-1111-D-97 | DONNA L KING, ETAL | $50.00 | $5,140.00 | Pending
[50-1 - Heating Unit Only (Residential)] FURNACE

104153 1127 ROCKDALE ST..1-2421 | JESSICA A & DARYL R ZEUTZIUS | $50.00 | $5,000.00 | Closed
[50-1 - Heating and Air Conditioning Units (Residential)] FURNACE AND AIR CONDITIONER

104169 416 CARRIE LN..6-2617 | MAI X YANG | $50.00 | $1,807.00 | Closed
[50-1 - Heating Unit Only (Residential)] FURNACE

104174 3241 SITKA ST..21-7102 | JANN E & RYAN D LARSON | $50.00 | $27,273.00 | Closed
[50-1 - Heating and Air Conditioning Units (Residential)] FURNACE & AIR CONDITIONER

104185 837 S JACKSON ST..16-282 | AMANDA & ALEXANDER YOUNG | $50.00 | $8,450.00 | Closed
[50-1 - AC Unit Only (Residential)] AIR CONDITIONER

104187 2737 BROOKHAVEN CT..21-4980 | EUGENE & ANNA PAULSEN | $50.00 | $3,900.00 | Closed
[50-1 - Heating Unit Only (Residential)] FURNACE

104190 2977 BAY SETTLEMENT RD..22-117 | DAN LINSSEN | $0.00 | $6,298.00 | Closed
[50-1 - AC Unit Only (Residential)] AIR CONDITIONER

104197 2339 PECAN ST..21-4003 | KOS HATCHERIES LLP | $140.00 | $5,585.00 | Pending
[50-1 - Heating and Air Conditioning Units (Commercial)] FURNACE AND AIR CONDITIONER

104223 1100 11th AV..1-655-A-3 | AMANDA M PATRICK | $50.00 | $9,000.00 | Pending
[50-1 - Heating and Air Conditioning Units (Residential)] FURNACE & AIR CONDITIONER & DUCT WORK FOR REMODEL (P# 104271) OK'D BY PM 04.16.21

104230 1042 GRAY CT..18-756-2 | NSIGHTTEL WIRELESS LLC | $70.00 | $145,071.00 | Pending
[50-1 - AC Unit Only (Commercial)] REPLACING LIEBERT A/C SYSTEM

104234 304 S CHESTNUT AV..3-600 | MATTHEW K DEMUTH | $50.00 | $3,800.00 | Closed
[50-1 - AC Unit Only (Residential)] AIR CONDITIONER

104235 386 WESLEY AV..21-821-10 | PATRICIA E & MICHAEL K FISHER | $50.00 | $3,545.00 | Closed
[50-1 - Heating Unit Only (Residential)] FURNACE

104237 309 S OAKLAND AV..3-626 | SUSAN B LISCH | $50.00 | $6,900.00 | Closed
[50-1 - Heating and Air Conditioning Units (Residential)] FURNACE AND AIR CONDITIONER

104238 2191 OAKWOOD DR..6H-3639 | TIMOTHY L COUILLARD | $50.00 | $8,200.00 | Closed
[50-1 - Heating and Air Conditioning Units (Residential)] FURNACE AND AIR CONDITIONER

104239 2423 PECAN ST..21-3100 | SANDRA G GUZMANMURILLO | $50.00 | $4,200.00 | Closed
[50-1 - AC Unit Only (Residential)] AIR CONDITIONER

104243 1103 GRIGNON ST..17-194 | MATTHEW D & EMILY K SMITH | $50.00 | $15,682.00 | Pending
[50-1 - Heating and Air Conditioning Units (Residential)] FURNACE & AIR CONDITIONER

104250 2754 WHIPPOORWILL DR..6H-1430-K-19	PATRICK K & LENORE D COLDAGELLI	$50.00	$11,700.00	Closed
[50-1 - Heating Unit Only (Residential)] A BOILER				
104251 641 SUNNYCREST ST..21-820-R-5	NHIA YER MOUA, ETAL	$50.00	$8,600.00	Closed
[50-1 - Heating Unit Only (Residential)] A BOILER				
104252 1712 DOUSMAN ST..6-226-C	STEVEN M & MICHAEL A LINDSTRUM	$50.00	$6,200.00	Closed
[50-1 - AC Unit Only (Residential)] AN AIR CONDITIONER				
104253 2649 RADINZ RD..21-5192	ALLEN M & KATIE J GAJESKI	$50.00	$10,887.00	Closed
[50-1 - Heating and Air Conditioning Units (Residential)] FURNACE AND AIR CONDITIONER				
104254 1753 FIESTA LN..21-1110-M-107	XIONG MOUA, ETAL	$50.00	$3,608.90	Pending
[50-1 - Heating Unit Only (Residential)] FURNACE				
104273 1222 S RIDGE RD..6-192-7	PHOENIX NEST LLC	$50.00	$3,197.00	Closed
[50-1 - AC Unit Only (Residential)] AIR CONDITIONER				
104281 1238 OREGON ST..5-675	WILLIAM V WOOD	$50.00	$4,450.00	Closed
[50-1 - AC Unit Only (Residential)] AIR CONDITIONER				
104285 745 ONTARIO RD..21-173-5	PFI WISCONSIN LLC	$280.00	$37,000.00	Pending
[50-1 - Heating and Air Conditioning Units (Commercial)] (2) FURNACES & AIR CONDITIONERS				
104308 2521 CREST LN..21-508	WILLIAM A GRIESEMER	$50.00	$11,852.00	Closed
[50-1 - Heating and Air Conditioning Units (Residential)] FURNACE & AIR CONDITIONER				
104316 1343 EMILIE ST..17-562	MAXINE M ZEHREN	$50.00	$3,200.00	Pending
[50-1 - AC Unit Only (Residential)] AIR CONDITIONER				
104317 949 CHRISTIANA ST..3-982	STEVEN F ADAMS	$50.00	$6,350.00	Closed
[50-1 - Heating and Air Conditioning Units (Residential)] A FURNACE AND AIR CONDITIONER				
104318 709 11th AV..2-455	WILLIAM P LAUNDRIE	$50.00	$7,400.00	Closed
[50-1 - Heating and Air Conditioning Units (Residential)] A FURNACE AND AIR CONDITIONER				
104319 539 CHALLENGER DR..21-6976	SARA M & DALE L ROUSE	$50.00	$7,000.00	Pending
[50-1 - Heating and Air Conditioning Units (Residential)] A FURNACE AND AIR CONDITIONER				
104320 2872 MT CAROL DR..21-1111-D-16	DALLAS N GREETHAM	$50.00	$5,100.00	Closed
[50-1 - AC Unit Only (Residential)] AN AIR CONDITIONER				
104322 2206 TEXAS AV..21-883	RICHARD J PLOG, ETAL	$50.00	$4,050.00	Closed
[50-1 - AC Unit Only (Residential)] AN AIR CONDITIONER				
104323 303 PACKERLAND DR..6H-1734	PACKERLAND OFFICE CENTER LLC	$350.00	$15,450.00	Closed
[50-1 - Heating and Air Conditioning Units (Commercial)] 2 COMM FURNACES AND 3 COMM AIR CONDITIONERS				
104326 1132 REED ST..5-696-A	KIM G NACKERS	$50.00	$3,400.00	Closed
[50-1 - AC Unit Only (Residential)] AN AIR CONDITIONER				
104327 2027 FERN LN..21-2475-D-9	OLIVIA FLORES	$50.00	$3,050.00	Closed
[50-1 - AC Unit Only (Residential)] AN AIR CONDITIONER				
104328 1217 BERNER ST..20-206-15	RODRIGO CAMPOS	$50.00	$5,500.00	Closed

[50-1 - AC Unit Only (Residential)] AN AIR CONDITIONER

104329 1206 WESTERN MEADOWS DR..6H-3012 | DANIEL W WELSING | $50.00 | $2,640.00 | Pending
[50-1 - AC Unit Only (Residential)] AN AIR CONDITIONER

104340 1514 SPENCE ST..1-2607 | TODD ENGUM | $50.00 | $3,500.00 | Closed
[50-1 - AC Unit Only (Residential)] AIR CONDITIONER

104367 1776 ASPEN LN..6-1937 | THOMAS A & SASHA J LIESKE | $50.00 | $2,007.00 | Pending
[50-1 - Heating Unit Only (Residential)] FURNACE

104369 305 ELIZABETH ST..19-251 | KATRINA A & WYATT GAFFNEY | $50.00 | $1,668.00 | Pending
[50-1 - Heating Unit Only (Residential)] FURNACE

104371 815 S JEFFERSON ST..16-48 | TWO CHICKS BUYING HOMES LLC | $50.00 | $4,000.00 | Pending
[50-1 - Heating and Air Conditioning Units (Residential)] FURNACE AND AIR CONDITIONER

104379 1160 EMILIE ST..17-167 | KAY L KNUTH | $50.00 | $7,115.00 | Closed
[50-1 - AC Unit Only (Residential)] AN AIR CONDITIONER

104380 401 OAK ST..3-710 | JAMES B & KATHRYN R SCHMIDT | $50.00 | $12,166.00 | Pending
[50-1 - Heating and Air Conditioning Units (Residential)] A FURNACE AND AIR CONDITIONER

104389 2331 PECAN ST..21-4003 | KOS HATCHERIES LLP | $140.00 | $5,585.00 | Pending
[50-1 - Heating and Air Conditioning Units (Commercial)] FURNACE & AIR CONDITIONER UNIT #2

104393 826 E WALNUT ST..14-316 | NEIGHBORHOOD HOUSING SERVICES INC | $50.00 | $2,809.00 | Pending
[50-1 - Heating Unit Only (Residential)] FURNACE - UPPER UNIT 828

104397 1120 CROOKS ST..14-1035 | CAROL A WESTPHAL | $50.00 | $8,365.00 | Closed
[50-1 - Heating and Air Conditioning Units (Residential)] FURNACE & AIR CONDITIONER

104398 1125 MARQUETTE AV..1-1497 | BERNARD L & KEVIN J SCHWARTZ | $50.00 | $3,876.00 | Pending
[50-1 - AC Unit Only (Residential)] AN AIR CONDITIONER

104404 416 MCKENZIE LN..21-3709 | JANICE A WITHBROE | $50.00 | $10,950.00 | Closed
[50-1 - Heating and Air Conditioning Units (Residential)] A FURNACE AND AIR CONDITIONER

104405 2495 OAKWOOD DR..6H-3780 | DENNIS J MALUEG | $50.00 | $12,000.00 | Pending
[50-1 - Heating and Air Conditioning Units (Residential)] A FURNACE AND AIR CONDITIONER

104406 1557 KENNEDY DR..6-2715 | JANICE K & DONALD O MOTZ | $50.00 | $13,500.00 | Pending
[50-1 - Heating Unit Only (Residential)] A FURNACE AND AIR CONDITIONER

104423 1730 BENTWOOD DR..6-1831 | SALLY A COLLINS | $50.00 | $4,300.00 | Pending
[50-1 - AC Unit Only (Residential)] AIR CONDITIONER

104434 3090 BAY VIEW DR..21-1111-D-277 | BRIANNA N & DUVALL PERRY | $50.00 | $8,576.00 | Pending
[50-1 - Heating Unit Only (Residential)] FURNACE

104436 1316 SHAWANO AV..3-1044-C | JUSTIN D SAVAGE | $50.00 | $2,224.00 | Pending
[50-1 - AC Unit Only (Residential)] AIR CONDITIONER

104444 228 S BUCHANAN ST..3-1063 | KRYSTAL L DREWRY | $50.00 | $4,100.00 | Pending
[50-1 - Heating Unit Only (Residential)] FURNACE

104456	1139 ELMORE ST..5-1632	JODI JAY LAWAN KRETZ	$50.00	$3,000.00	Pending
[50-1 - AC Unit Only (Residential)] AIR CONDITIONER					
104478	132 OAK ST..3-175-A	CASTLE ROCK HOMES LLC	$50.00	$6,000.00	Pending
[50-1 - Heating Unit Only (Residential)] FURNACE					
104480	329 S CLAY ST..14-1021	SHANNON J & AARON L KORGER	$50.00	$7,250.00	Pending
[50-1 - Heating and Air Conditioning Units (Residential)] A FURNACE AND AIR CONDITIONER					
104481	1735 WEDGEWOOD DR..6-1814	CAROL A CRAWFORD	$50.00	$4,200.00	Pending
[50-1 - Heating Unit Only (Residential)] FURNACE					
104485	1614 GATEWOOD ST..1-2341	PETER & KOR VANG	$50.00	$5,296.00	Pending
[50-1 - Heating Unit Only (Residential)] FURNACE					
104487	1936 PACKERLAND DR..6H-1996	LEONARD M & THERESA A LEMENSE	$50.00	$4,774.00	Pending
[50-1 - AC Unit Only (Residential)] AN AIR CONDITIONER					
104496	520 NEWHALL ST..19-85-A	KARLA JAZMIN CONTRERASQUEVEDO	$50.00	$5,400.00	Pending
[50-1 - AC Unit Only (Residential)] AN AIR CONDITIONER					
104497	1542 PROPER ST..19-272	BERTHA & ADOLFO VILLA	$50.00	$3,200.00	Pending
[50-1 - AC Unit Only (Residential)] AIR CONDITIONER					
104513	1149 13th AV..1-707	HANNAH COLLIER	$50.00	$2,900.00	Pending
[50-1 - AC Unit Only (Residential)] AIR CONDITIONER					
104515	1131 ROYAL BLVD..18-1091	NANCY J & TIMOTHY J MORAN	$50.00	$3,345.00	Pending
[50-1 - AC Unit Only (Residential)] AIR CONDITIONER					
104516	1008-1 MORAINE WAY..6-2789-21	GARY SAUTER	$50.00	$1,800.00	Pending
[50-1 - Heating Unit Only (Residential)] FURNACE					
104534	932 HILLY HAVEN CT..21-4493	MARY J RENTMEESTER	$50.00	$5,049.00	Pending
[50-1 - AC Unit Only (Residential)] AIR CONDITIONER					
104090	1012 ETHEL AV..18-964	JEFFREY D & CHRISTINE M COX	$50.00	$600.00	Closed
[60-1 - Repair/Alter Existing Plumbing System (Residential)] REPLACING IRON TUB TO SHOWER ON 1ST FLOOR					
104094	430 MAIN ST..11-1	MANOS HOLDINGS GREEN BAY LLC	$70.00	$2,989.00	Pending
[60-1 - Repair/Alter Existing Plumbing System (Commercial)] INSTALL NEW SINK AND DISHWASHER					
104113	2535 WILDFLOWER ROW..21-4686	JAMES H & SUSAN D OVERLY	$50.00	$12,800.00	Closed
[60-1 - Repair/Alter Existing Plumbing System (Residential)] BATHTUB AND SURROUND BEING REPLACED BY A WALKIN SHOWER AND SURROUND, INCLUDING MIXING VALVE AND TRAP.					
104121	1025 GOODELL ST..17-1000-A	CHRISTINE & KEVIN M VANLAANEN	$50.00	$11,086.00	Closed
[60-1 - Repair/Alter Existing Plumbing System (Residential)] BATHTUB AND SURROUND BEING REPLACED BY A WALKIN SHOWER AND SURROUND, INCLUDING MIXING VALVE AND TRAP.					
104130	1685 MAIN ST..21-2551	ROBERTS & RAY LLC	$70.00	$2,500.00	Closed
[60-1 - Water Heater (Commercial)] WATER HEATER					
104137	509 GRAY ST..5-810	JULIE A & STEVEN J BARTELS	$1,020.00	$400.00	Closed
[60-1 - Storm Sewers - Connection/Repair (Redisential)] STORM SEWER CONNECTION - CONNECT SUMP PUMP					
104139	1325 ELIZA ST..17-534	RICHARD W BOELTER	$84.00	$6,000.00	Pending

[60-1 - Repair/Alter Existing Plumbing System (Residential)] REPLACING ALL PIPING AND FIXTURES ABOVE THE CONCRETE FLOOR AND THROUGH THE ROOF

104143	135 N BEDFORD RD..21-8324	INEZ E MCDERMOTT	$100.00	$3,400.00	Pending

[60-1 - Lawn Sprinklers (Residential)] UNDERGROUND LAWN SPRINKLER
NO HOLD HARMLESS NEEDED - NO RIGHT-OF-WAY WORK

104159	337 HARVARD ST..5-416	CANDY L & JOSEPH L NELSON	$50.00	$8,630.00	Closed

[60-1 - Repair/Alter Existing Plumbing System (Residential)] TUB TO SHOWER CONVERSION, REPLACE MIXER VALVE

104160	811 PHOEBE ST..18-651	ANDRIA NOLAN	$50.00	$6,680.00	Closed

[60-1 - Repair/Alter Existing Plumbing System (Residential)] REPLACE MIXER VALVE

104161	1859 DEBRA LN..21-820-M-10	SHIRLEY & JOHN PICHETTE	$50.00	$7,561.00	Closed

[60-1 - Repair/Alter Existing Plumbing System (Residential)] REPLACE TUB/SHOWER UNIT AND MIXER VALVE

104192	1279 OREGON ST..5-668-D	ROBERT A DEFNET	$1,020.00	$400.00	Closed

[60-1 - Storm Sewers - Connection/Repair (Redisential)] SUMP PUMP LATERAL

104193	1571 CAREFUL DR..6-1027-41	ANGEL BRUBAKER	$1,020.00	$1,110.00	Closed

[60-1 - Storm Sewers - Connection/Repair (Redisential)] STORM SEWER CONNECTION

104194	1568 CAREFUL DR..6-1027-33	NATHAN A & HEATHER J DIX	$1,020.00	$1,200.00	Closed

[60-1 - Storm Sewers - Connection/Repair (Redisential)] STORM SEWER CONNECTION

104196	236 OXFORD AV..5-517	KIMBERLY J & MICHAEL J SAUNDERS	$1,020.00	$1,500.00	Closed

[60-1 - Storm Sewers - Connection/Repair (Redisential)] STORM SEWER CONNECTION - DRAIN IN BACK YARD AND SUMP PUMP LINE

104200	1858 GARY LN..6-2118	GRAYLINE INVESTMENTS LLC	$50.00	$600.00	Pending

[60-1 - Repair/Alter Existing Plumbing System (Residential)] UPDATING BATHROOM FIXTURES TO NEW FAUCETS, SHOWER AND TUB. NEW KITCHEN FAUCET, NEW DISHWASHER

104214	1208 S CHESTNUT AV..1-872	HAROLD L SCHROEDER	$0.00	$3,775.00	Closed

[60-1 - Water Service - Connection/Repair (Residential)] REPLACE GALZANIZED WATER LINE

104218	1341 DIVISION ST..5-660-B	JULEY MARY JO REVOCABLE TRUST	$1,020.00	$1,875.00	Pending

[60-1 - Storm Sewers - Connection/Repair (Redisential)] STORM SEWER LATERAL TO PROPERTY LINE. CONNCECTION TO BE MADE BY THE CITY OF GREEN BAY.

104247	1004 N IRWIN AV..7-421	GREEN BAY REDEVELOPMENT AUTHORITY	$0.00	$3,000.00	Closed

[60-1 - Water Service - Connection/Repair (Commercial)] INSTALL PERMANENT SOURCE FOR COMMUNITY GARDEN. METER WILL BE ENCLOSED IN LOCKED BOX WITH 3 HOSE BIBS ON THE OUTSIDE FOR GARDENER USE.

104258	1221-1223 S MONROE AV..16-91-A	STACY M DEQUAINE	$50.00	$4,054.00	Closed

[60-1 - Repair/Alter Existing Plumbing System (Residential)] REPLACE MIXER VALVE IN TUB AREA
1223 S MONROE

104259	498 DELWICHE RD..21-4104	ROBIN A & JAMES F PLACEK	$50.00	$2,000.00	Pending

[60-1 - Repair/Alter Existing Plumbing System (Residential)] REPLACE WATER HEATER AND TOILET

104266	1563 FOREST GLEN DR..6-1027-18	JAMES H & GERALDINE M EDGES	$1,020.00	$400.00	Closed

[60-1 - Storm Sewers - Connection/Repair (Redisential)] STORM SEWER CONNECTION - SUMP PUMP LATERAL

104274	357 MOON VALLEY DR..21-5057	VIRGINIA M & STEVEN J ENGLEBERT	$30.00	$2,000.00	Pending

[60-1 - Sanitary Sewers - Connection/Repair (Residential)] REPAIR EXISTING LATERAL

104278	1568 FOREST GLEN DR..6-1027-6	THOMAS G STEBER	$1,020.00	$400.00	Closed

[60-1 - Storm Sewers - Connection/Repair (Redisential)] STORM SEWER CONNECTION - SUMP PUMP LATERAL

104279	1567 FOREST GLEN DR..6-1027-17	RENNELLS JOHN J & THERESA M IRREVOCABLE TRUST	$1,020.00	$400.00	Closed

[60-1 - Storm Sewers - Connection/Repair (Redisential)] STORM SEWER CONNECTION - SUMP PUMP LATERAL

104280 331 S JACKSON ST..14-671 VIRGINIA M RONSMAN $1,020.00 $800.00 Closed
[60-1 - Storm Sewers - Connection/Repair (Redisential)] INSTALL 4" DIAM STORM TO PROPERTY LINE

104305 408 S VAN BUREN ST..14-635 DESOTELL HELEN M REVOCABLE TRUST $0.00 $3,770.00 Closed
[60-1 - Repair/Alter Existing Plumbing System (Residential)] REPLACE LEAD WATER SERVICE

104315 429 N MAPLE AV..5-1011 KAYLA & ANTONIO PEREZ $0.00 $3,450.00 Closed
[60-1 - Repair/Alter Existing Plumbing System (Residential)] REPLACE LEAD WATER LATERAL TO CURB STOP

104338 1186 ELMORE ST..5-1311 RITA J DELVAUX $0.00 $3,700.00 Pending
[60-1 - Water Service - Connection/Repair (Residential)] RELAY GALVANIZED WATER SERVICE THAT WAS CONNECT TO LEAD

104348 1508 S NORWOOD AV..1-640 REX & JANICE EDWARDS $0.00 $3,000.00 Pending
[60-1 - Water Service - Connection/Repair (Residential)] REPLACE LEAD WATER SERVICE

104349 820 ELMORE ST..5-1213 CHERYL L DAMORE $0.00 $3,200.00 Pending
[60-1 - Water Service - Connection/Repair (Residential)] REPLACE LEAD WATER SERVICE

104359 310 GRAY ST..5-1156 VIRGINIA R VANDENBRANDEN $1,020.00 $400.00 Closed
[60-1 - Storm Sewers - Connection/Repair (Redisential)] STORM SEWER CONNECTION - SUMP PUMP LATERAL FOR STREET RECONSTRUCTION

104377 1575 FOREST GLEN DR..6-1027-16 ROGER TREPPISH $1,020.00 $500.00 Closed
[60-1 - Storm Sewers - Connection/Repair (Redisential)] STORM SEWER CONNECTION SUMP PUMP LATERAL FOR STREET RECONSTRUCTION.

104392 1581 FOREST GLEN DR..6-1027-15 TRACY C & TERRENCE R ERTL $1,020.00 $300.00 Closed
[60-1 - Storm Sewers - Connection/Repair (Redisential)] STORM SEWER CONNECTION SUMP PUMP LATERAL FOR STREET RECONSTRUCTION.

104395 1555 FOREST GLEN DR..6-1027-19 SHERRY J & RUSSELL J PAUKNER $1,020.00 $300.00 Closed
[60-1 - Storm Sewers - Connection/Repair (Redisential)] STORM SEWER CONNECTION SUMP PUMP LATERAL FOR STREET RECONSTRUCTION.

104402 3551 FINGER RD..21-16-1-4 FONFEREK HOLDINGS LLC $30.00 $13,300.00 Closed
[60-1 - Sanitary Sewers - Connection/Repair (Commercial)] WATER & SEWER LINE REPAIR

104409 2335 REMINGTON RD..21-4065 ANTHONY B WATZKA $50.00 $7,699.00 Pending
[60-1 - Repair/Alter Existing Plumbing System (Residential)] TUB TO SHOWER CONVERSION AND REPLACE MIXER VALVE

104410 1716 HAROLD ST..19-493 MARY L SCOTT $50.00 $7,699.00 Pending
[60-1 - Repair/Alter Existing Plumbing System (Residential)] TUB TO SHOWER CONVERSION AND REPLACE MIXER VALVE

104411 3065 SUNDANCE AV..6H-2980 THOMAS J & LEAH ANNE COUSINEAU $50.00 $7,699.00 Closed
[60-1 - Repair/Alter Existing Plumbing System (Residential)] INSTALL NEW SHOWER STALL UNIT AND REPLACE MIXER VALVE

104412 1601 N QUINCY ST..20-684-A GREEN BAY PACKAGING INC $70.00 $10,000.00 Pending
[60-1 - Lawn Sprinklers (Commercial)] UNDERGROUND SPRINKLERS

104415 3818 FINGER RD..21-188-3 DEGRAVE CARLA J REVOCABLE TRUST $1,530.00 $4,000.00 Closed
[60-1 - Sanitary Sewers - Connection/Repair (Residential)] SANITARY SEWER CONNECTION

104416 1142 S JACKSON ST..16-200 KEVIN C & HELGA L MCCANN $0.00 $2,500.00 Pending
[60-1 - Water Service - Connection/Repair (Residential)] LEAD WATER REPLACEMENT

104421 1574 FOREST GLEN DR..6-1027-5 JEANINE A & GUY R DONART $1,020.00 $300.00 Pending
[60-1 - Storm Sewers - Connection/Repair (Redisential)] STORM SEWER CONNECTION - SUMP PUMP LATERAL FOR STREET RESURFACING.

104424	115 S JACKSON ST..14-321	NAVARINO COLLECTIVE LLC	$0.00	$4,600.00	Pending
[60-1 - Repair/Alter Existing Plumbing System (Residential)] LEAD WATER REPLACEMENT					
104425	718 10th AV..2-446	CARL H DELARUELLE	$0.00	$3,900.00	Pending
[60-1 - Repair/Alter Existing Plumbing System (Residential)] LEAD WATER LATERAL REPLACEMENT					
104426	200 S MAPLE AV..3-342	MANDY MARKUSEN	$0.00	$3,700.00	Closed
[60-1 - Repair/Alter Existing Plumbing System (Residential)] LEAD WATER LATERAL REPLACEMENT					
104427	1181 CROOKS ST..14-1007	JONAH P LENSS	$0.00	$3,500.00	Closed
[60-1 - Repair/Alter Existing Plumbing System (Residential)] LEAD WATER LATERAL REPLACEMENT					
104428	812 DAY ST..7-25	JAMES A & CRAIG C JANQUART	$0.00	$4,500.00	Closed
[60-1 - Repair/Alter Existing Plumbing System (Residential)] LEAD WATER LATERAL REPLACEMENT					
104429	212 N JACKSON ST..10-65	MICHAEL J & DIANE E DEJARDIN REVOCABLE TRUST	$0.00	$3,700.00	Pending
[60-1 - Repair/Alter Existing Plumbing System (Residential)] LEAD WATER LATERAL REPLACEMENT					
104441	119 N MONROE AV..11-203	COWLES LIMITED PARTNERSHIP ETAL	$70.00	$2,500.00	Pending
[60-1 - Water Heater (Commercial)] WATER HEATER AND REMOVING EXISTING STORAGE TANK					
104445	1603 JAY LN..1-2101	PAUL N CROTHERS	$50.00	$11,063.00	Closed
[60-1 - Repair/Alter Existing Plumbing System (Residential)] BATHTUB AND SURROUND BEING REPLACED BY A WALKIN SHOWER AND SURROUND INCLUDING MIXING VALVE AND TRAP.					
104446	212 IRENE ST..21-2326	SCOTT A RUNKE	$1,020.00	$1,000.00	Pending
[60-1 - Storm Sewers - Connection/Repair (Redisential)] STORM SEWER CONNECTION					
104447	822 LARK ST..18-1213	TYLER ROMENESKO	$50.00	$14,309.00	Closed
[60-1 - Repair/Alter Existing Plumbing System (Residential)] BATHTUB AND SURROUND BEING REPLACED WITH A WALKIN SHOWER AND SURROUND, INCLUDING MIXING VALVE AND TRAP.					
104464	1312 DOTY ST..14-1419	DOUGLAS G CAYER	$0.00	$6,150.00	Pending
[60-1 - Repair/Alter Existing Plumbing System (Residential)] LEAD WATER LATERAL REPLACEMENT					
104465	1517 MORROW ST..19-181	MICHAEL D ROPSON	$0.00	$3,500.00	Pending
[60-1 - Repair/Alter Existing Plumbing System (Residential)] LEAD WATER LATERAL REPLACMENT					
104466	704 S JACKSON ST..14-561	TYLER T & JENNIFER M LENZ	$30.00	$5,200.00	Pending
[60-1 - Repair/Alter Existing Plumbing System (Residential)]					
104468	3194 RENAISSANCE CT..6H-3987	PAUL M & TERRI L LEWIS	$50.00	$5,000.00	Pending
[60-1 - Lawn Sprinklers (Residential)] LAWN SPRINKLER - REPAIRING EXISTING LAWN SPRINKLER SYSTEM AS WELL USING EXISTING PLUMBING NO WORK IN ROW					
104469	209 CLIFFVIEW DR..21-3319	DENISE MCFARLIN	$50.00	$3,900.00	Pending
[60-1 - Repair/Alter Existing Plumbing System (Residential)]					
104476	1099 SHADOW LN..1-2706	MARQ INVESTMENTS LLC	$1,020.00	$4,000.00	Pending
[60-1 - Storm Sewers - Connection/Repair (Redisential)] STORM SEWER CONNECTION					
104477	3806 FINGER RD..21-188-1	DANIEL G & TRACI RAE KARNOPP	$1,530.00	$4,000.00	Closed
[60-1 - Sanitary Sewers - Connection/Repair (Residential)] SANITARY SEWER CONNECTION					
104498	1013 NICOLET AV..2-842	MICHAEL L & GARNET W BARKE	$30.00	$1,600.00	Pending
[60-1 - Repair/Alter Existing Plumbing System (Residential)] REPAIR SANITARY SEWER					
104503	1041 ELMORE ST..5-735	KRISTPHER L & CHRISTINA FANGMAN	$0.00	$13,000.00	Pending

[60-1 - Repair/Alter Existing Plumbing System (Residential)] REPLACE GALVANIZED LEAD WATER LINE

104504	403 NORTHERN AV..5-343	AUTUMN SCHLEIS	$0.00	$3,250.00	Pending

[60-1 - Repair/Alter Existing Plumbing System (Residential)] REPLACE GALVANIZED LEAD WATER LINE

104505	724 PARK ST..18-1355	REAL ESTATE VENTURES LLC	$30.00	$2,595.00	Pending

[60-1 - Repair/Alter Existing Plumbing System (Residential)] REPAIR BROKEN SEWER LATERAL

104506	1170 DIVISION ST..5-1344-A	BARBARA S BASCHE	$1,020.00	$500.00	Pending

[60-1 - Storm Sewers - Connection/Repair (Redisential)] STORM SEWER CONNECTION

104519	416 LAWE ST..16-50	DANIEL KIERNAN, ETAL	$0.00	$2,900.00	Pending

[60-1 - Water Service - Connection/Repair (Residential)] REPLACE LEAD WATER SERVICE

104521	418 LAWE ST..16-50	DANIEL KIERNAN, ETAL	$0.00	$2,900.00	Pending

[60-1 - Water Service - Connection/Repair (Residential)] REPLACE LEAD WATER SERVICE

104522	724 S CLAY ST..14-843	JONATHAN T & CHERYL D BUNKER	$0.00	$2,900.00	Pending

[60-1 - Water Service - Connection/Repair (Residential)] REPLACE LEAD WATER SERVICE

104523	1169 LAWE ST..14-1154	MICHELLE L YSEBAERT	$0.00	$2,900.00	Pending

[60-1 - Water Service - Connection/Repair (Residential)] REPLACE LEAD WATER SERVICE

104524	1218 13th AV..1-723	DOREEN K & DAVID A DEPREY	$0.00	$2,900.00	Pending

[60-1 - Water Service - Connection/Repair (Residential)] REPLACE LEAD WATER SERVICE

104525	1239 CEDAR ST..8-353	KATHLEEN M GLIME	$0.00	$2,900.00	Pending

[60-1 - Water Service - Connection/Repair (Residential)] REPLACE LEAD WATER SERVICE

103272	1521 SHAWANO AV..6-1698	BFH REALTY LLC	$89.20	$9,430.00	Pending

[70-1 - Signs - Permanent] Proposed Monument Sign

103776	627 N IRWIN AV..8-227	MIRHASHEMI INC	$157.13	$5,300.00	Pending

[70-1 - Signs - Permanent] Wall Sign
Installed w/o permit = double fee

104002	1921 VERLIN RD , Unit: UNIT 1-2..23-254-5	MCR RENTALS LLC	$129.20	$1,600.00	Pending

[70-1 - Signs - Permanent] 2 new wall tenant signs

104020	330 PACKERLAND DR..6H-1738	RADISSON PARTNERS LLC	$117.23	$23,000.00	Pending

[70-1 - Signs - Permanent] Updated Monument Sign with EMC

104066	875 LOMBARDI AV..1-2729	JJ 875 PROPERTY LLC	$174.80	$13,790.00	Pending

[70-1 - Signs - Permanent] Proposed Wall Sign

104096	139 N BROADWAY..4-254	BASCOM HOLDINGS LLC	$191.05	$5,615.00	Pending

[70-1 - Signs - Permanent] Proposed Wall and Projecting Sign

104268	1226 REDWOOD DR..1-1906	IGLESIA DEL DIOS VIVO COLUMNA Y APOYO DE LA..INC	$120.85	$1,750.00	Pending

[70-1 - Signs - Permanent] Proposed Monument Sign

104454	1226 REDWOOD DR..1-1906	IGLESIA DEL DIOS VIVO COLUMNA Y APOYO DE LA..INC	$90.00	$1.00	Pending

[70-1 - Signs - Temporary] Proposed Temporary Sign

104484	1330 S MILITARY AV..6-209-D	GOLRUSK REAL ESTATE LLC	$80.30	$9,000.00	Pending

[70-1 - Signs - Permanent] Proposed Pole Sign

104486	200 PACKERLAND DR..6H-1736	RENN PACKERLAND PROPERTIES LLC	$90.00	$300.00	Pending
[70-1 - Signs - Permanent] Temporary Sign					
104494	2001 HOLMGREN WAY..1-1841-B-2	BAR HOLMGREN INVESTMENT GROUP LLC	$146.00	$146.00	Pending
[70-1 - Signs - Permanent] Permanent Wall Signs					
102699	ATKINSON DR..6-3039	BAYPORT HOLDINGS LLC	$789.54	$90,000.00	Pending
[80-1 - Site (Erosion Control, Fill, Excavating)(EC ONLY PROJECT)] EC APPROVED 2/15/21 SW Approved					
Totals:	420 projects		$95,101.26	$14,586,546.56	

Summary of Projects Issued

4/1/2021 to 4/30/2021

Class of Work	Proj	Site	Plan	Bldg	Elec	HVAC	Plbg	EC	Fees Paid	Estimated Cost
1 Residential - New - Single Family House	7	7	14	7	7	7	7	7	$8,986.49	$1,905,000.00
2 Residential - Addition - Single Family House	4	4	4	4	3	2	2	0	$854.52	$133,468.00
2 Residential - Alteration - 1 -2 Family House	31	2	22	31	20	10	18	0	$5,840.26	$521,527.00
4 Residential - Addition - Garage, Carport	3	2	3	3	1	0	1	0	$375.00	$85,000.00
4 Residential - Alteration - Garage or carport or Shed	2	2	2	2	2	0	0	0	$300.00	$55,000.00
7 Deck, Porch, Patio, Ramp (Residential)	20	11	12	20	1	0	0	0	$1,625.00	$176,488.00
9 Raze - Building or Structure (Residential)	2	0	2	2	0	0	2	2	$350.00	$33,400.00
11 Driveway Replacement and/or Expansion (Residential)	18	0	0	18	0	0	0	0	$900.00	$78,926.87
11 Fence (Residential)	63	0	0	63	0	0	0	0	$3,150.00	$279,420.45
11 Foundation Repair (Residential)	4	0	0	4	0	0	0	0	$201.75	$96,512.00
11 Garage/Carport/Shed (residential)	29	10	9	29	5	1	0	0	$2,308.62	$226,399.00
11 Swimming Pool (Residential)	7	6	2	7	7	4	0	1	$1,242.50	$268,353.00
11 Z - Misc Project Not Listed (Resiential)	1	0	0	1	0	0	0	0	$50.00	$1,500.00
30 Commercial - Alteration - Multi-Family of 3 or more units	1	0	1	1	1	1	1	0	$1,904.70	$250,000.00
31 Commercial - Addition - Non-Residence, Non-housekeeping	1	1	4	1	1	1	1	1	$13,951.60	$4,339,725.00
31 Commercial - Alteration - Non-Residence, Non-Housekeeping	10	0	7	10	9	7	6	0	$12,282.77	$3,067,482.23
34 Cell Tower - Alteration to Existing (Commercial)	1	0	0	1	0	0	0	0	$70.00	$55,000.00
34 Parking Lot - New & Reconstruction (Commerical)	4	4	3	4	2	0	1	2	$1,017.00	$305,000.00
34 Raze- Building or Structure (Commercial)	5	1	3	5	0	0	2	3	$845.00	$264,700.00
34 Roofing (Commercial)	1	0	0	1	0	0	0	0	$70.00	$8,425.00
34 Z - Misc Project Not Listed (Commercial)	1	1	1	1	1	0	0	0	$345.00	$20,000.00
40 Electrical Service - Change (Commercial)	6	0	0	0	6	0	0	0	$70.00	$5,500.00
40 Electrical Service - Repair (Commercial)	1	0	0	0	1	0	0	0	$70.00	$598.41
40 Electrical Service - Change (Residential)	15	0	0	0	15	0	0	0	$750.00	$28,850.00
40 Electrical Service - Repair (Residential)	5	0	0	0	5	0	0	0	$250.00	$6,100.00
40 Electrical Wiring (Misc., Alteration, Repair) (Commercial)	5	0	0	0	5	0	0	0	$420.00	$48,160.00
40 Electrical Wiring (Misc., Alteration, Repair) (Residential)	1	0	0	0	1	0	0	0	$50.00	$8,461.00
40 New Electrical System (Residential)	2	0	2	1	2	1	1	1	$6,536.75	$1,150,500.00
40 Solar Panels - Electric	2	1	2	2	2	0	0	0	$275.00	$11,920.00
50 AC Unit Only (Commercial)	1	0	0	0	0	1	0	0	$70.00	$145,071.00
50 AC Unit Only (Residential)	32	0	0	0	0	32	0	0	$1,550.00	$144,437.70
50 Heating and Air Conditioning Units (Commercial)	4	0	0	0	0	4	0	0	$910.00	$63,620.00
50 Heating and Air Conditioning Units (Residential)	26	0	0	0	0	26	0	0	$1,350.00	$247,030.00
50 Heating Unit Only (Commercial)	1	0	0	0	0	1	0	0	$70.00	$13,964.00
50 Heating Unit Only (Residential)	20	0	0	0	0	20	0	0	$1,000.00	$99,881.90
50 Repair/Alter Existing HVAC System (Residential)	1	0	0	0	0	1	0	0	$50.00	$350.00

60 Lawn Sprinklers (Commercial)	1	0	0	0	0	0	1	0	$70.00	$10,000.00
60 Lawn Sprinklers (Residential)	2	0	0	0	0	0	2	0	$150.00	$8,400.00
60 Repair/Alter Existing Plumbing System (Commercial)	1	0	0	0	0	0	1	0	$70.00	$2,989.00
60 Repair/Alter Existing Plumbing System (Residential)	31	0	0	0	0	0	31	0	$924.00	$178,795.00
60 Sanitary Sewers - Connection/Repair (Commercial)	1	0	0	0	0	0	1	0	$30.00	$13,300.00
60 Sanitary Sewers - Connection/Repair (Residential)	3	0	0	0	0	0	3	0	$3,090.00	$10,000.00
60 Storm Sewers - Connection/Repair (Redisential)	18	0	0	0	0	0	18	0	$18,360.00	$15,785.00
60 Water Heater (Commercial)	2	0	0	0	0	0	2	0	$140.00	$5,000.00
60 Water Service - Connection/Repair (Commercial)	1	0	0	0	0	0	1	0	$0.00	$3,000.00
60 Water Service - Connection/Repair (Residential)	11	0	0	0	0	0	11	0	$0.00	$33,575.00
70 Signs - Permanent	10	9	0	10	1	0	0	0	$1,295.76	$69,931.00
70 Signs - Temporary	1	0	0	1	0	0	0	0	$90.00	$1.00
80 Site (Erosion Control, Fill, Excavating)(EC ONLY PROJECT)	1	1	1	0	0	0	0	1	$789.54	$90,000.00
Totals:	420	62	94	229	98	119	113	18	$95,101.26	$14,586,546.56

STATE OF WISCONSIN
DEPARTMENT OF ADMINISTRATION
DIVISION OF EXECUTIVE BUDGET AND FINANCE
DOA-2778 (R03/2019)

STATE CONTROLLER'S OFFICE-CMO
101 E. WILSON STREET, 5th FL
PO BOX 7932
MADISON, WI 53707-7932
(608) 261-7749

MUNICIPAL COURT MONTHLY FINANCIAL REPORT

County Name	County Code Number	Report for Month/Year
Brown	05	April, 2021
Municipal Name	**Municipal Code Number**	**Telephone Number**
Green Bay Municipal Court	231	920-448-3131

I. MUNICIPAL COURT OFFICIAL	Total Amount Collected	Share to be retained by Municipality	Share to be sent to County	Share to be sent to State
1. Forfeitures for Municipal Ordinance Violations (Except for Municipal Ordinances in Conformity with Ch 348,Stats.)	$ 112,014.30	$ 112,014.30		
Adjustment (if applicable)	$ .00	$ .00		
2. Municipal Court Costs (Chapter 814, Subchapter II, s. 814.65, Stats.)	$ 41,829.24	$ 36,044.50		$ 5,784.74
Adjustment (if applicable)	$ .00	$ .00		$ .00
3. Penalty Surcharges (s. 757.05, Stats.)	$ 28,201.75			$ 28,201.75
Adjustment (if applicable)	$ .00			$ .00
4. County Jail Surcharges (s. 302.46(1)(a), Stats.)	$ 11,299.85		$ 11,299.85	
Adjustment (if applicable)	$ .00		$ .00	
5. Driver Improvement Surcharges (s. 346.655, Stats.)	$ 13,750.91		$ 7,157.05	$ 6,593.86
Adjustment (if applicable)	$ .00		$ .00	$ .00
6. Crime Lab and Drug Enforcement Surcharges (s. 165.755(4), Stats.)	$ 14,410.84			$ 14,410.84
Adjustment (if applicable)	$ .00			$ .00
7. Domestic Abuse Surcharges (s. 973.055(2)(b), Stats.)	$ .00			$ .00
Adjustment (if applicable)	$ .00			$ .00
8. Truck Weight Restrictions (Municipal Ordinances in Conformity with Ch. 348, Stats., s. 66.12(3)(c))	$ .00	$ .00		$ .00
Adjustment (if applicable)	$ .00	$ .00		$ .00
9. Ignition Interlock Device Surcharge (s. 343.301(5), Stats.)	$ 1,541.56		$ 1,541.56	
Adjustment (if applicable)	$ .00		$ .00	
10. GPS Tracking Surcharge (for violations of ordinances conforming to s. 813.12 or s.813.125, Stats.)	$ .00			$ .00
Adjustment (if applicable)	$ .00			$ .00
11. Safe Ride Program (s. 85.55, Stats.)	$ 1,607.47			$ 1,607.47
Adjustment (if applicable)	$ .00			$ .00
12. Totals	$ 224,655.92	$ 148,058.80	$ 19,998.46	**Pay This Amount** $ 56,598.66

Continue onto the next page.

STATE OF WISCONSIN
DEPARTMENT OF ADMINISTRATION
DIVISION OF EXECUTIVE BUDGET AND FINANCE
DOA-2778 (R03/2019)

MUNICIPAL COURT MONTHLY FINANCIAL REPORT

STATE CONTROLLER'S OFFICE-CMO
101 E. WILSON STREET, 5th FL
PO BOX 7932
MADISON, WI 53707-7932
(608) 261-7749

II. CERTIFICATION OF MUNICIPAL COURT OFFICIAL

I hereby certify that this report reflects all actions requiring forfeitures, court costs and surcharges collected during the month designated.

Name: NEIL BASTEN Signature: Neil Basten Date: 5-3-2021

III. TREASURER'S CERTIFICATION

I hereby certify that the above amount due the state has been received. After so certifying, a copy of this report will be returned to the signer of this report as a receipt, and the stated amount will be remitted to the Department of Administration with this report.

Treasurer: Pamela R. Manley Date: 5/6/21

In the event the Department of Administration has questions about this report and payment, who should we contact?

Name:	Telephone #	Email Address
Neil Basten	920-448-3131	neilba@greenbaywi.gov

RESOLUTION AUTHORIZING CONDITIONAL USE PERMIT IN THE 1030 BLOCK SOUTH ASHLAND AVENUE (ZP 21-03)

May 18, 2021

BY THE COMMON COUNCIL OF THE CITY OF GREEN BAY, RESOLVED:

That, pursuant to Zoning Petition 21-03 and the recommendation of the Plan Commission on May 10, 2021, the City of Green Bay does authorize a conditional-use permit for the reconstruction of an off-premise digital and static message billboard in a General Industrial (GI) district, 1030 Block South Ashland Avenue, submitted by Renee St. Laurent, Lamar Advertising, Wisconsin Central, Ltd., property owner:

> THE PORTION OF THE PROPERTY LOCATED IMMEDIATELY EAST OF THE SOUTH ASHLAND AVENUE RIGHT-OF-WAY MORE FULLY DESCRIBED AS: 12.005 AC M/L R-O-W OVER PC5W BOUNDED AS FOLLOWS: N BY S/L OF PC 4, 205 D 460, 141 D 41, 4 CSM 117, 300 D 594 & 180 D 578; E BY FOX RIVER; S BY 180 D 466, 7TH ST, 2012380 & NICOLET ADD BLK 1; W BY W/L 11TH AV & PINECREST ADDN BLKS 5 & 6 EX THAT PRT LYG S OF 100 FT RR R-O-W LYG BETWEEN S BROADWAY & FV&W RR R-O-W AND LYG N OF 2012380 & 7TH ST EX RDS & EX 51 CSM 187
>
> Tax Parcel: 1-1404

Said conditional-use permit shall be granted subject to:

a. A site plan and applicable permit applications are submitted to the Department of Community and Economic Development (DCED) for review and approval.

b. The sign permit application shall not be valid unless approved by the Director of Public Works or his/her designee (Traffic Engineer).

c. The Department of Public Works shall be provided with the means to turn off a digital billboard in the case of hazardous glare, interference with the visibility or effectiveness of a traffic signal or control, or other traffic hazard caused by the sign.

d. The owner of the sign shall maintain up-to-date contact information with the Department of Public Works. The contact information is to provide 24 hours per day, 7 days per week access to a person or persons that is/are available at all times to respond to a hazardous sign situation.

e. The proposed signage shall meet all of the requirements of Chapter 13-2013(i), Green Bay Zoning Code.

f. Removal of the existing two billboard sign faces at 842 South Military Avenue, raze Project # 102966 prior to the issuance of permits related to this request.

g. No other off-premise sign owned or operated by Lamar Advertising within 350 feet of the subject request shall be converted to an electronic multiple message sign along a south facing sign face.

Adopted _____

Approved _____

_____

Mayor

_____

Clerk

pn
Attachment – Map

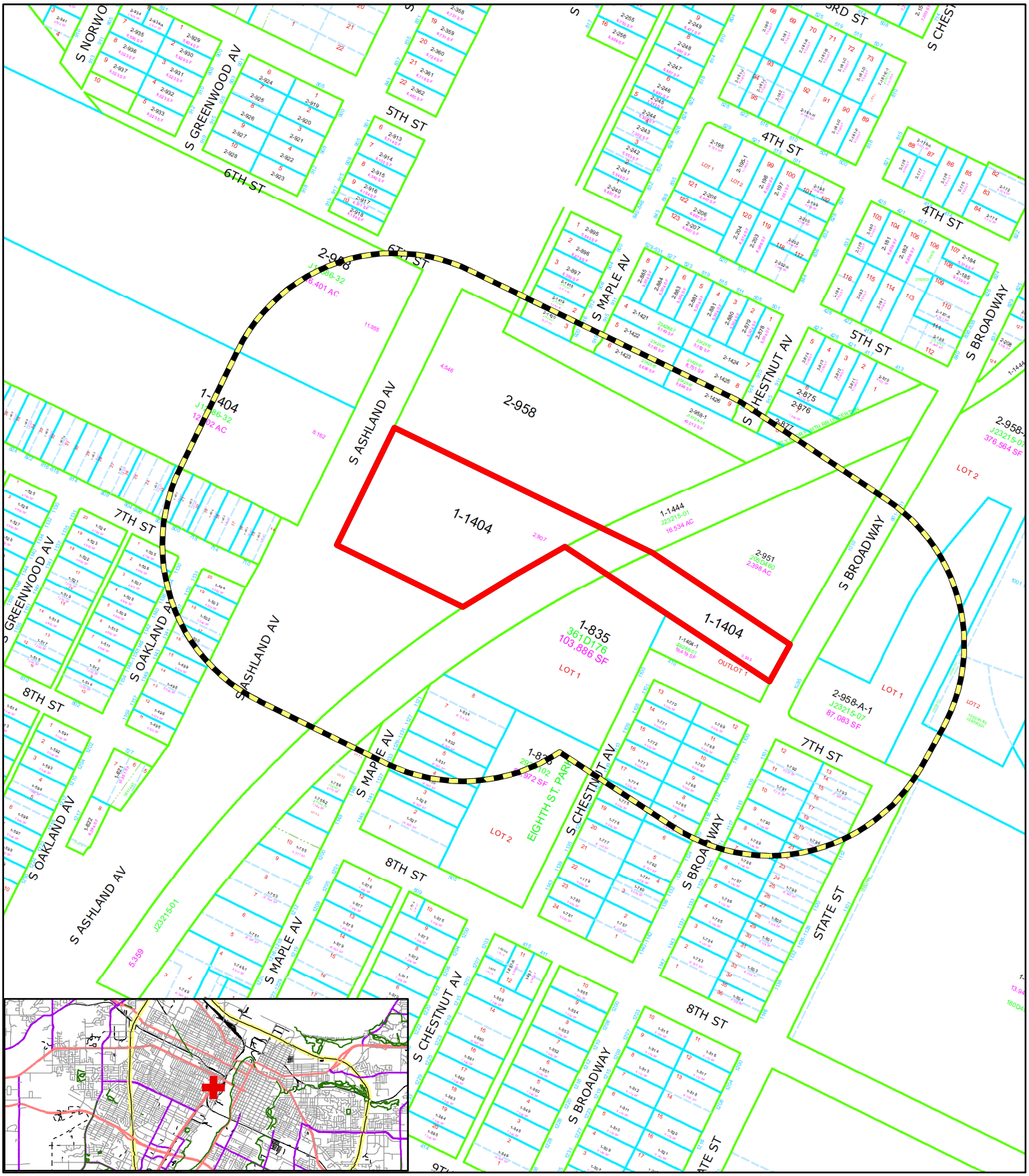

Zoning Petition (ZP 21-03)

Proposed Conditional Use Permit (CUP)

1030 Block South Ashland Avenue

Subject Area

400' Property Owner Notice

0 5,000 10,000 Feet

N

This is a compilation of records and data located in various City of Green Bay offices and is to be used for reference purposes only. The City of Green Bay is not responsible for any inaccuracies or unauthorized use of the information contained within. No warranties are implied.
Map prepared by PN

RESOLUTION AUTHORIZING CONDITIONAL USE PERMIT AT 533 EAST WALNUT STREET (ZP 21-11)

May 18, 2021

BY THE COMMON COUNCIL OF THE CITY OF GREEN BAY, RESOLVED:

That, pursuant to Zoning Petition 21-11 and the recommendation of the Plan Commission on May 10, 2021, the City of Green Bay does authorize a conditional-use permit for a motor vehicle repair, minor in a Downtown One (D1) district located at 533 East Walnut Street, submitted by Murray D. Wikol, Green Bay Business Center III, LLC., property owner:

PLAT OF NAVARINO LOTS 708 & 709 EX ST AS DESC IN 975 R 447 & EX J7609-21 FOR ST & EX 2649463 FOR RD, 15,791 SQ FT

Tax Parcel No.11-225

Said conditional-use permit shall be granted subject to:

a. Compliance with all of the regulations of the Green Bay Municipal Code not covered under the Conditional Use Permit (CUP), including standard site plan review and approval.
b. Inoperable or unregistered vehicles not associated with repair work shall not be stored on-site.
c. No outdoor repair work and no outdoor storage will be permitted. All vehicle parts and tires shall be stored inside the enclosed building.
d. Direction of flow regarding vehicles for repair shall be one-way.
e. Consolidation of 519 & 521 East Walnut Street with 533 East Walnut Street.

Adopted _____

Approved _____

_____
Mayor

_____
Clerk

pn
Attachment – Map

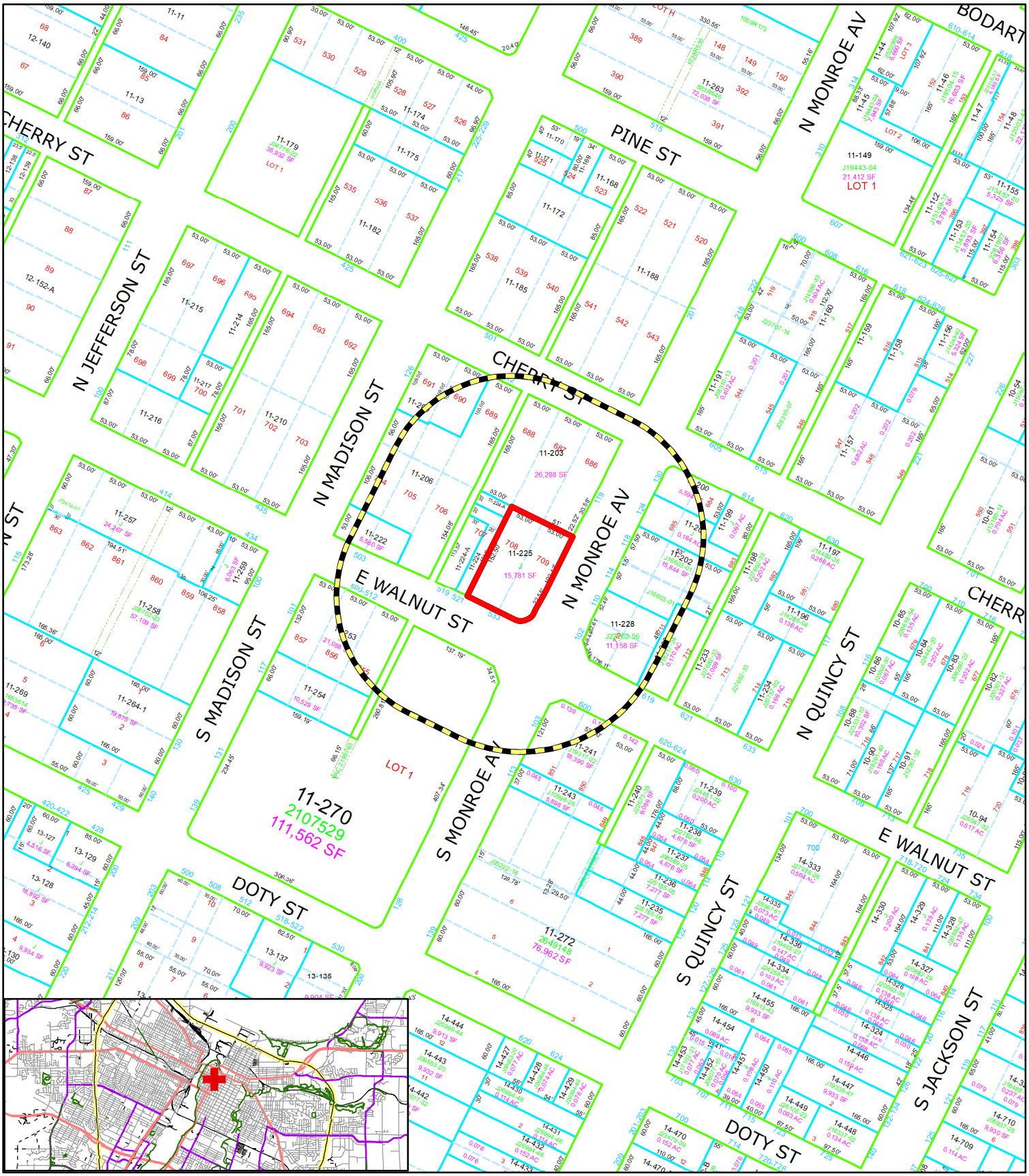

Zoning Petition (ZP 21-11)

Proposed Conditional Use Permit (CUP)

533 East Walnut Street

Subject Area

200' Property Owner Notice

0 5,000 10,000 Feet

N

This is a compilation of records and data located in various City of Green Bay offices and is to be used for reference purposes only. The City of Green Bay is not responsible for any inaccuracies or unauthorized use of the information contained within. No warranties are implied.
Map prepared by PN

RESOLUTION AUTHORIZING CONDITIONAL USE PERMIT ALONG THE 800 BLOCK OF S HURON ROAD (ZP 21-09)

May 18, 2021

BY THE COMMON COUNCIL OF THE CITY OF GREEN BAY, RESOLVED:

That, pursuant to Zoning Petition 21-09 and the recommendation of the Plan Commission on May 10, 2021, the City of Green Bay does authorize a conditional-use permit for the number of the maximum allowable parking stalls per Chapter 13-1714(f) along the 800 Block of S. Huron Road, submitted by Joel Ehrfurth, Mach IV Engineering & Surveying, LLC, on behalf of Mason-Huron Properties, Inc., property owner:

> PLAT OF THE NORTHEAST ¼ OF THE NORTHWEST ¼, SECTION 11, T23N-R21E, CITY OF GREEN BAY, BROWN COUNTY, WISCONSIN 0.78 AC M/L
> Tax Parcel No.21-172-4

Said conditional-use permit shall be granted subject to:

a. Resubmission of a site plan to comply with Chapter 13-1821.
b. Compliance with all the regulations of the Green Bay Municipal Code not covered under the Conditional Use Permit, including standard site plan review and approval.

Adopted _____

Approved _____

_____
Mayor

_____
Clerk

sjh
Attachment – Map

(ZP 21-09) Conditional Use Permit
to Exceed Maximum Parking
along 800 Block S. Huron Road

0 55 110 220 Feet

N

Subject Parcel

200-ft. Notification Area

This is a compilation of records and data located in various City of Green Bay offices and is to be used for reference purposes only. The City of Green Bay is not responsible for any inaccuracies or unauthorized use of the information contained within. No warranties are implied. Map prepared by City of Green Bay Department of Community and Economic Development. E.R. 28 Apr 2021 I:\DeptData\Planning\City\CityActions\Zoning_Petitions\ZoningPetitions2021\ZP 21-09 CUP for max number of stalls-800 Block S Huron Rd\ZP 21-09.mxd

FINAL PAYMENTS RESOLUTION
May 18, 2021

BY THE COMMON COUNCIL OF THE CITY OF GREEN BAY, RESOLVED:

That the City Clerk be and is hereby instructed to draw FINAL ORDERS in favor of the following contractors for their projects in the amounts listed as follows:

1. RFB #3274 FIBER OPTIC CABLING AT BAY BEACH WILDLIFE SANCTUARY – 2020
HOLTGER BROTHERS, INC.

TOTAL AMOUNT EARNED:	$	48,440.00
LESS AMOUNT RETAINED:	$	0.00
	$	48,440.00
LESS AMOUNT PREVIOUSLY PAID:	$	46,018.00
AMOUNT DUE THIS PAYMENT:	**$**	**2,422.00**

ACCOUNT NUMBERS
410600-53001-96902: $2,422.00
PO #2000150

Adopted _____, 2021

Approved _____, 2021

_____
Mayor

ATTEST:

_____
City Clerk

EJNS