



AGENDA OF THE BOARD OF REVIEW

**WEDNESDAY, MAY 26, 2021, 9:00 AM
CITY HALL, 203**

A. Zoom Meeting Information

1. This item contains the virtual Zoom meeting information and instructions.

B. Roll Call.

C. Election of Chairperson and Vice Chairperson

D. Presentation and discussion on procedures governing review process and new laws affecting the proceedings.

E. Statement and verification by the City Clerk.

1. Members have met the mandatory training requirements.
2. Ordinance governing confidentiality of income and expense information provided to the City Assessor.
3. Percentage of Assessments.

F. Discussion on Annual Assessment Report.

G. Examination of the Assessment Roll and performance of statutory duties.

H. Consideration with possible action on additional requests received by the City Assessor as permitted by law.

I. Consideration with possible action on request for waivers of Board of Review hearings.

J. Consideration with possible action on Notices of Intent to File Objections received by the Clerk by May 24, 2021 at 8:30 a.m.

K. Consideration with possible action on Notices of Intent to File Objections received by the Clerk on or after May 24, 2021.

- L. Consideration with possible action on requests for waiver of the 48-hour notice of intent to file an objection.**
- M. Adjournment.**

- 1) THIS MEETING IS RECORDED: THE VIDEO OF THIS MEETING AND MINUTES ARE AVAILABLE ONLINE AT www.greenbaywi.gov
- 2) ACCESSIBILITY: Any person wishing to attend who requires special accommodation because of a disability, should contact the City Safety Manager at 920-448-3125 at least 48 hours before the scheduled meeting time so that arrangements can be made.
- 3) QUORUM: Please take notice that members of the Common Council and its subcommittees may attend this meeting, resulting in a majority or quorum of that body. No action will be taken by any City of Green Bay governmental body at the above-stated meeting other than the Board of Review.

Virtual Meeting Instructions



Board of Review 2021-05-26

Zoom Meeting Information

Celestine Jeffreys is inviting you to a scheduled Zoom meeting.

Join Zoom Meeting

<https://us02web.zoom.us/j/83933954442>

Meeting ID: 839 3395 4442

Passcode: 370119

One tap mobile

+13017158592,,83933954442#,,,,*370119# US (Washington DC)

+13126266799,,83933954442#,,,,*370119# US (Chicago)

Dial by your location

+1 301 715 8592 US (Washington DC)

+1 312 626 6799 US (Chicago)

+1 929 205 6099 US (New York)

+1 253 215 8782 US (Tacoma)

+1 346 248 7799 US (Houston)

+1 669 900 6833 US (San Jose)

Meeting ID: 839 3395 4442

Passcode: 370119

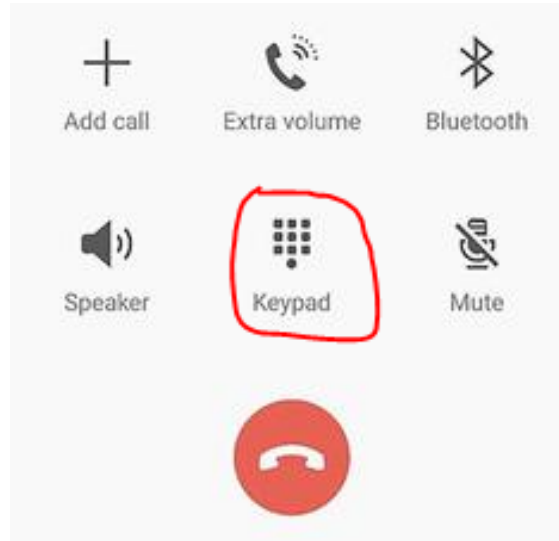
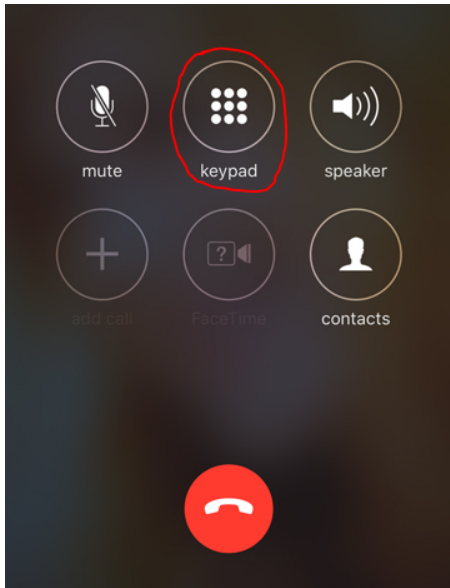
Find your local number: <https://us02web.zoom.us/j/83933954442>

Additional Information

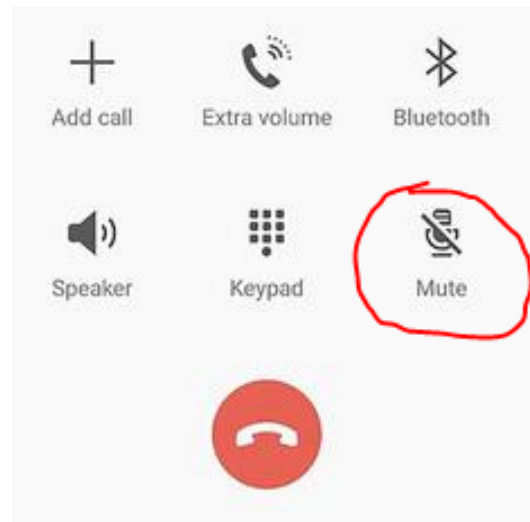
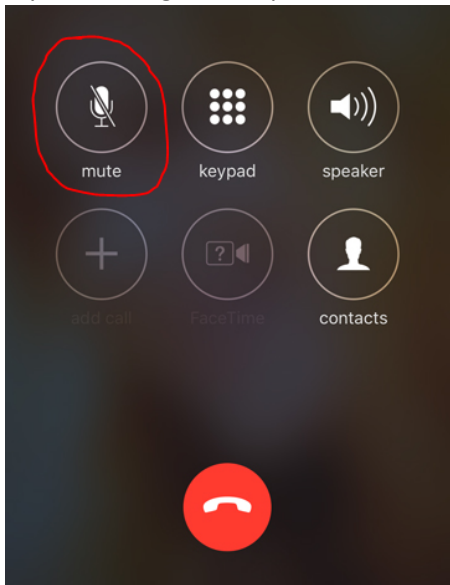
1. Wisconsin Open Meetings Law still applies
 - a. Persons interested in speaking to an item must give their name and address
 - b. Committee/Commission/Board members will still follow *Roberts Rules of Order*
2. All zoom meetings will have a password in the instructions. Please enter when prompted.
3. Please log into the Zoom meeting 10 minutes before the meeting starts to ensure proper technology is working.
 - a. If you are a Board Member, please log into [CivicClerk](#) with a computer, laptop, or tablet device.
4. Once you are in the meeting please mute yourselves.
 - a. You may unmute yourself when you are called upon to speak.
5. Waiting room
 - a. When you call in, all callers/participants will be placed in a “waiting room.”
 - b. Persons on the agenda will be admitted to the meeting, and then once the item is concluded, the host will permanently mute you from the meeting (you can still hear the meeting).
6. Using Zoom with a tablet or computer
 - a. Tablet—you will be asked to sign in. Download the app either with the Apple Store or the Play Store
 - b. Computer—you will be asked to sign in. You may download the app or click on the link to open Zoom in your browser.
7. Registering
 - a. The host may ask you to register for the meeting. A registration link will be sent to you along with the invite. You’ll receive another email confirming that you’re registered for the meeting.
 - b. If you’re using a phone, your registration will still be tied to an email.
8. Raising your hand
 - a. Committee members—you can either use CivicClerk and request to speak or you can “raise your hand” in the zoom meeting (you’d need to use a computer or tablet) to let the host know you’d like to speak. You can also un-mute yourselves and start speaking.
 - b. Persons on the agenda—you can “raise your hand” but you’d need to use a computer. You will be allowed to speak, per Wisconsin Open Meetings Rules, once the committee has “opened the floor for interested parties to speak.” Once the committee is finished with your agenda item, the host will mute you permanently, unless the committee opens the floor again.
9. What devices should I use?
 - a. Smart phone (please see more detailed instructions on page 3)
 - b. Land line
 - c. Tablet—well in advance of the meeting, please download the Zoom Meeting app before you join a meeting by using either the Apple Store or the Play Store. You will be asked to input your name, thus identifying you for the meeting. You’ll also be asked to verify your email.
 - d. Computer—well in advance of the meeting, please download the Zoom Meeting app, but you can also click on a link to open the Zoom Meeting in your browser. You will be asked to input your name, thus identifying you for the meeting.
 - e. For tablet and computer users—if you download the app you will be asked to verify your email.
10. Zoom etiquette
 - a. Muting yourselves when you’re not talking will prevent your background noise from interfering with others’ ability to listen to and participate in the meeting.
 - b. If you’re using a telephone, please identify yourself with your phone number and name before you speak. Zoom meeting hosts can see only your telephone number and will ask you to identify yourselves.
11. Closed session
 - a. Persons in the Zoom meeting will be put into a waiting room while the committee meets in Closed Session. Participants will be admitted back into the Zoom meeting once the committee reconvenes in Open Session.
 - b. Persons watching live on YouTube will see a gray screen with the City logo during closed session.
12. Persons interested in attending anonymously or listening to the meeting may call in by dialing *67 followed by the phone number above.

Calling into the Zoom meeting using a smartphone

1. Dial the phone number listed at the beginning of this document.
2. When prompted, enter the Meeting ID number followed by #
 - a. If you're using a smartphone, you can access the keypad by clicking "Keypad" on your screen



3. Once you are in the meeting, notify the meeting host that you are in and state your name.
4. If you do not need to talk, please make sure your phone is on **Mute**
 - a. If you're using a smartphone, look at your screen and click the Mute button



- b. If you're using a computer, you should see a Mute button in the Zoom application

