



AGENDA OF THE JOINT FINANCE/PERSONNEL COMMITTEE

THURSDAY, NOVEMBER 2, 2023, 3:00 PM
In person at City Hall, Room 203 - Council Chambers.
Virtual attendance is also available via Zoom.

A. Zoom Meeting Instructions.

1. This item contains Zoom information, instructions, and a link to the Virtual Comment Form.

B. Roll Call.

C. Approval of the Agenda.

1. Approval of the Agenda for the November 2, 2023, meeting of the Joint Finance/Personnel Committee.

D. Approval of Minutes.

1. Approval of the Finance Committee minutes from the October 24, 2023 meeting.
2. Approval of the Personnel Committee minutes from the October 24, 2023 meeting.

E. Regular Business.

1. Consideration with possible action on the request for 2024 new positions and reclassifications. Recommendation to discuss during the individual departments 2024 budget approval.
2. Consideration with possible action to amend the compensation for the Common Council, Municipal Judge, and Mayor positions.
3. Consideration with possible action on the implementation of the updated City Pay Plan as recommended by Carlson Dettmann market analysis referred to staff from the October 24, 2023, Personnel Committee meeting.
4. Consideration with possible action regarding the 2024 budget recommendations from Alderpersons.

F. Review and Approval of the Mayor's Recommended 2024 Budget

1. Common Council (page 24).
2. Mayor's Office (page 28).
3. Administrative Services (pages 38-41).
4. Information Technology and Equipment Replacement (pages 49-50).
5. Law (pages 57-58).
6. Municipal Court (pages 63-64).
7. Human Resources (pages 72-73).
8. Community & Economic Development (85-87).
9. Police Department (pages 96-99).
10. Fire Department.
General Fund (pages 108-111)
Allouez (pages 112-113)
Bellevue (pages 189-190)
11. Department of Public Works includes Engineering, Operations, Traffic and Equipment Replacement (pages-120-124).
12. Parks, Recreation & Forestry and Equipment Replacement (pages 139-143).
13. Miscellaneous (page 148).
14. Special Revenue Funds (pages 164-191).
15. Debt Service Fund (pages 193-195).
16. Capital Projects Funds (pages 197-241).
17. Internal Service Funds (pages 256-258).

G. Informational.

1. Enterprise Transit (pages 247-252).

H. Adjournment.

- 1) THIS MEETING IS RECORDED: THE VIDEO OF THIS MEETING AND MINUTES ARE AVAILABLE ONLINE AT www.greenbaywi.gov
- 2) ACCESSIBILITY: Any person wishing to attend who requires special accommodation because of a disability, should contact the City Safety Manager at 920-448-3125 at least 48 hours before the scheduled meeting time so that arrangements can be made.

- 3) **QUORUM:** Please take notice that a majority or quorum of the Common Council will attend this Joint Finance/Personnel Committee meeting and will constitute a meeting of the Common Council for purposes of discussion and information gathering relative to this agenda.
- 4) **REPRESENTATION:** The party requesting the communication, or their representative, should be present at this meeting.

Virtual Meeting Instructions



Joint Finance/Personnel Committee 11/2/2023

Zoom Meeting Information

Join Zoom Meeting

<https://us02web.zoom.us/j/82996732852?pwd=ay9vODFqeVWUHHZRU1qaUtMd2ZOUT09>

Meeting ID: 829 9673 2852

Passcode: 533236

One tap mobile

+13092053325,,82996732852#,,,,*533236# US

+13126266799,,82996732852#,,,,*533236# US (Chicago)

Dial by your location

+1 309 205 3325 US

+1 312 626 6799 US (Chicago)

+1 646 931 3860 US

+1 929 205 6099 US (New York)

+1 301 715 8592 US (Washington DC)

+1 305 224 1968 US

+1 253 205 0468 US

+1 253 215 8782 US (Tacoma)

+1 346 248 7799 US (Houston)

+1 360 209 5623 US

+1 386 347 5053 US

+1 507 473 4847 US

+1 564 217 2000 US

+1 669 444 9171 US

+1 669 900 6833 US (San Jose)

+1 689 278 1000 US

+1 719 359 4580 US

Meeting ID: 829 9673 2852

Passcode: 533236

Public Comments

If you wish to speak at this public meeting or leave a comment, please fill out the online [Comment Form](#) prior to the meeting.

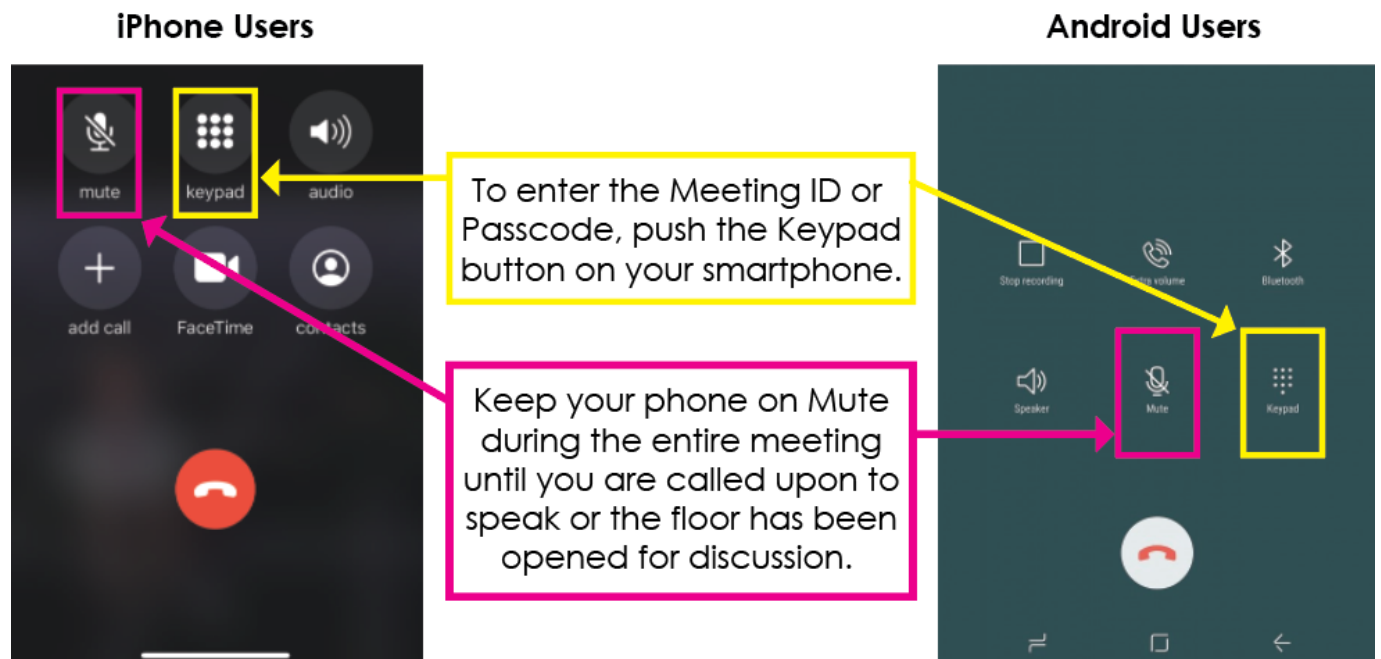
Additional Information

1. Wisconsin Open Meetings Law still applies
 - a. Persons interested in speaking to an item must state their name and address for the minutes.
 - b. Committee/Commission/Board members will still follow *Roberts Rules of Order Newly Revised 12th edition*.
2. Please log into the Zoom meeting at least 10 minutes before the meeting begins to ensure a proper connection and that your technology is working.
 - a. If you are a Board Member, please log into [CivicClerk](#) with a computer, laptop, or tablet device.
3. Once you are in the meeting please mute yourself.
 - a. You may unmute yourself when you are called upon to speak.
4. Waiting room
 - a. When you call in or connect via web or Zoom app, you will be placed in a “waiting room.”
 - b. The meeting host will then admit you to the meeting, and mute you upon entrance (you will still be able to hear and or otherwise observe the meeting).
5. Registering
 - a. The host may ask you to register for the meeting. A registration link will be sent to you along with the invite. You'll receive another email confirming that you're registered for the meeting.
 - b. If you're using a phone, your registration will be tied to an email.
6. Raising your hand
 - a. Committee/Commission/Board members—you can either use CivicClerk and request to speak or you can also utilize the “raise your hand” tool in the Zoom platform (you'd need to use a computer or tablet) to let the host know you would like to speak. You can also un-mute yourself and start speaking.
 - b. Persons with items on the agenda or other interested parties —you can also utilize the “raise your hand” tool on the Zoom platform via computer or mobile device. You will be allowed to speak once the committee, commission, or board has moved to “open the floor for interested parties to speak.” Once discussion on your agenda item has concluded, the host will mute you, unless the committee opens the floor again.
7. What devices should I use?
 - a. Smart phone (please see more detailed instructions on page 3)
 - b. Land line
 - c. Tablet—in advance of the meeting, please download the Zoom Meeting app by using either the Apple Store or the Play Store. You will be asked to input your name, to identify you for the meeting.
 - d. Computer—you can access the meeting through a web browser by clicking on the meeting link, or through the Zoom Meeting app. If using the app, please download it in advance of the meeting. You will be asked to input your name, to identify yourself for the meeting.
 - e. For tablet and computer users--if you download the app you may be asked to verify your email.

8. Zoom etiquette
 - a. Muting yourself when you're not speaking will prevent your background noise from interfering with others' ability to listen to and participate in the meeting.
 - b. If you're using a telephone, please identify yourself with your phone number and state your name and address before you speak. Zoom meeting hosts can see only your telephone number and will ask you to identify yourself.
9. Closed session
 - a. Persons in the Zoom meeting will be put into a waiting room while the committee/commission/board meets in Closed Session. Participants will be admitted back into the Zoom meeting once the committee reconvenes in Open Session.
 - b. Persons watching a Common Council meeting live on YouTube will see a gray screen with the City logo during closed session.
10. Persons interested in attending anonymously or listening to the meeting may call in by dialing *67 followed by the phone number in the Zoom Meeting Information box.

Calling into the Zoom meeting using a smartphone

1. Dial the phone number listed at the beginning of this document.
2. When prompted, enter the Meeting ID number followed by #
3. Once you are in the meeting, notify the meeting host that you are in and state your name.
4. If you do not wish to speak, please make sure your phone is on **Mute**
 - a. If you're using a smartphone, look at your screen and click the Mute button





Report to the
Joint Finance/Personnel Committee
of the City of Green Bay

MEETING DATE

November 2, 2023

PREPARED BY

AGENDA ITEM # C.I

Approval of the Agenda for the November 2, 2023, meeting of the Joint Finance/Personnel Committee.

BACKGROUND

RECOMMENDATION

FISCAL IMPACT

ATTACHMENTS

None



Report to the
Joint Finance/Personnel Committee
of the City of Green Bay

MEETING DATE

November 2, 2023

PREPARED BY

AGENDA ITEM # E.1

Consideration with possible action on the request for 2024 new positions and reclassifications.
Recommendation to discuss during the individual departments 2024 budget approval.

BACKGROUND

RECOMMENDATION

To discuss during the individual departments 2024 budget approval.

FISCAL IMPACT

ATTACHMENTS

- I. 2024 Position Changes 10.11.23

Department	Employee	Description	Pay Grade/Step	Total Requested	Total Position Change	Levy Funded Change	Allocation Description
Department Requested							
Clerk	Deputy Clerk - Emp #30682	Reclass grade H to I	Grade 1I10 Step 4	\$ 94,524.80	\$ 6,165	\$ 6,165	101101-100%
DCED	New- Vacant Emp #3652	New-Neighborhood Compliance	Grade 2F10 Step 4	\$ 82,093.00	\$ 82,093	\$ 82,093	101255-100%
DCED	Principal Planner	Reclass L to M	Grade M Step 3	\$ 118,011.00	\$ 3,956	\$ 3,956	101251-100%
DPW	New-Vacant-Emp #3651	Civil Engineer I	Grade 1K10 Step 5	\$ 101,919.00	\$ 101,919	\$ 101,919	101504-100%
DPW	New Vacant-Emp #3650	Engineering Tech Facilities	Grade 2I10 Step 1	\$ 90,890.00	\$ 90,890	\$ 90,890	101500-100%
	Engineering Tech-Emp #3649						101-34%/201-33%/205-33% TO 201-25%/205-
DPW		Reclass Eng Aid to Eng Tech	Grade 2I10 Step 1	\$ 94,737.51	\$ 19,919	\$ (24,107)	75%
DPW	New Vacant-Emp #3648	Sewer Maintenance Worker	Grade 2G10 Step 5	\$ 85,117.00	\$ 85,117	\$ -	201-80% 205 20%
DPW	New Vacant-Emp #3647	Project Coordinator	Grade 2F10 Step 5	\$ 78,743.00	\$ 78,743	\$ 78,743	101503-100%
	Sr. GIS Analyst -Emp #30906		Grade 1K10 Step 6				201-25%/205-75% TO 101-34%/201-33%/205-
DPW		Reclass Sr. GIS Analyst		\$ 114,744.00	\$ 2,490	\$ 39,013	33%
DPW	New- Vacant	Seasonal Engineering Aid	Grade 1E10 Step 4	\$ 50,828.02	\$ 50,828	\$ 50,828	401 -100%
DPW	Facilities Manager	Asst City Engineer to Facilities Mgr	Grade O Step3	\$ 140,309.00	\$ 3,525	\$ 3,525	101 - 100%
Muni Court	Municipal Judge - #33761	Reclass .50 FTE to .65 FTE	9030 Step 2	\$ 98,267.00	\$ 16,884	\$ 16,884	101160 - 100%
Parks	New-Vacant-Emp #3638	Recreation Coordinator	Grade 2G10 Step 5	\$ 78,711.00	\$ 78,711	\$ 78,711	101600-100%
Police	New-Vacant-Emp #3645	Patrol Sergeant - Canine	3530 Step 1	\$ 130,078.00	\$ 130,078	\$ 130,078	101350-100%
Police	New-Vacant-Emp #3642	Support Assistant Ops	Grade 2E10 Step 3	\$ 75,474.00	\$ 75,474	\$ 75,474	101340-100%
		Reclass Lieutenant to Captain	Grade 1P10				
Police	Captain	Community Services		\$ 161,068.42	\$ 25,970	\$ 25,970	101341-100%
					\$ 852,762	\$ 760,142	
Carlson Dettmann Market Assessment							
Admin	Financial Analyst	Reclass grade G Hourly to H Exempt	Grade 2H10 Step 1	\$ 85,951.00	\$ 6,112	\$ 6,112	101101-100%
Admin	Financial Analyst	Reclass grade G Hourly to H Exempt	Grade 2H10 Step 1	\$ 76,394.00	\$ 6,283	\$ 6,283	101101-100%
Law	Deputy Attorney	Reclass grade to N to O	Grade 1O10 Step 3	\$ 130,949.00	\$ 2,180	\$ 2,180	101140-100%
		Reclass Sanitation Laborer to					
DPW	Foreperson	Reclass F to G	Grade G Step 1	\$ 82,747.10	\$ 4,972	\$ 4,972	1015320 - 100%
		Reclass Street Laborer to					
DPW	Foreperson	Reclass F to G	Grade G Step 1	\$ 82,747.10	\$ 9,499	\$ 9,499	1015210E - 100%
DPW	Reclass Operator I to Foreperson	Reclass F to G	Grade G Step 3	\$ 86,172.69	\$ 4,753	\$ 4,753	1015210E - 100%

Reclass Operator II to Foreperson								
DPW		Reclass F to G	Grade G Step 1	\$ 82,747.10	\$ 1,875	\$ 1,875	1015210E - 100%	
IT	Deputy IT Director	Reclass M to N	Grade N Step 2	\$ 132,300.22	\$ 7,622	\$ 7,622	101120 - 100%	
Fire	Battalion Chief	Compression N to O	Grade O Step 4	\$ 153,126.54	\$ 6,546	\$ 6,546	101410 - 100%	
Fire	Battalion Chief	Compression N to O	Grade O Step 3	\$ 150,257.10	\$ 6,325	\$ 6,325	101410 - 100%	
Fire	Battalion Chief	Compression N to O	Grade O Step 5	\$ 135,263.97	\$ 3,090	\$ 3,090	101410 - 100%	
Fire	Battalion Chief	Compression N to O	Grade O Step 3	\$ 147,447.24	\$ 2,761	\$ 2,761	101410 - 100%	
Fire	Battalion Chief	Compression N to O	Grade O Step 5	\$ 154,581.97	\$ 3,303	\$ 3,303	101410 - 100%	
Fire	Battalion Chief	Compression N to O	Grade O Step 3	\$ 143,457.24	\$ 2,761	\$ 2,761	101410 - 100%	
Fire	Assistant Fire Chief	Compression	Grade P Performance	\$ 169,370.97	\$ 3,270	\$ 3,270	101410 - 100%	
Fire	Assistant Fire Chief	Compression	Grade P Step 5	\$ 161,264.11	\$ 2,464	\$ 2,464	101410 - 100%	
Police	Captain	Compression N to O	Grade O Step 6	\$ 158,718.45	\$ 12,795	\$ 12,795	1013240 - 100%	
Police	Captain	Compression N to O	Grade O Step 5	\$ 137,939.58	\$ 9,982	\$ 9,982	1013470 - 100%	
Police	Captain	Compression N to O	Grade O Step 5	\$ 155,142.58	\$ 13,137	\$ 13,137	1013110 - 100%	
Police	Captain	Compression N to O	Grade O Step 5	\$ 155,142.58	\$ 13,306	\$ 13,306	1013460 - 100%	
Police	Commander	Compression	Grade P Step 7	\$ 170,878.67	\$ 7,774	\$ 7,774	1013460 - 100%	
Police	Commander	Compression	Grade P Step 5	\$ 163,018.39	\$ 9,690	\$ 9,690	1013110 - 100%	
				\$ 140,498	\$ 140,498	\$ 140,498		



Report to the
Joint Finance/Personnel Committee
of the City of Green Bay

MEETING DATE

November 2, 2023

PREPARED BY

AGENDA ITEM # E.2

Consideration with possible action to amend the compensation for the Common Council, Municipal Judge, and Mayor positions.

BACKGROUND

RECOMMENDATION

To discuss the wage increase for elected officials as part of the 2024 budget.

FISCAL IMPACT

ATTACHMENTS

- I. 2024 Budget Elected Official Compensation Memo



Human Resources Department
100 North Jefferson Street - Room 500
Green Bay, Wisconsin 54301-5026
www.greenbaywi.gov

Phone 920.448.3147
Fax 920.448.3128

MEMORANDUM

To: Joint Finance/Personnel Committee
From: Joseph Faulds, Chief of Operations
Re: City of Green Bay Elected Officials Compensation Memo
Date: November 2, 2023

COMPENSATION FOR ELECTED OFFICIALS

1. Common Council

The proposed budget includes a 2% increase for Common Council members for the start of the next Common Council term in April 2024.

The salaries for Common Council members shall be established before the filing of nomination papers (December 1, 2023). Wis. Stat. sec. 62.09(6)(am)2. Therefore, any change to the compensation for Common Council members for 2024 and/or 2025 shall be made prior to December 1, 2023.

2. Municipal Judge

The Municipal Judge was changed from a .65 FTE to a .5 FTE in 2022. The proposed budget changes the Municipal Judge position back to a .65 FTE. The total budget impact is an increase of \$16,884.

3. Mayor

Human Resources is working with Carlson Dettman to finalize the market assessment for the Mayor's position and will have a proposal prepared for the Joint Finance/Personnel Committee or the Common Council on November 9, 2023 at the Budget Meeting.

The Mayor's salary cannot change during the Mayor's term, so any proposal will impact the Mayoral term starting on 2027.



Report to the
Joint Finance/Personnel Committee
of the City of Green Bay

MEETING DATE

November 2, 2023

PREPARED BY

AGENDA ITEM # E.3

Consideration with possible action on the implementation of the updated City Pay Plan as recommended by Carlson Dettmann market analysis referred to staff from the October 24, 2023, Personnel Committee meeting.

BACKGROUND

RECOMMENDATION

Discussion regarding approval of the Carlson Dettmann Market Analysis for the 2024 Budget.

FISCAL IMPACT

ATTACHMENTS

- I. Personnel Committee - 2024 Proposed Pay Plan Update 10-24-23



MEMORANDUM

To: Personnel Committee

From: Joseph Faulds, Chief of Operations

Re: Amended City of Green Bay Employee Compensation Recommendation

Date: October 24, 2023

RECOMMENDATION

A recommendation was presented at the previous Personnel Committee meeting based on the recent market assessment conducted by Carlson and Dettman. The following was the recommendation for employees on the City Pay Plan for the 2024 budget and a historical review of the current pay plan:

- To implement the 50th/75th percentile plan starting January 1, 2024.
- Provide a 2% COLA on April 1, 2024.
- Employees will receive his or her annual step increase or increase in the performance range based on City policies.

2017 CLASSIFICATION AND COMPENSATION STUDY

The City implemented a new classification and compensation plan in 2017. Since the prior classification study was conducted in the 1980's, the 2017 study involved extensive internal review of positions as well as market comparisons with public sector entities. The purpose of the 2017 classification and compensation study was to:

- Establish a pay structure that created pay grades and classifications to ensure internal alignment and internal equity.
- Develop a pay structure that allows the City to recruit and retain talent.
- Increase the City of Green Bay salary plan to the 50th percentile of the market.
 - Hybrid plan (7 steps and a performance range).
 - Movement through the plan/pay grade steps is based on satisfactory performance.
 - Step 7 is the control point or midpoint of the pay grade (100% of the market).
- Create consistent guidelines for hiring and employee movement through the plan.
 - Employees generally hired between Steps 1 – 4.
 - Employees hired at Step 1 are eligible for a step increase after 6 months of employment.
 - Employees hired at Step 2 or higher are eligible for a step increase after 1 year of employment.

2023 EMPLOYEE MARKET ASSESSMENT

On May 2, 2023 the Common Council approved the contract for Carlson Dettman Consulting to conduct a market assessment for all City positions under the City's Pay Plan.

Market Assessment Objectives:

- The purpose of the study is to create a pay structure that either maintains the 50th percentile or exceeds the 50th percentile to help the City recruit and retain employees.
- The focus is strictly on the external wage and market comparability of each position.
- The market assessment did not include the review of each job classification and the respective job duties of the positions to determine placement of each position in the pay plan.
 - There were limited positions that were reviewed for placement in the pay plan and the list of positions is attached.

Market Comparisons:

- The study used a variety of public sector comparables and survey data including private and public sector wage data to evaluate our benchmark positions.
 - See Attached List of Comparables in the attached Carlson Dettman Presentation.
- Nonexempt positions tend to be compared to more localized comparables and exempt positions tend to be compared on a more regional/statewide basis.

Findings:

- Carlson and Dettmann presented (2) plan options for consideration:
 - 50th percentile or "Meet-the-Market" plan, or
 - 50th/75th percentile blend that places wages for City positions in a more competitive position than the 50th percentile plan.
- Compared to the 50th/75th market target our employees are:
 - Top one third of jobs are 11% behind the market
 - Lower two-thirds are 6% behind the market
- The 50th/75th market plan provides the City with the same hybrid plan structure but different minimums for Pay Grades A through F.
- Control point to increase approximately 11% for each pay grade

Implementation:

- Each employee will be placed on a step of the appropriate pay grade that provides an increase based on the employee's rate of pay on December 31, 2023.
- If the employee's rate of pay on December 31, 2023 is higher than the control point in the appropriate grade, then that employee will be placed at that current rate of pay.
 - See Attached Distribution Breakdown.
- Employees will maintain their annual performance evaluation and eligibility for an increase in 2024 based on City policies.
- Employees will receive a 2% COLA on April 1, 2024.
- All employees will have an overall minimum wage increase of 3% in 2024.
- Cost: Carlson Dettman estimated that the cost of implementation would be about 3% of payroll or about \$900,000.

2023 MARKET ASSESSMENT POSITION REVIEW

The following positions were reviewed as part of the 2023 Market Assessment:

Positions reviewed due to supervisor-to-subordinate compression concerns:

- Police Commander
- Police Captain
- Assistant Fire Chief
- Battalion Chief

The Police Commander and Assistant Fire Chief positions maintained the same paygrade (Pay Grade P) but were advanced through the proposed plan to avoid compression with the Police Captain and Battalion Chief. The Police Captain and Battalion Chief positions were moved from Pay Grade M to Pay Grade O.

Positions reviewed due to reclassifications:

- Assistant IT Director – Pay Grade N
- Deputy City Attorney – Pay Grade O
- Deputy City Clerk – Pay Grade I
- Financial Analyst – Pay Grade H
- Streets Foreperson – Pay Grade H
- Sr. GIS Analyst – Pay Grade K

New positions reviewed:

- Deputy Treasurer – Pay Grade M
- AmeriCorps Field Assistant – Pay Grade F
- Transit Operations Director – Pay Grade M

EMPLOYEE FEEDBACK

During the Personnel Committee meeting and since October 10th, Human Resources has received feedback as noted below:

- Generally, employee feedback has been positive.
 - Increase in wages from January 1, 2024 implementation.
 - Placed on a lower step to provide higher earning potential.
 - Thankful for the City taking action to provide more competitive wages.
- Concerns from employees
 - Retention Concerns
 - Employees moving from the performance range in the current pay plan to the performance range in the proposed plan do not see an increase during the implementation of the plan.
 - Employees do not feel valued receiving a small increase moving into a step on the new pay plan (less than 1% increase).
 - Moving down in steps places employees closer to new hires.
 - Why can't employees move to their current step in the proposed pay plan?
 - Seniority and Leapfrogging concerns
 - Involves employees moving to step 1 or minimum step.
 - Employees hired within 2-3 year time frame will move to the same step.
 - Maintaining the same performance evaluation date may create leapfrogging.

Carlson Dettman Implementation Options:

1. Increase to the minimum:
 - a. Approximately 158 employees impacted and move to lowest step.
 - b. Remaining employees stay at same wage/salary and then eligible to move to the next step during his/her performance review.
 - i. Approximate implementation cost is \$590,000.
2. Increase to Step: City Staff Proposal
 - a. Each employee will be placed on a step of the appropriate pay grade that provides an increase based on the employee's rate of pay on December 31, 2023.
 - b. If the employee's rate of pay on December 31, 2023 is higher than the control point in the appropriate grade, then that employee will be placed at that current rate of pay.
 - i. Approximate implementation cost is \$900,000.
 - ii. This is the current proposal outlined above.
3. Guaranteed ATB 1% Increase; then Increase to Step:
 - a. Each employee's base wage (12/31 wage) is increased 1% and then placed on a step that provides an increase.
 - b. Approximate implementation cost is \$1,120,000.
4. Compression Relief Model or Guaranteed ATB 2%:
 - a. Each employee is placed on a step based on years of service and employees in the performance range receive a 2% increase.
 - b. Approximate implementation cost is \$2,400,000.

Alternative Proposals

Alternative Proposal #1

- Implement the new pay plan where there is a guaranteed 1% increase to an employee's base wage (12/31 wage) and then an increase to step.
- Provide a 2% COLA on April 1, 2024.
- Maintain employee annual increase and change the increase in the performance range to 2%
- Approximate additional cost: \$200,000.
 - i. Ensures employees in the performance range receive an increase at implementation.
 - ii. Provides an increase of at least 1% for all of the employees moving to a step in the new pay plan.
 - iii. Provides those in the performance range a performance evaluation increase closer to a step increase.
 - iv. Everyone will receive at least an annual wage increase of at least 5%.

Alternative Proposal #1A

- i. Move the 2% COLA up to second pay period of 2024.
- ii. Approximate additional cost: \$335,000.

Alternative Proposal #2

- Each employee will be placed on a step of the appropriate pay grade that provides an increase based on the employee's rate of pay on December 31, 2023.
- If the employee's rate of pay on December 31, 2023 is higher than the control point in the appropriate grade, then that employee will be placed at that current rate of pay.
- Provide a 3% COLA in the second pay period of 2024.
- Maintain step increases and change the increase in the performance range to 2%
- Approximate additional cost: \$590,000.
 - i. Provides a larger COLA for all employees and earlier in the year.
 - ii. Addresses concerns from those in the performance range having a minimum annual wage increase of 3% to a minimum annual wage increase of 5%.
 - iii. Does not address concern from employees placed on a step of the pay structure resulting in less than a 1% implementation increase.

Alternative Proposal #3

- Implement the new pay plan to ensure each employee receives at least a 1% increase.
- Provide a 3% COLA in the second pay period of 2024.
- Maintain step increases and change the increase in the performance range to 2%
- Approximate additional cost: \$790,000.
 - i. This addresses the concerns from employees who are in the performance range and not receiving an increase and those employees who are receiving less than 1% of an increase moving to a step.
 - ii. Provides those in the performance range an increase closer to a step increase.
 - iii. Minimum increase to annual wage is 6%.

Distribution of Increases for Placement on the Schedule

1. Increase to Step:

Distribution of Increases for Placement on Schedule	
Category	
Increase of 10% or higher	13
Increase of 5% - 9.9%	41
Increase of 2% - 4.9%	202
Increase of 1% - 1.9%	84
Increase of 0.9% or less	71
No Increase	25
Currently Paid Over Range Maximum	0

2. Guaranteed ATB 1%; then Increase to Step:

Distribution of Increases for Placement on Schedule	
Category	
Increase of 10% or higher	13
Increase of 5% - 9.9%	41
Increase of 2% - 4.9%	247
Increase of 1% - 1.9%	126
Increase of 0.9% or less	0
No Increase	0
Currently Paid Over Range Maximum	0

Implementation Examples

1. Increase to Step:

- a. Employee A: Below the Minimum in the new pay plan
 - i. Current Pay Plan Pay Grade F: Step 5 \$24.16 on 12/31/23
 - ii. Placed on Pay Grade F: Step 1: \$24.68
 - About a 2% increase to go onto the plan
- b) Employee B: In-between steps in the new pay plan
 - i. Current Pay Plan Pay Grade F: Step 6 \$24.79 on 12/31/23
 - ii. Placed on Pay Grade F: Step 2 \$25.39
 - Approximately a 2.5% increase to go onto the plan
- c) Employee C: In-between Steps in the new pay plan
 - i. Current Pay Plan Pay Grade F: Step 3 \$25.33 on 12/31/23
 - ii. Placed on Pay Grade F: Step 2 \$25.39
 - Approximately a .3% increase to go onto the plan
- d) Employee D: Performance Range
 - i. Current Pay Plan Pay Grade F: Performance Range: \$29.00 on 12/31/23
 - ii. No increase based on pay is above the control point.
 - iii. Placed on Pay Grade F: Performance Range: \$29.00

2. Guaranteed ATB 1%; then Increase to Step:

- a. Employee A: Below the Minimum in the new pay plan
 - i. Current Pay Plan Pay Grade F: Step 5 \$24.16 on 12/31/23
 - ii. 1% increase= \$24.40
 - iii. Placed on Pay Grade F: Step 1: \$24.68
 - Approximately a 2% increase to go onto the plan
- b. Employee B: In-between steps in the new pay plan
 - i. Current Pay Plan Pay Grade F: Step 6 \$24.79 on 12/31/23
 - ii. 1% increase to current wage = \$25.04
 - iii. Placed on Pay Grade F: Step 2 \$25.39
 - Approximately a 2.5% increase to go onto the plan
- c. Employee C: In-between steps in the new pay plan.
 - i. Current Pay Plan Pay Grade F: Step 3: \$25.33 on 12/31/23
 - ii. 1% increase to current wage = \$25.83
 - iii. Placed on Pay Grade F: Step 3 \$26.09
 - Approximately a 3% increase to go onto the plan
- d. Employee D: Performance Range
 - i. Current Pay Plan Pay Grade F: Performance Range: \$29.00 on 12/31/23
 - ii. 1% increase to current wage= \$29.29
 - iii. Placed on Pay Grade F: Performance Range: \$29.29
 - 1% increase to go onto the plan.

Recruitment Examples:

Current Open Positions

Current Posting

New Pay Plan Posting

DPW Laborer

\$21.60-\$22.89

\$24.68-26.09

Mechanic

\$26.25-\$27.00

\$29.13-29.99

Park Maintenance Worker

\$21.60-\$22.89

\$24.68-\$26.09

Parking Enforcement Officer

\$17.33-\$18.36

\$20.62-\$21.19

City Pay Plan
Recommended 2024 Wage Structure: Hybrid Plan
Exempt (Salaried)

Grade	Step 1	Step 2	Step 3	Step 4	Step 5	Step 6	Step 7	Performance Range	Max.	
	85%	87.5%	90%	92.5%	95%	97.5%	100%		115%	
S	\$132,891	\$136,802	\$140,691	\$144,602	\$148,512	\$152,422	\$156,333	\$156,354	→	\$179,774
	Chief of Operations Finance Director				Public Works Director					
R	\$122,179	\$125,757	\$129,355	\$132,954	\$136,552	\$140,130	\$143,728	\$143,749	→	\$165,298
	City Attorney Development Director Fire Chief IT Director				Municipal Judge Parks, Recreation and Forestry Director Police Chief Transit Director					
P	\$103,438	\$106,475	\$109,512	\$112,549	\$115,606	\$118,643	\$121,680	\$121,701	→	\$139,942
	Assistant Fire Chief Assistant Public Works Director				Police Commander					
O	\$98,072	\$100,963	\$103,834	\$106,725	\$109,616	\$112,486	\$115,378	\$115,398	→	\$132,683
	Battalion Chief Chief Building Official Deputy City Attorney Deputy Development Director				Deputy Parks Director Operations Director Police Captain Utility Manager					
N	\$92,706	\$95,451	\$98,176	\$100,901	\$103,626	\$106,350	\$109,075	\$109,096	→	\$125,445
	Assistant City Engineer Assistant Finance Director City Assessor				Deputy IT Director Human Resources Manager					
M	\$87,360	\$89,918	\$92,498	\$95,056	\$97,635	\$100,194	\$102,773	\$102,794	→	\$118,186
	Park Superintendent				Deputy Treasurer					
L	\$81,994	\$84,406	\$86,819	\$89,232	\$91,645	\$94,058	\$96,470	\$96,491	→	\$110,947
	Assistant City Attorney Business Manager City Clerk Civil Engineer III Fleet Manager Housing Administrator Office of Violence Prevention Director				Park Planner Principal Planner Procurement Manager Public Works Superintendent Risk Manager Sr. Programmer Analyst					
K	\$76,648	\$78,894	\$81,162	\$83,408	\$85,654	\$87,922	\$90,168	\$90,189	→	\$103,688
	Administrative Manager Appraiser III Chief of Staff City Forester Civil Engineer II Housing & Zoning Enforcement Supervisor Maintenance Manager Park Facilities Superintendent				Payroll Manager Programmer Analyst Recreation Manager Sr. Economic Development Specialist Sr. GIS Analyst Wildlife Sanctuary Superintendent Zoning Administrator					

City Pay Plan
Recommended 2024 Wage Structure: Hybrid Plan
Exempt (Salaried)

Grade	Step 1	Step 2	Step 3	Step 4	Step 5	Step 6	Step 7	Performance Range	Max.
	85%	87.5%	90%	92.5%	95%	97.5%	100%		115%
J	\$71,302	\$73,403	\$75,504	\$77,605	\$79,685	\$81,786	\$83,886	\$83,907 →	\$96,470
	Administrative Supervisor				Park Facilities Supervisor				
	Civil Engineer I				Park Supervisor				
	Communications Coordinator				Planner II				
	Construction Inspection Manager				Public Works Supervisor				
	Financial Supervisor				Recreation Supervisor				
	Forestry Supervisor				Resiliency Coordinator				
	Grant Administrator - Limited Term				Sr. Accountant				
	Municipal Court Administrator				Transit Operations Supervisor				
	Office Manager				Wellness Administrator				
I	\$65,957	\$67,891	\$69,826	\$71,760	\$73,715	\$75,650	\$77,584	\$77,605 →	\$89,232
	Accountant				GIS Analyst				
	Chief Naturalist				Human Resources Generalist II				
	Community Development Specialist				Project and Program Manager				
	Curator of Animals				Software Support Specialist				
	Deputy City Clerk				Safety Coordinator				
	Economic Development Specialis				Workplace Culture Specialist				
	Erosion Control Specialist								
H	\$60,590	\$62,379	\$64,147	\$65,936	\$67,725	\$69,493	\$71,282	\$71,302 →	\$81,973
	Building Services Supervisor				Neighborhood Development Specialist				
	Financial Analyst				Planner I				
	Human Resources Generalist I				Real Estate Specialist				
	Naturalist				Sr. Animal Keeper				
G	\$55,224	\$56,867	\$58,490	\$60,112	\$61,734	\$63,357	\$64,979	\$65,000 →	\$74,734
	Design Specialist				Mobility Coordinator				

City Pay Plan
Recommended 2024 Wage Structure: Hybrid Plan
Non-Exempt (Hourly)

Grade	Step 1	Step 2	Step 3	Step 4	Step 5	Step 6	Step 7	Performance Range	Max.	
	85%	87.5%	90%	92.5%	95%	97.5%	100%		115%	
K	\$36.85	\$37.93	\$39.02	\$40.10	\$41.18	\$42.27	\$43.35	\$43.36 →	\$49.85	
	Commercial Building Inspector				Electrician Foreperson					
J	\$34.28	\$35.29	\$36.30	\$37.31	\$38.31	\$39.32	\$40.33	\$40.34 →	\$46.38	
	Administrative Operations Supervisor				Electrician					
	Building Inspector				Plumbing/Heating Inspector					
	Crime Analyst				Systems Analyst					
	Criminalistic Specialist				Financial Services Administrator					
	Electrical Inspector									
I	\$31.71	\$32.64	\$33.57	\$34.50	\$35.44	\$36.37	\$37.30	\$37.31 →	\$42.90	
	Communications Technician				Mechanic Foreperson					
	Engineering Technician				Network Specialist					
	FOG Inspector				Right-of-Way Specialist					
	IT Specialist				Sewer Worker Foreperson					
	Master Plumber									
H	\$29.13	\$29.99	\$30.84	\$31.70	\$32.56	\$33.41	\$34.27	\$34.28 →	\$39.41	
	Accounting Assistant				HVAC Specialist					
	Appraiser II				Housing Inspector					
	Benefits Specialist				Mechanic					
	Building Services Coordinator				Paralegal					
	Buyer				Park Ranger II					
	City Sealer				Sewer Technical Worker					
	Conservation Corps Coordinator				Signs Worker Foreperson					
	Engineering Aide III				Sr. Carpenter					
G	\$26.55	\$27.34	\$28.12	\$28.90	\$29.68	\$30.46	\$31.24	\$31.25 →	\$35.93	
	Account Clerk III				Painter					
	Appraiser I				Paratransit Coordinator					
	Arborist II				Park Maintenance Foreperson					
	Carpenter				Park Ranger I					
	Community Liaison				Parts Clerk					
	Compliance Coordinator				Payroll Specialist					
	Crime Prevention Coordinator				Pool Maintenance Specialist					
	Executive Assistant Executive				Public Arts Coordinator					
	Secretary Financial Analyst				Purchasing Assistant					
	HVAC Technician				Resident Services Coordinator					
	Marketing Coordinator				Sewer Maintenance Worker					
	Operator II				Signs Operator					

City Pay Plan
Recommended 2024 Wage Structure: Hybrid Plan
Non-Exempt (Hourly)

Grade	Step 1	Step 2	Step 3	Step 4	Step 5	Step 6	Step 7	Performance Range	Max.	
	85%	87.5%	90%	92.5%	95%	97.5%	100%		115%	
F		\$24.68	\$25.39	\$26.09	\$26.80	\$27.50	\$28.21	\$28.22 →	\$32.44	
	Account Clerk II				Legal Assistant					
	Administrative Clerk II				Maintenance Technician					
	Arborist I				Neighborhood Compliance Inspector					
	Building Maintenance Technician				Operator I					
	Conservation Corps Field Assistant				Park Maintenance Worker					
	Dispatcher				Parking Maintenance Technician					
	Document Center Lead				Signs Laborer					
	Engineering Aide II				Time Clerk					
	Evidence Technician				Truck Driver					
	Laborer									
E			\$23.35	\$23.99	\$24.64	\$25.29	\$25.94	\$25.95 →	\$29.83	
	Custodian II				Locate Technician LTE					
	Development Support Specialist				Maintenance Clerk					
	Engineering Aide I				Public Records Specialist					
	Human Resources Assistant				Support Assistant					
	Inspections Support Specialist									
D			\$21.98	\$22.59	\$23.20	\$23.81	\$24.42	\$24.43 →	\$28.08	
	Administrative Clerk				Records Clerk					
	Transit Service Technician									
C			\$20.62	\$21.19	\$21.76	\$22.34	\$22.91	\$22.92 →	\$26.35	
	Custodian I				Parking Enforcement Officer					
	Office Clerk				Word Processor					
B			\$19.25	\$19.79	\$20.32	\$20.86	\$21.39	\$21.40 →	\$24.60	
A			\$17.89	\$18.39	\$18.89	\$19.38	\$19.88	\$19.89 →	\$22.86	

City of Green Bay, WI

Compensation Project Summary

September 12, 2023

Presented By | Matt Shefchik, AVP Total Rewards Consulting
Ashley McCluskey, Analyst

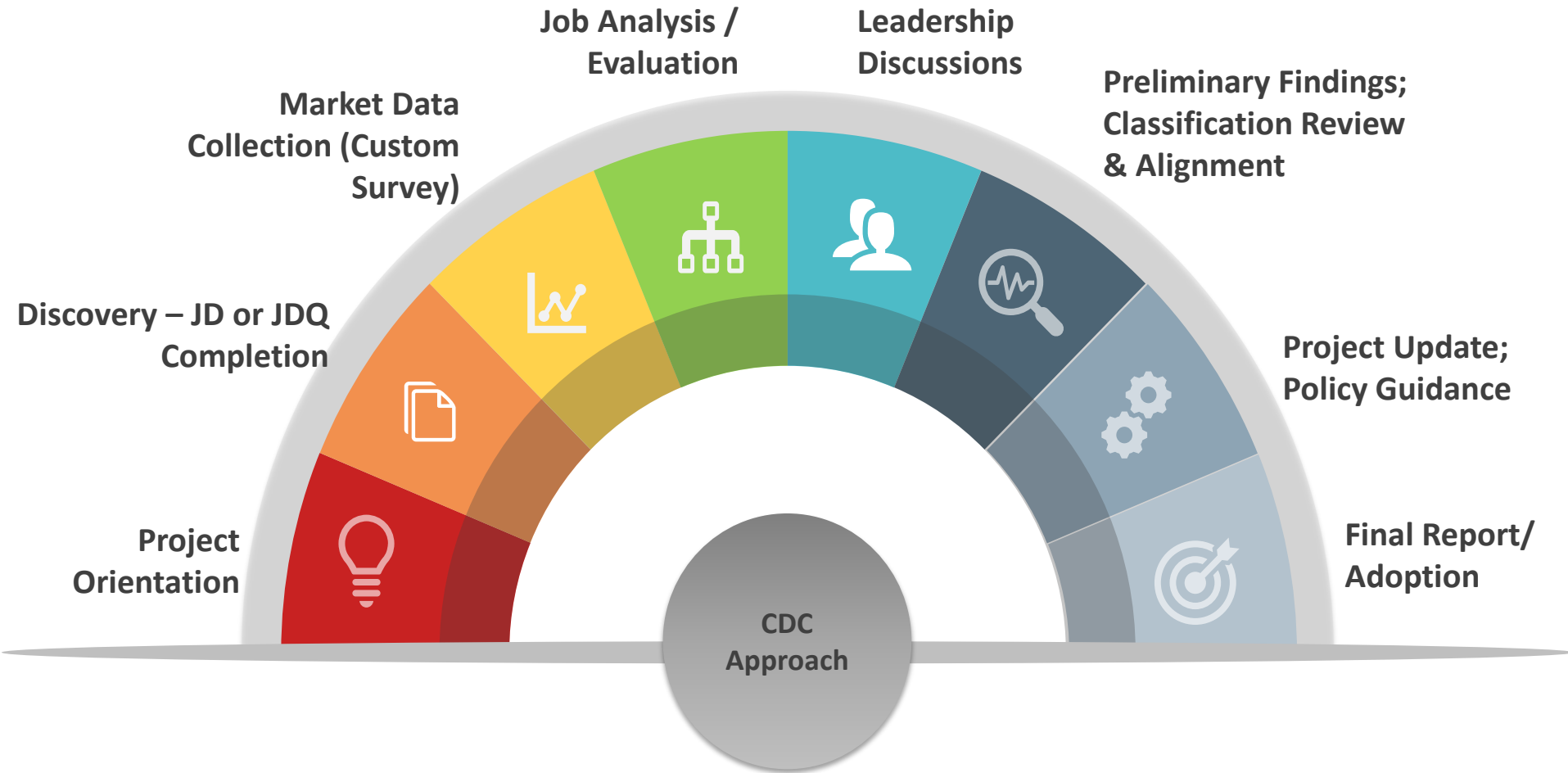
Carlson Dettmann Consulting,
a Division of Cottingham & Butler Insurance Services, Inc.

Cottingham & Butler

AGENDA

- Process Overview
- CDC Approach
- Internal Consistency Review
- Target Market & Market Comparison
- Recommended Wage Schedule

PROCESS OVERVIEW



CDC Approach

TOTAL REWARDS

Compensation

Internal Equity

External Competitiveness

Formal Systems

Benefits

Costs

Compliance

Creating Efficiencies

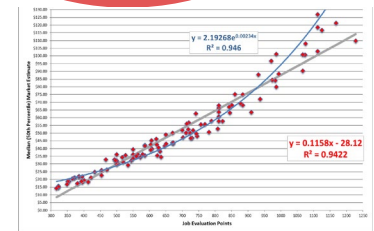
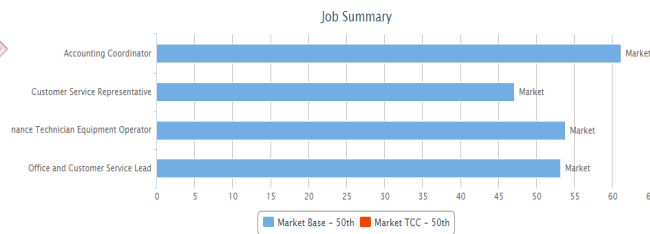
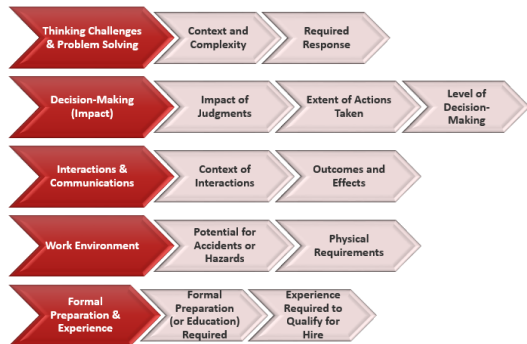
Employee Experience

Employee Engagement

Performance Management

Talent Development

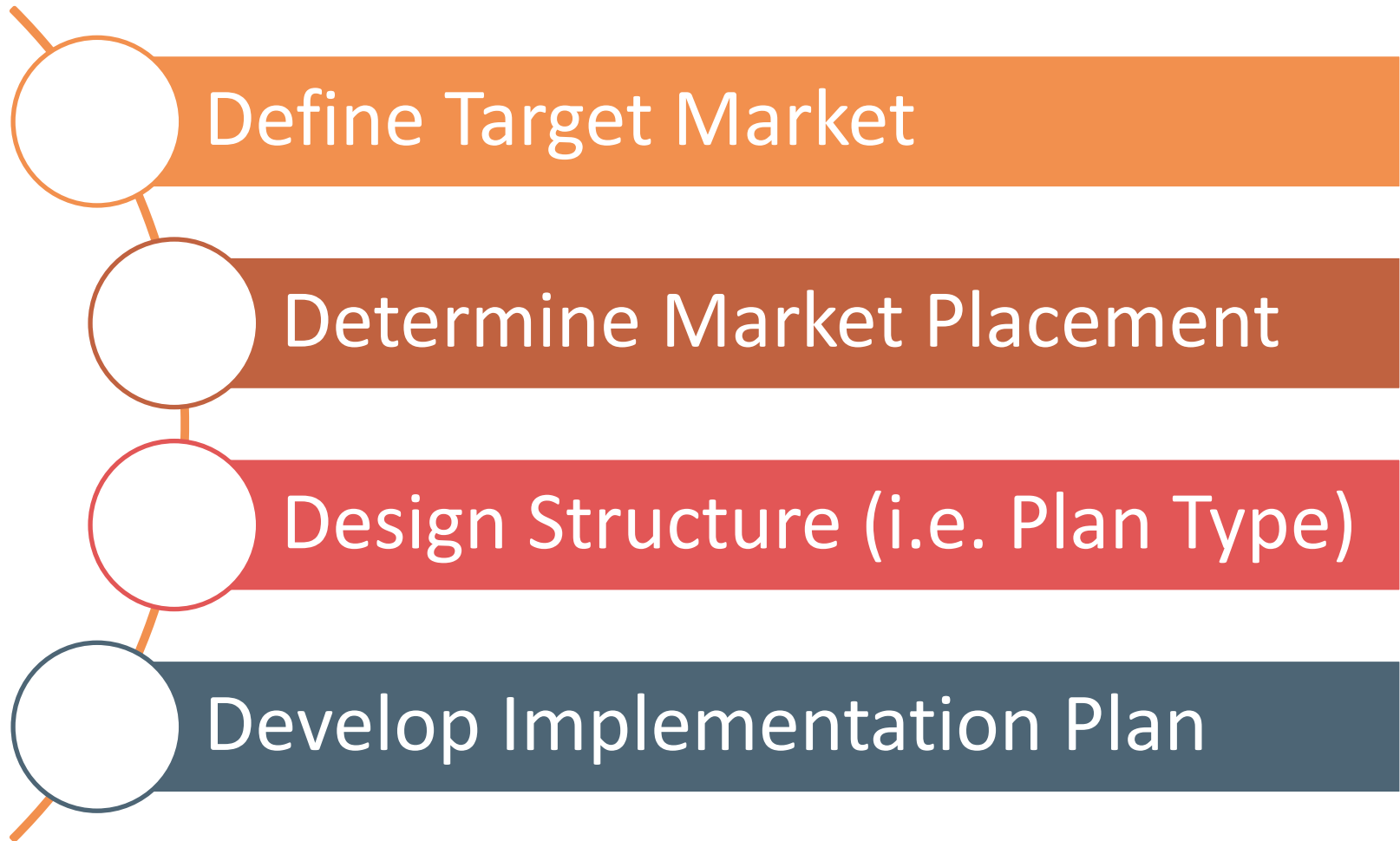
COMPENSATION SYSTEM DEVELOPMENT



GEOGRAPHICALLY ADJUSTED AT 100.0%

Zone	1st Quintile	2nd Quintile	3rd Quintile	4th Quintile	5th Quintile	% Range Spread
13	\$107,300	\$120,489	\$133,680	\$146,870	\$160,060	50%
12	\$92,000	\$105,209	\$118,400	\$131,600	\$144,800	49%
11	\$76,800	\$89,949	\$103,100	\$116,250	\$129,400	48%
10	\$61,600	\$74,799	\$87,950	\$101,100	\$114,250	47%
9	\$46,400	\$59,649	\$72,800	\$85,950	\$99,100	46%
8	\$31,200	\$44,499	\$57,650	\$71,400	\$84,550	45%
7	\$16,000	\$29,349	\$42,500	\$55,950	\$69,100	43%
6	\$10,800	\$19,199	\$27,350	\$37,400	\$47,550	44%
5	\$5,600	\$9,049	\$13,200	\$17,350	\$21,500	42%
4	\$2,800	\$4,524	\$6,600	\$8,675	\$10,750	41%

4 ESSENTIAL POLICY QUESTIONS



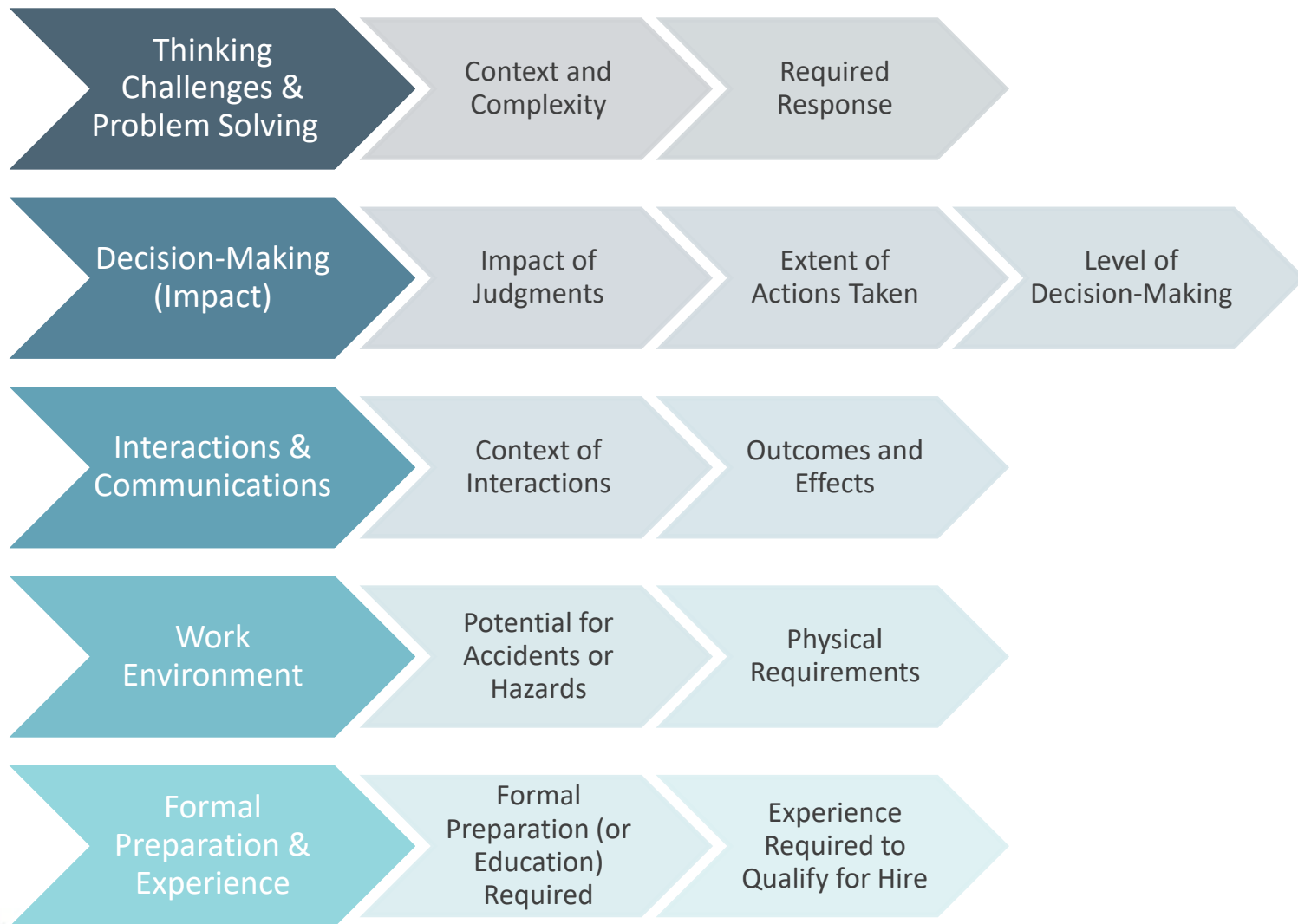
Internal Equity = Job Evaluation & Classification

JOB EVALUATION → INTERNAL CONSISTENCY

Definition: formal, systematic process for ordering a set of an organization's jobs, **independent of individual performance**, into a hierarchy based on the value or worth of jobs in the organization. Said procedure is designed to aid in establishing pay differentials among the organization's jobs.

Goal: provide equity across the organization (similar and dissimilar positions) and within similar functional groups.

CDC JOB EVALUATION FACTORS



External Competitiveness = Market Comparisons

TALENT STRATEGY: TWO MARKETPLACES

Comparable Marketplace

Who is like us?

- Traditional approach

More Data Driven

- Proximity, Population, Budget Size, Commuting Patterns, Property Valuation, Income, Organization or Department Structure, etc.

Self-Alignment

- Associations, Consortia, Bargaining Comps, Same Industry

Final Result is a Pool of Organizations Similar in Size/Scope

Competitive Marketplace

Who is trying to take our talent?

- Big vs small; public vs private; etc.

Employee Considerations

- Commute Time, Organizational Culture, Company Growth, Career Opportunities, Meaning, Hours of Work, Level of Job

There Will, Undoubtedly, Be Cross-Over with the Comparable Marketplace

Final Result is a More Diverse Pool of Organizations, More Likely to Truly Reflect the Options Facing Employees

B: MARKET REVIEW

Primary Comparables:

- Appleton
- Beloit
- De Pere
- Eau Claire
- Fon du Lac
- Greenfield
- Janesville
- Kaukauna
- Kenosha
- La Crosse
- Menasha
- Madison
- Manitowoc
- Neenah
- Oak Creek
- Oshkosh
- Racine
- Sheboygan
- Stevens Point
- Superior
- Waukesha
- Wausau
- West Allis
- West Bend
- Allouez (Village)
- Ashwaubenon (Village)
- Bellevue (Village)
- Hobart (Village)
- Howard (Village)
- Little Chute (Village)
- Brown Co.
- Calumet Co.
- Outagamie Co.
- Winnebago Co.

B: MARKET REVIEW (CONT.)

External Survey Sources:

- Bureau of Labor Statistics Occupational Employment and Wage Estimates Survey
- CompData Benchmark Survey
- Economic Research Institute Salary Assessor
- Payfactors Market Database & Peer Database
- Willis Towers Watson Managerial, Professional, & Support Compensation Survey

ADDITIONAL NOTES

- Sufficient Set of Benchmark Jobs
 - Jobs having likely matches in the market
 - Fairly stable in job content
 - Representative of different pay and responsibility levels
- Reflective of “Marketplace” & Data From Relevant Sources
 - Mix of data sources to provide reliable and stable data Not all comparables (or data sources) were used for every job.
 - Nonexempt (hourly) jobs tend to be much more localized, and Exempt (salaried) tend to be more regional/statewide.
 - Many public sector classifications do not have an analogue to the private sector
- There is not data from each organization for each job.
- Any outliers (high or low values) were removed from consideration.
- Supplemental data may be utilized from other communities when needed, and when it fits within our statistical parameters.

CITY OF GREEN BAY BENCHMARK JOBS

FINANCE DIRECTOR

PUBLIC WORKS DIRECTR

CITY ATTORNEY

FIRE CHIEF

POLICE CHIEF

CHIEF OF OPERATIONS

DEVELOPMENT DIRECTOR

IT DIRECTOR

ASST FIRE CHIEF

POLICE COMMANDER

CITY ASSESSOR

HR MANAGER

ASST CITY ATTORNEY

PROGRAMMER ANALYST

SR PROGRAMMER ANALYST

FLEET MANAGER

PUBLIC WORKS SUPT

CITY CLERK

PAYROLL MANAGER

APPRAISER III

SR GIS ANALYST

CIVIL ENGINEER II

PLUMBING/HVAC INSPECTOR II

HR GENERALIST II

SENIOR ACCOUNTANT

ELECTRICIAN

MECHANIC FOREPERSON

BUILDING INSPECTOR

NETWORK SPECIALIST

DEPUTY CITY CLERK

COMMUNICATIONS TECH

MASTER PLUMBER

APPRAISER II

ENGINEERING TECH

BUYER

PARALEGAL

CARPENTER

MECHANIC

BENEFITS SPECIALIST

CIVIL ENGINEER I

PAINTER

EQUIPMENT OPERATOR

PAYROLL SPECIALIST

BLDG MAINT TECH

DOCUMENT CENTER LEAD

LEGAL ASSISTANT

DISPATCHER

LABORER - STREET

PARK MAINT WORKER

TRUCK DRIVER-STREET

HR ASSISTANT

ADMIN CLERK II

ADMIN CLERK

CUSTODIAN I

Market Competitiveness: 50th Percentile

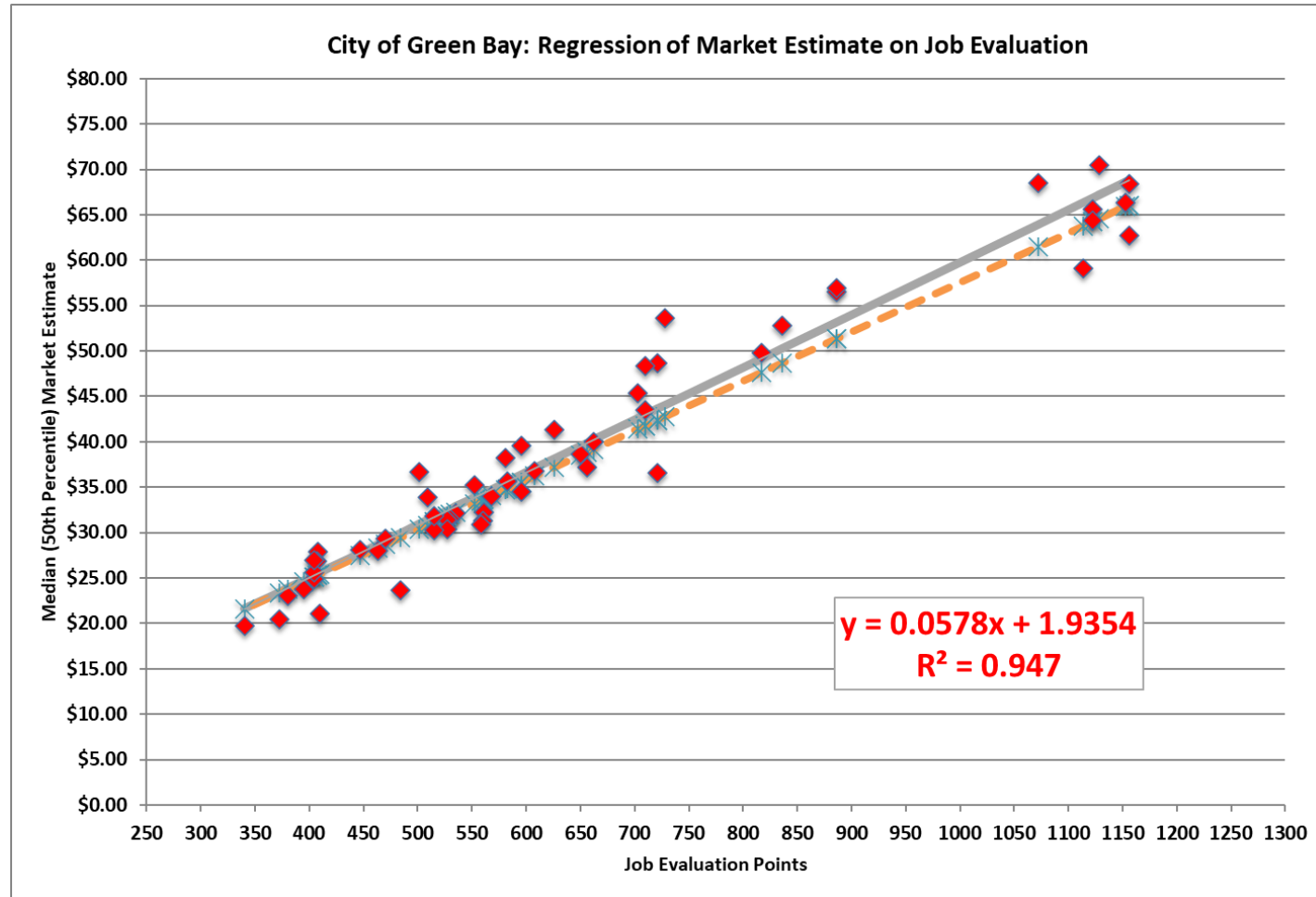
MARKET LINE & STRUCTURE DESIGN

Measured the correlation between job evaluation results vs. market analysis for benchmark positions.

Job evaluation results are an excellent predictor (R^2) of market value for the organization's positions.

Used the linear regression analysis, or line-of-best fit results, to set the “midpoint” or “control point” of the recommended pay ranges.

Represents the best approximation of the market for a given job in a given pay grade.



C: COMPENSATION SYSTEM - RECOMMENDED STRUCTURE

Structure Traits

- Meet-the-Market = 50th percentile
- 1 Pay Structure (Both Exempt and Non-Exempt)
- PG A – PG S
- Hybrid Structure (85% - 115%)
 - PG A - PG E (90% Min – New Recommendation)
 - PG F (87.5% Min – New Recommendation)

GRADE	85.00%	87.50%	90.00%	92.50%	95.00%	97.50%	100.0%	Performance	115.0%
							C/P	Range	Max.

See Structure Design in ClientFile

IMPLEMENTATION RECOMMENDATIONS

Current

- 45% Range Penetration and 98% Compa-Ratio
- Compared to market target, top one-third of jobs are ~6% below market, while lower two-thirds are at market

Recommended 50th Percentile Target Structure

- Midpoint Change: +4.9% Average from Current
- Increase to Step: \$450,000 or 1.5% of payroll resulting in 95.6% compa-ratio
- 2% Guaranteed Increase or Compression Relief: \$960,000 or 3.3% of payroll

COMPENSATION ANALYSIS - ALL EMPLOYEES

		Number of Employees at	
Step 1	85%	32	7%
Step 2	87.50%	50	11%
Step 3	90%	50	11%
Step 4	92.50%	46	10%
Step 5	95%	57	12%
Step 6	97.50%	69	15%
Step 7	100%	66	14%
Between CP and Max		94	20%
Above Max		0	0%
Total		464	

FLOOR METHOD, BASED ON:

If Hire DateYrs. >		Hire Date		Cannot Result in Step Above C/P		Guaranteed Minimum %:
If Hire DateYrs. >	If Hire DateYrs. >	If Hire DateYrs. >	If Hire DateYrs. >	If Hire DateYrs. >	If Hire DateYrs. >	
7.0	5.0	3.0	2.0	1.0		2.0%
Then Must be at Least	Then Must be at Least	Then Must be at Least	Then Must be at Least	Then Must be at Least		
6	4	3	2	1		

Market Competitiveness: 50th / 75th Percentile Blend

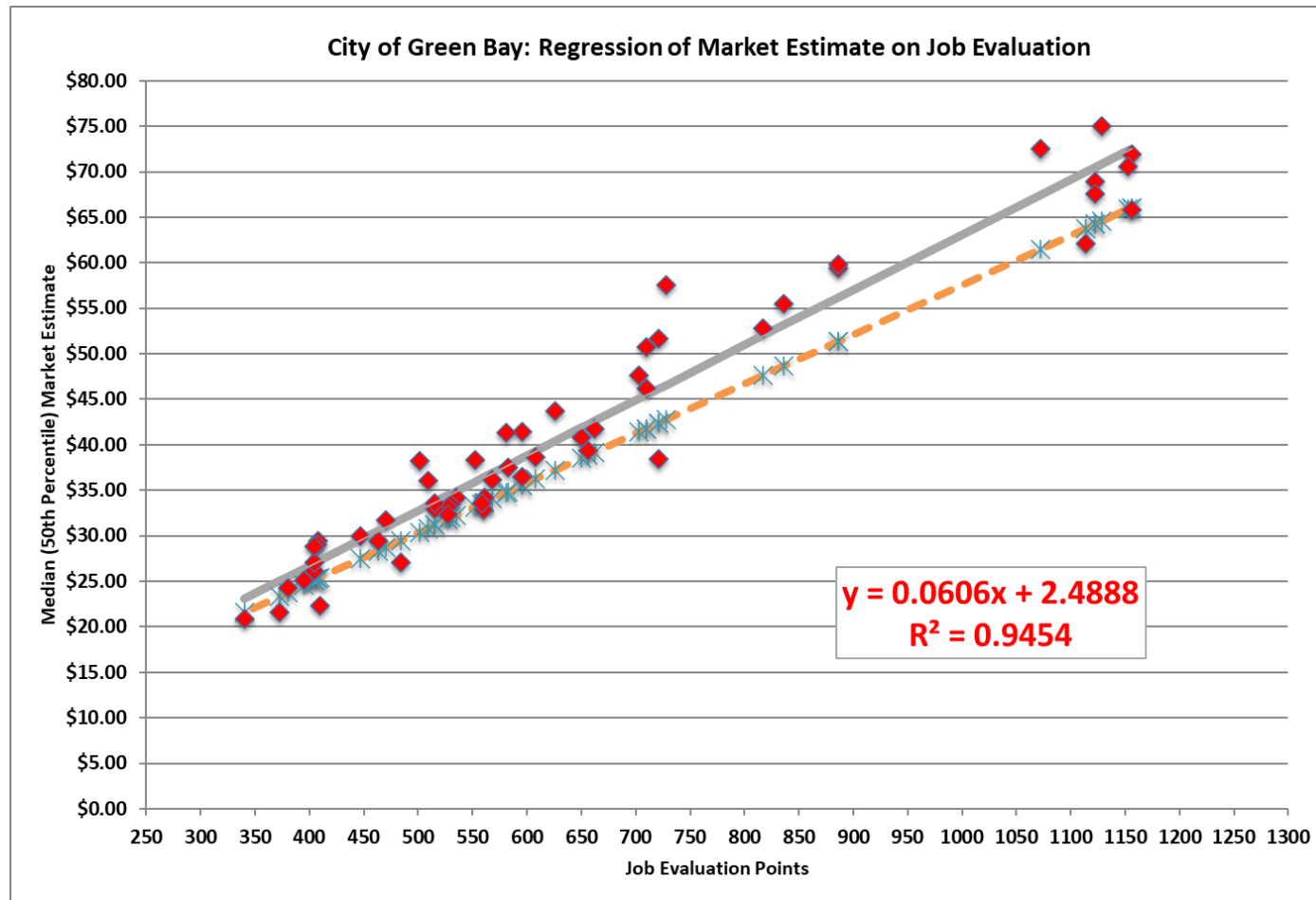
MARKET LINE & STRUCTURE DESIGN

Measured the correlation between job evaluation results vs. market analysis for benchmark positions.

Job evaluation results are an excellent predictor (R^2) of market value for the organization's positions.

Used the linear regression analysis, or line-of-best fit results, to set the “midpoint” or “control point” of the recommended pay ranges.

Represents the best approximation of the market for a given job in a given pay grade.



C: COMPENSATION SYSTEM - RECOMMENDED STRUCTURE

Structure Traits

- Lead-the-Market = 50th/75th percentile blend
- 1 Pay Structure (Both Exempt and Non-Exempt)
- PG A – PG S
- Hybrid Structure (85% - 115%)
 - PG A - PG E (90% Min – New Recommendation)
 - PG F (87.5% Min – New Recommendation)

GRADE	85.00%	87.50%	90.00%	92.50%	95.00%	97.50%	100.0%	Performance	115.0%
							C/P	Range	Max.

See Structure Design in ClientFile

IMPLEMENTATION RECOMMENDATIONS

Current

- 45% Range Penetration and 98% Compa-Ratio
- Compared to market target, top one-third of jobs at ~11% behind the market, while lower two-thirds ~6% behind the market.

Recommended 50th / 75th Percentile Blend Target Structure

- Midpoint Change: +11% Average from Current
- Increase to Minimum: \$574,000 or 1.9% of payroll
- Increase to Step: \$892,000 or 3.0% of payroll resulting in 91.3% compa-ratio
- 2% Guaranteed Increase or Compression Relief: \$2,350,000 or 8% of payroll

COMPENSATION ANALYSIS - ALL EMPLOYEES

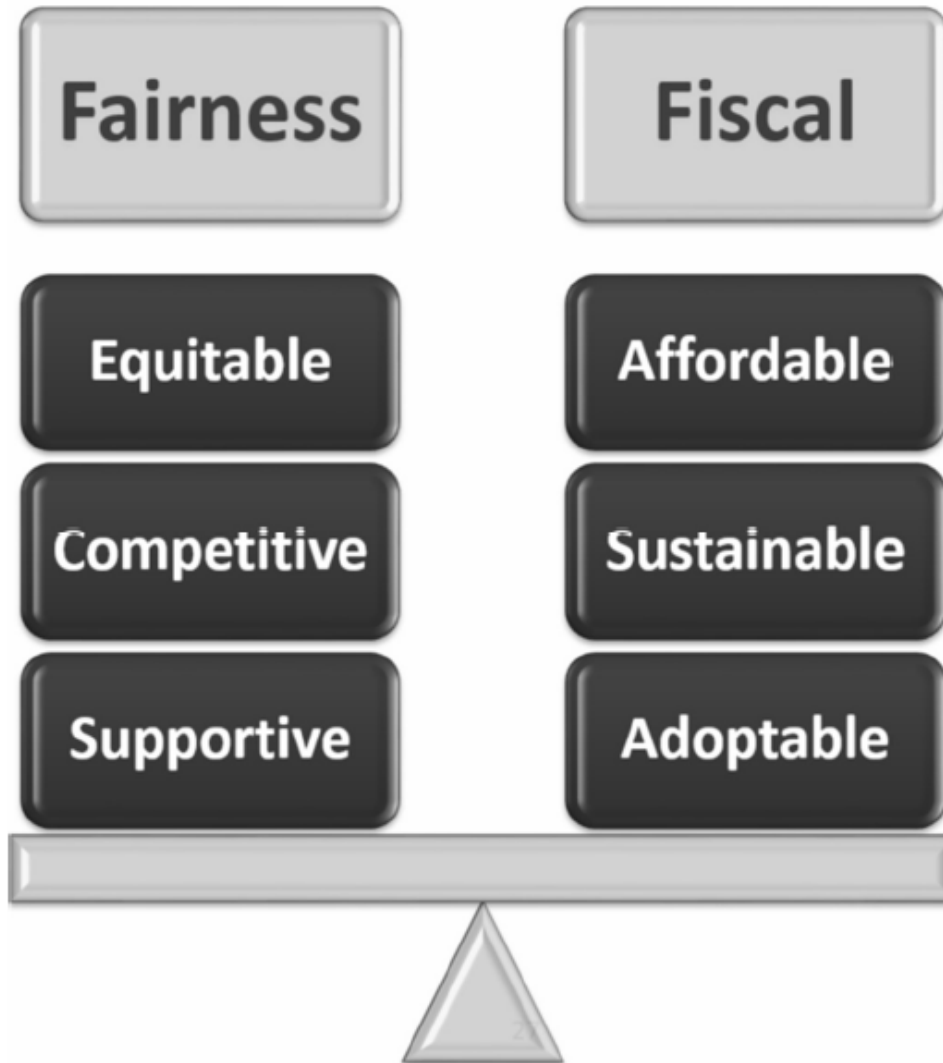
		Number of Employees at	
Step 1	85%	79	17%
Step 2	87.50%	83	18%
Step 3	90%	80	17%
Step 4	92.50%	79	17%
Step 5	95%	66	14%
Step 6	97.50%	37	8%
Step 7	100%	31	7%
	Between CP and Max	9	2%
	Above Max	0	0%
	Total	464	

FLOOR METHOD, BASED ON:

If Hire DateYrs. >		Hire Date		Cannot Result in Step Above C/P		Guaranteed Minimum %:
If Hire DateYrs. >	If Hire DateYrs. >	If Hire DateYrs. >	If Hire DateYrs. >	If Hire DateYrs. >	If Hire DateYrs. >	
7.0	5.0	3.0	2.0	1.0		2.0%
Then Must be at Least	Then Must be at Least	Then Must be at Least	Then Must be at Least	Then Must be at Least		
6	4	3	2	1		

In Closing

CDC RECOGNIZES THE DELICATE BALANCING ACT



Questions?



Report to the
Joint Finance/Personnel Committee
of the City of Green Bay

MEETING DATE

November 2, 2023

PREPARED BY

AGENDA ITEM # E.4

Consideration with possible action regarding the 2024 budget recommendations from Alderpersons.

BACKGROUND

RECOMMENDATION

To discuss during the recommendations from Alders regarding the 2024 budget.

FISCAL IMPACT

ATTACHMENTS

- I. 2024 Alder requests

2024 budget - Alder requests

Submitted	Aldersperson	Request	Comment
8/24/2023	Ald. Wery	Include a council salary increase for each yr of the 2 yr-term equal to the lowest pay increase of any department	
8/7/2023	Ald. Wery	At budget - have the alder suggestions list out so we can all see them	Included in JFP packet
8/7/2023	Ald. Wery	Start a new account to partially fund street & alley repairs. In addition to the wheel tax revenue and to increase the amount of road work done each year.	
8/7/2023	Ald. Wery	Move expense allocated to wheel tax back to general budget line item. Blacktop, joint sealing materials, and any other applicable charges. This will free up more funds to be used solely for the purpose of new roads.	
7/18/2023	Ald. Wery	Create position with planning/inspection to handle Short term rentals. Licensing research and inspection duties. We are going to be licensing more this year and the position could be fund by this. Inspection is needed din evenings and weekends.	New Neighborhood Compliance Inspector added to 2024 budget - \$82K
9/1/2023	Ald. Grant	Red Smith park, recreational baseball field, create a solid sand infield	Staff recommendation \$5K



2024

**Proposed Budget By
Mayor Eric Genrich**



Mayor's Office
100 North Jefferson Street - Room 200
Green Bay, Wisconsin 54301-5026
www.greenbaywi.gov

Phone 920.448.3005
Fax 920.448.3081

October 18, 2023

Dear Common Council Members and City Taxpayers:

I am pleased to introduce my 2024 City Budget proposal to the Green Bay Common Council and the residents of our community. While the cost of providing critical services has not diminished, this proposal identifies and funds ongoing priorities for our community and organization while modestly impacting the property taxes of our residents.

Governor Evers and members of our state legislature deserve credit for enhancing the shared revenue payments to local communities across Wisconsin and enabling communities like ours to continue necessary investments in essential services and obligations. The \$3.1 million in new state shared revenue this year has allowed us to propose a city budget that prioritizes critical programs yet increases the tax levy by less than half the rate of inflation.

Some specific highlights include the addition of several new positions in critical areas like our K9 and Traffic Divisions in our Police Department, a new short-term rental inspections position within Community and Economic Development, and facilities management positions within the Department of Public Works.

The 2024 spending plan also includes the creation of a number of positions that are not funded with local tax dollars, including a Clean Energy Outreach position within our Department of Public Works, which will be limited in term and funded with federal funds allocated through the Energy Efficiency and Conservation Block Grant program. We are also proposing the creation of a Mobile Integrated Health Unit within our Fire Department that will be funded by external grants with the intent of reducing ambulance usage and emergency room admissions and enhancing community health.

Finally, this budget includes approximately \$1.2 million in increased funding for employee compensation to ensure current and prospective City workers are rewarded in a way that recognizes the critical work they perform and is competitive in relation to compensation being offered by other comparable employers.

I am proud to fulfill my obligation to provide a fiscally responsible City budget to our Common Council for their thorough deliberation and action, and I look forward to the comments and questions of our citizenry.

A handwritten signature in black ink, appearing to read "E. Genrich". The signature is fluid and cursive, with a large initial "E" and a long, sweeping underline.

Eric Genrich, Mayor
City of Green Bay, Wisconsin

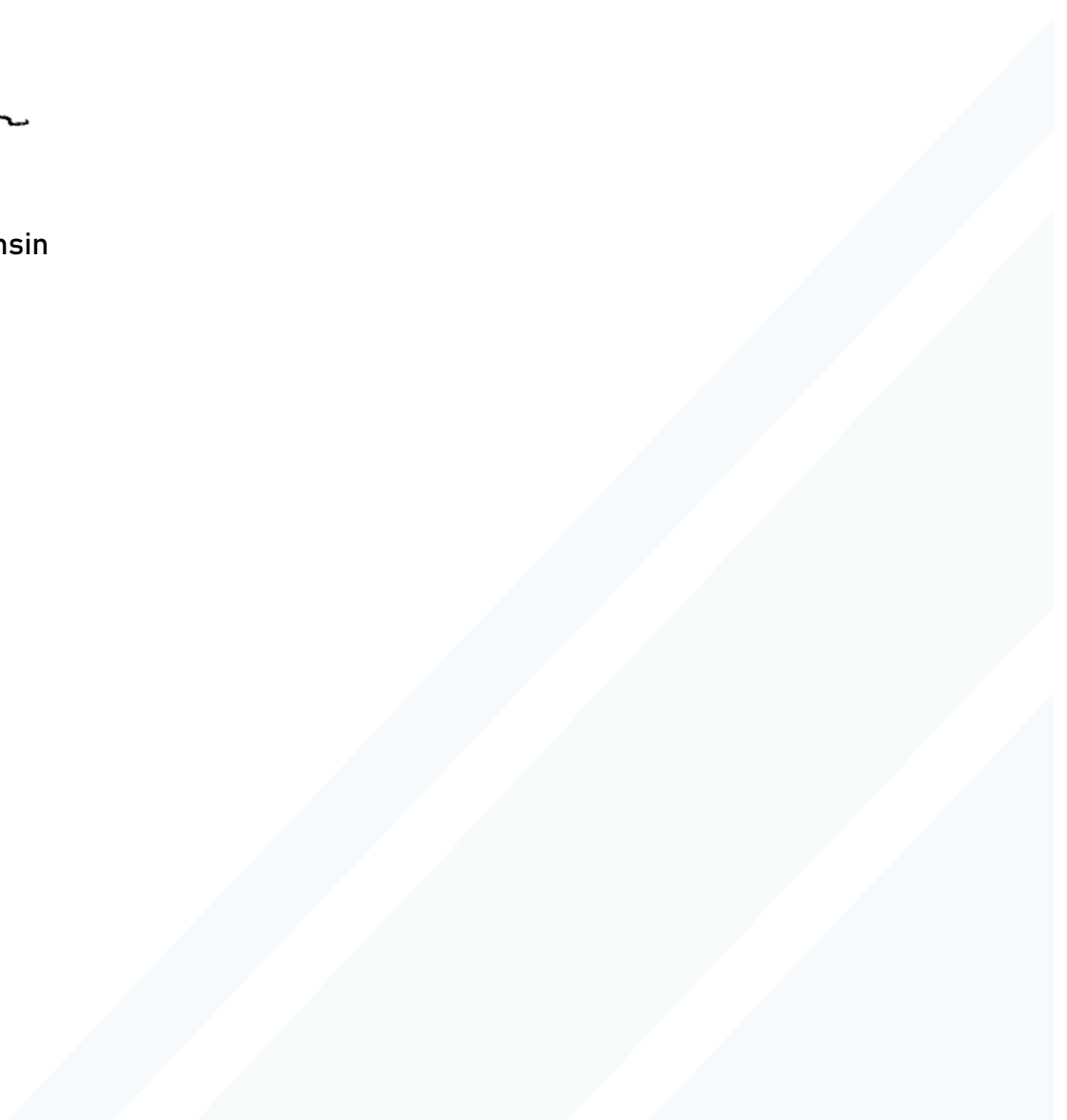


TABLE OF CONTENTS

GENERAL FUND (101)

ADMINISTRATIVE SERVICES.....	30
COMMON COUNCIL	21
COMMUNITY AND ECONOMIC DEV	73
FIRE DEPARTMENT	102
ALLOUEZ.....	110
BELLEVUE.....	186
HUMAN RESOURCES	64
INFORMATION TECHNOLOGY & SERVICES	42
LAW.....	50
MAYOR'S OFFICE.....	25
MISCELLANEOUS.....	144
MUNICIPAL COURT	58
PARKS, REC & FORESTRY	128
POLICE DEPARTMENT	88
PUBLIC WORKS DEPARTMENT.....	113

GENERAL FUND SUMMARY

GENERAL FUND TOTALS (101)	146
GENERAL FUND POLICY.....	19

SPECIAL REVENUE FUNDS

SANITARY SEWER (201).....	160
PARKING (202).....	163
STORM WATER (205).....	167
REVOLVING LOAN FUND (206).....	171
TRANSIT CAPITAL (207)	172

TRANSIT OPERATING (208)	173
CDBG (209).....	174
HOME (210)	176
PUBLIC ARTS (211)	177
NEIGHBORHOOD STABILIZATION (213)	178
BAY BEACH (214)	179
HOTEL NORTHLAND (215)	182
WHEEL TAX (217)	183
COVID (218).....	184
FIRE CONSOLIDATION (219).....	186
TID AFFORDABLE HOUSING (220)	187

DEBT SERVICE FUNDS

DEBT SERVICE (301)	189
DEBT SERVICE-RDA ISSUE (302).....	191

CAPITAL PROJECTS FUNDS

STREET CONSTRUCTION IMPROVE (401).....	193
SIDEWALKS CONSTRUCTION (402).....	195
SANITARY SEWERS CONSTRUCT (403)	196
DPW BULDING CAPITAL IMPROV (404)	198
RIGHT-OF-WAY (407)	199
WATERMAIN CONSTRUCTION (408).....	200
CITY BOAT RAMP (409)	201
PARK & REC ACQUISITION (410)	202
STORM SEWER CONSTRUCTION (412)	203
STORM WATER MANAGEMENT (413).....	205

POLICE CAPITAL PROJECTS (416)	206
FIRE CAPITAL PROJECTS (417)	207
CITY HALL REMODELING (418)	208
FINANCE CAPITAL PROJECT (420)4	209
IT EQUIPMENT (421)	210
POLICE EQUIPMENT REPLACEMENT (423)	211
FIRE EQUIPMENT REPLACEMENT (424)	212
INSPECTIONS EQUIP REPLACEMENT (425)	213
PRF EQUIPMENT REPLACEMENT (426)	214
DPW EQUIPMENT REPLACEMENT (427)	215
SANITARY SEWER EQUIPMENT (428)	216
STORM SEWER EQUIPMENT (429)	217
PARKING CAPITAL (430)	218
PARKING VEHICLE AND EQUIPMENT (431)	219
PROPERTY ACQUISITION REDEVELOP (432) ..	220
BAY EEACH DEVELOPMENT (436)	221
NEIGHBORHOOD ENHANCEMENT (437)	222
ECONOMIC DEV-BROWNFIELDS (438)	223
KI CONVENTION CENTER BLDG MAINT (439) ..	224
TIF #4 (444)	225
TIF #5 (445)	226
TIF #10 (450)	227
TIF #12 (452)	228
TIF #13 (453)	229
TIF #14 (454)	230
TIF #16 (456)	231
TIF #18 (458)	232

TIF #19 (459)	233
TIF #20 (460)	234
TIF #21 (461)	235
TIF #22 (462)	236
TIF #23 (463)	237
KI CONVENTION CENTER CONSTRUCT (475) ..	238

PROPRIETARY FUNDS

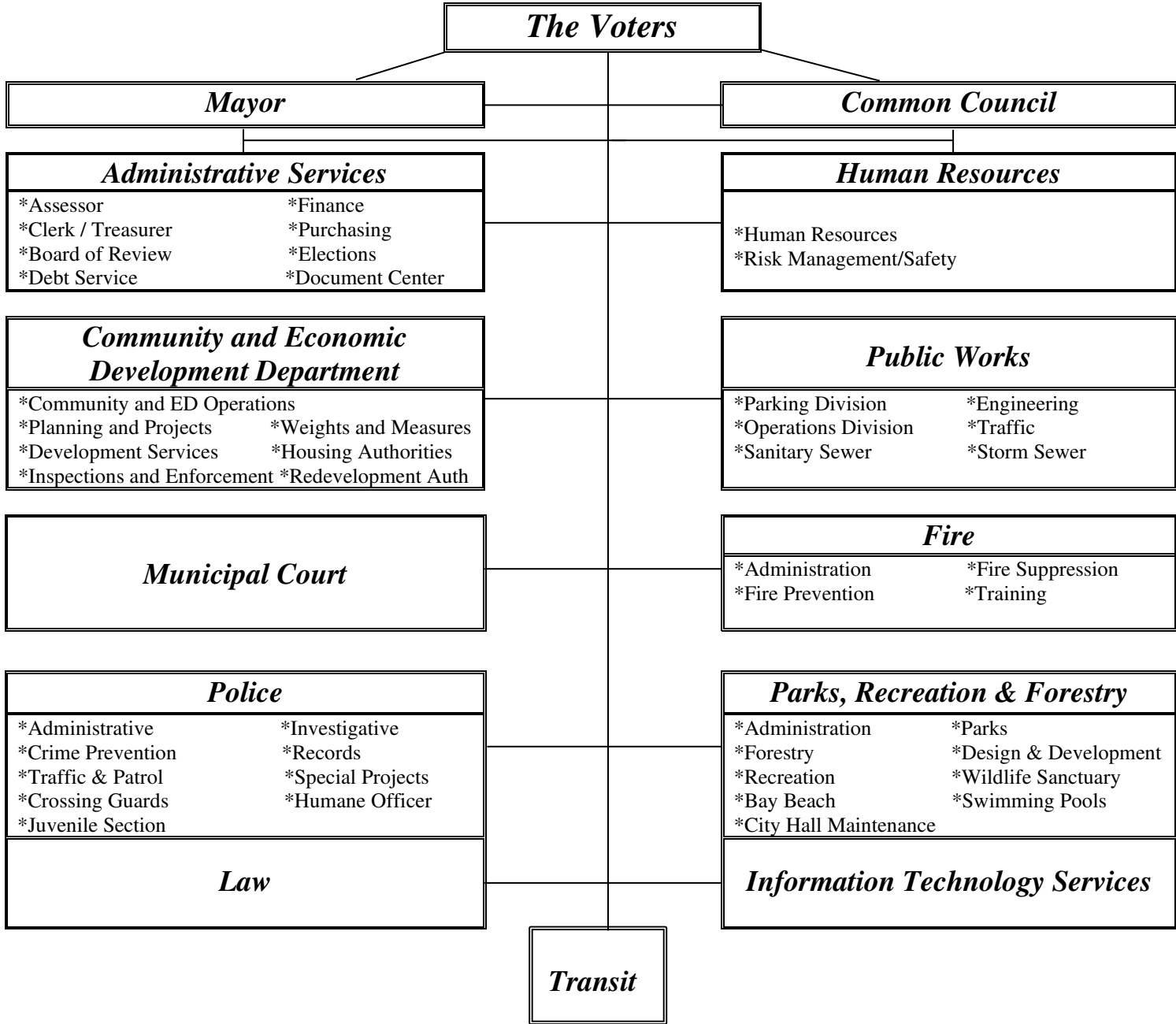
ENTERPRISE FUND

TRANSIT (603)	240
---------------------	-----

INTERNAL SERVICE FUNDS

WORKERS COMP (702)	256
GENERAL LIABILITY (703)	257
SICK ESCROW (704)	258

**CITY OF GREEN BAY
TABLE OF ORGANIZATION 2024**



**CITY OF GREEN BAY
2023 - 2024 BUDGET
KEY ITEM COMPARISONS**

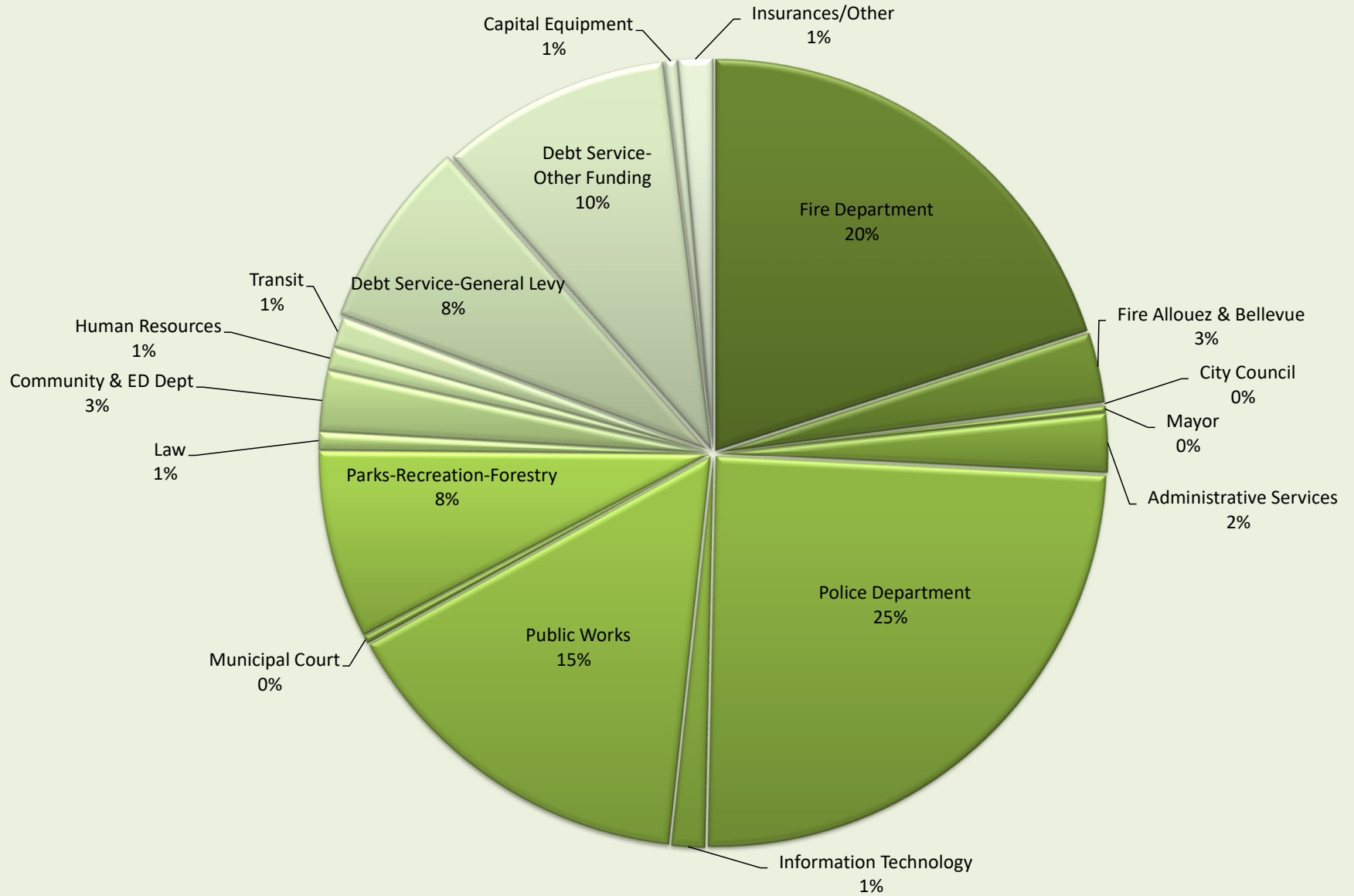
	2023	2024	% Change
Total Expenditures	123,748,012	132,253,705	6.87%
General Fund Expenditures	96,378,879	102,962,355	6.83%
Total Revenues	123,748,012	132,253,705	6.87%
Non-Levy Revenues	61,322,075	68,408,103	11.56%
Tax Levy (w/o TID)	62,425,937	63,845,603	2.27%
Tax Levy (TID IN)	66,127,878	68,069,366	2.94%
Equalized Valuation	9,135,224,100	9,863,427,300	7.97%
Assessed Valuation	8,721,755,000	8,761,945,040	0.46%
Equalized City Tax Rate	\$7.24	\$6.90	-4.66%
Assessed City Tax Rate	\$7.58	\$7.77	2.46%

**CITY OF GREEN BAY
EXPENDITURES BY DEPARTMENT**

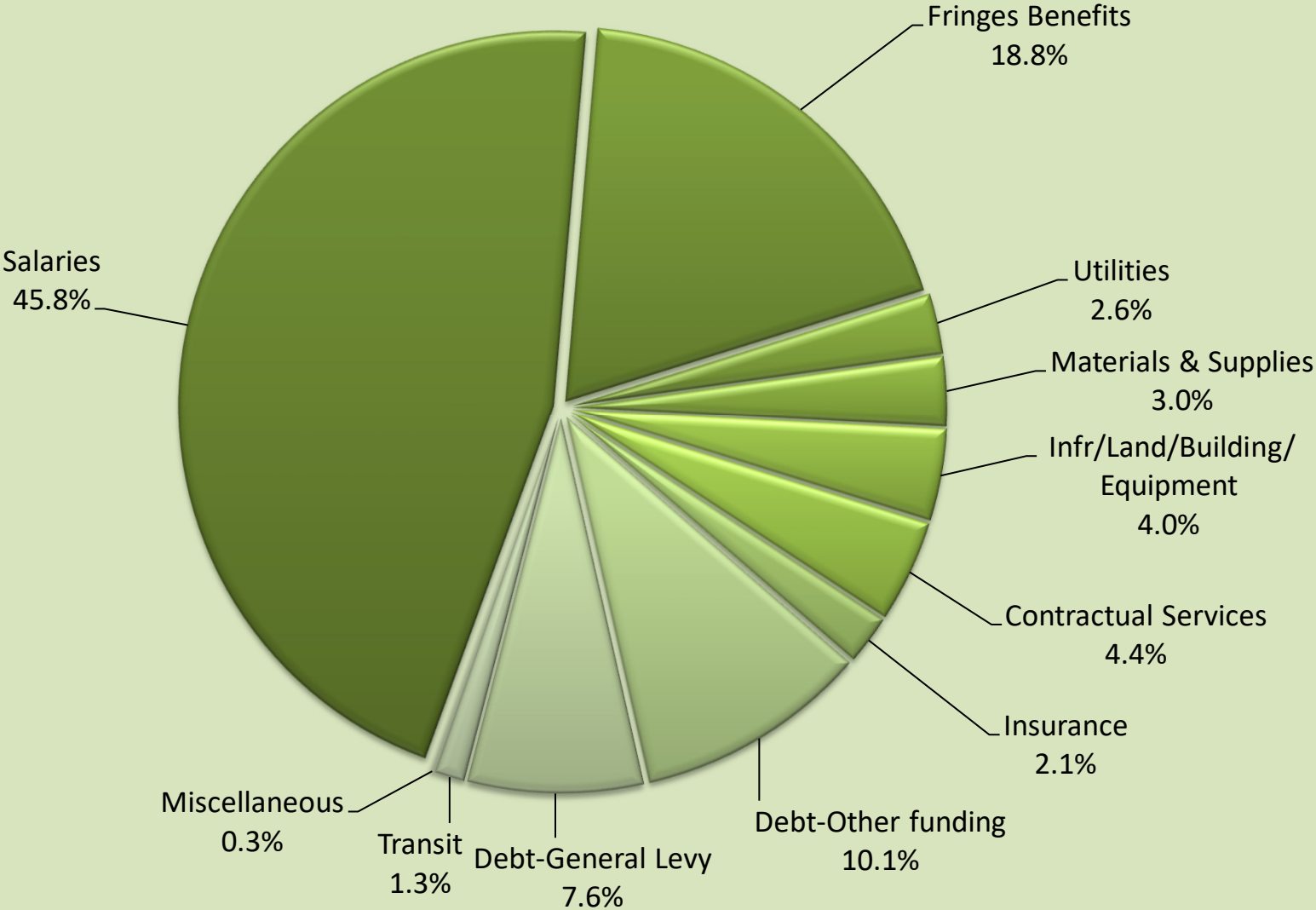
DEPARTMENT	2024 BUDGET	% OF TOTAL BUDGET
City Council	\$ 152,889	0.1%
Mayor	394,155	0.3%
Elections	520,313	0.4%
Administrative Services	2,768,110	2.1%
Information Technology	1,851,292	1.4%
Municipal Court	440,152	0.3%
Police Department	32,896,496	24.9%
Fire Department	26,878,473	20.3%
Fire Allouez & Bellevue	3,894,806	2.9%
Public Works	20,493,707	15.5%
Parks-Recreation-Forestry	10,511,000	7.9%
Community & ED Dept	3,373,289	2.6%
Law	976,794	0.7%
Human Resources	1,273,804	1.0%
Miscellaneous	(1,586,202)	-1.2%
Sub-Total General Fund*	102,962,355	77.9%
Transit	1,695,425	1.3%
Debt Service-General Levy	10,523,916	8.0%
Debt Service-Other Funding	12,828,923	9.7%
Capital Equipment	726,340	0.5%
Workers Compensation	1,309,643	1.0%
General Liability	907,103	0.7%
Health Insurance Escrow	1,300,000	1.0%
Total	\$ 132,253,705	100.0%

*Bellevue not included in totals

2024 Budgeted Expenditures by Department



City of Green Bay 2024 Budgeted Expenditures

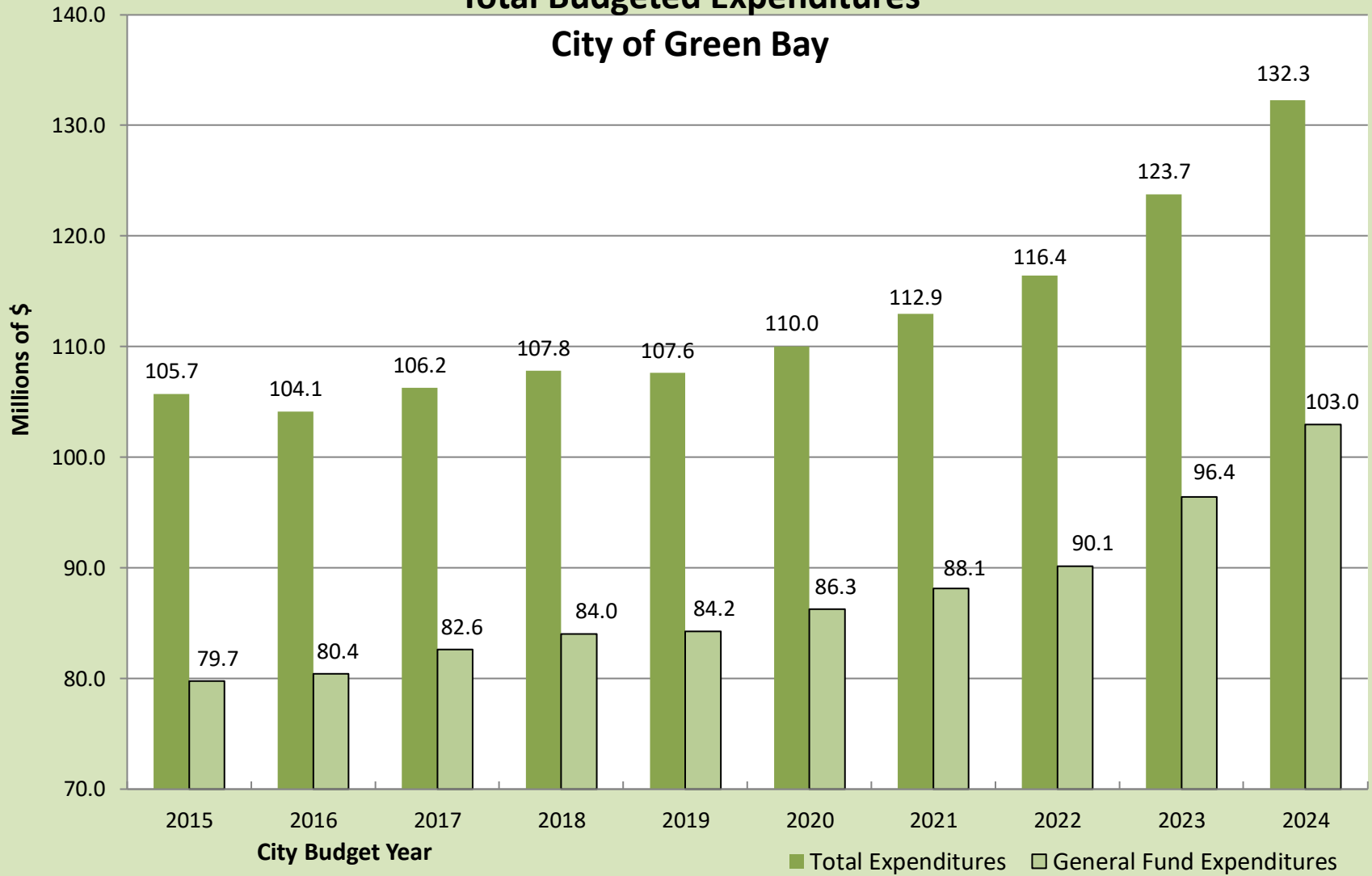


**CITY OF GREEN BAY
HISTORICAL BUDGET EXPENDITURES**

Department	2019 Budget	2020 Budget	2021 Budget	2022 Budget	2023 Budget	2024 Budget	2023 to 2024 \$ Change	% Chg from 2023
City Council	\$ 145,591	\$ 149,440	\$ 146,474	\$ 147,348	\$ 149,512	\$ 152,889	\$ 3,377	2.3%
Mayor	313,225	328,048	331,549	337,997	355,974	394,155	38,181	10.7%
Elections	190,426	334,320	178,065	334,787	218,481	520,313	301,832	138.2%
Administrative Services	2,208,992	2,304,999	2,343,453	2,453,708	2,508,194	2,768,110	259,916	10.4%
Information Technology	951,296	1,124,385	1,438,421	1,503,934	1,682,638	1,851,292	168,654	10.0%
Municipal Court	493,158	510,085	457,384	435,064	411,525	440,152	28,627	7.0%
Police Department	26,343,910	27,375,621	28,094,822	28,547,911	30,262,901	32,896,496	2,633,595	8.7%
Fire Department	22,099,159	22,639,484	23,288,644	24,116,833	25,495,631	26,878,473	1,382,842	5.4%
Fire Allouez & Bellevue*	1,784,734	1,876,530	1,887,670	3,327,002	3,739,865	3,894,806	154,941	4.1%
Public Works	17,761,202	17,881,898	17,870,202	17,887,705	19,654,181	20,493,707	839,526	4.3%
Parks-Recreation-Forestry	9,025,884	8,419,050	8,575,331	8,755,084	9,730,615	10,511,000	780,385	8.0%
Community & ED Dept	2,715,449	2,871,663	3,014,515	2,964,610	3,290,184	3,373,289	83,105	2.5%
Law	657,830	694,406	720,073	840,102	981,496	976,794	(4,702)	-0.5%
Human Resources	953,123	1,014,976	1,044,669	1,091,906	1,123,115	1,273,804	150,689	13.4%
Miscellaneous	(1,397,061)	(1,265,781)	(1,291,706)	(1,154,528)	(1,443,686)	(1,586,202)	(142,516)	9.9%
Subtotal General Fund*	84,246,918	86,259,124	88,099,566	90,134,444	96,378,879	102,962,355	6,583,477	6.8%
Transit	1,607,428	1,683,230	1,653,819	1,648,000	1,683,788	1,695,425	11,637	0.7%
Debt Service-General Levy	9,241,519	9,000,000	9,189,869	9,690,579	10,019,666	10,523,916	504,250	5.0%
Debt Service-Other Funding	9,293,762	9,493,000	10,587,647	11,445,530	11,511,228	12,828,923	1,317,695	11.4%
Capital Equipment	169,000	450,000	144,500	278,100	779,439	726,340	(53,099)	-6.8%
Workers Compensation	1,339,430	1,358,170	1,287,020	1,264,016	1,297,694	1,309,643	11,949	0.9%
General Liability	788,429	833,367	890,950	858,032	877,318	907,103	29,785	3.4%
Health Insurance Escrow	900,000	900,000	1,080,000	1,100,000	1,200,000	1,300,000	100,000	8.3%
Total	\$ 107,623,736	\$ 110,015,518	\$ 112,933,371	\$ 116,418,701	\$ 123,748,012	\$ 132,253,705	\$ 8,505,693	6.9%

*Bellevue not included in totals

Total Budgeted Expenditures City of Green Bay



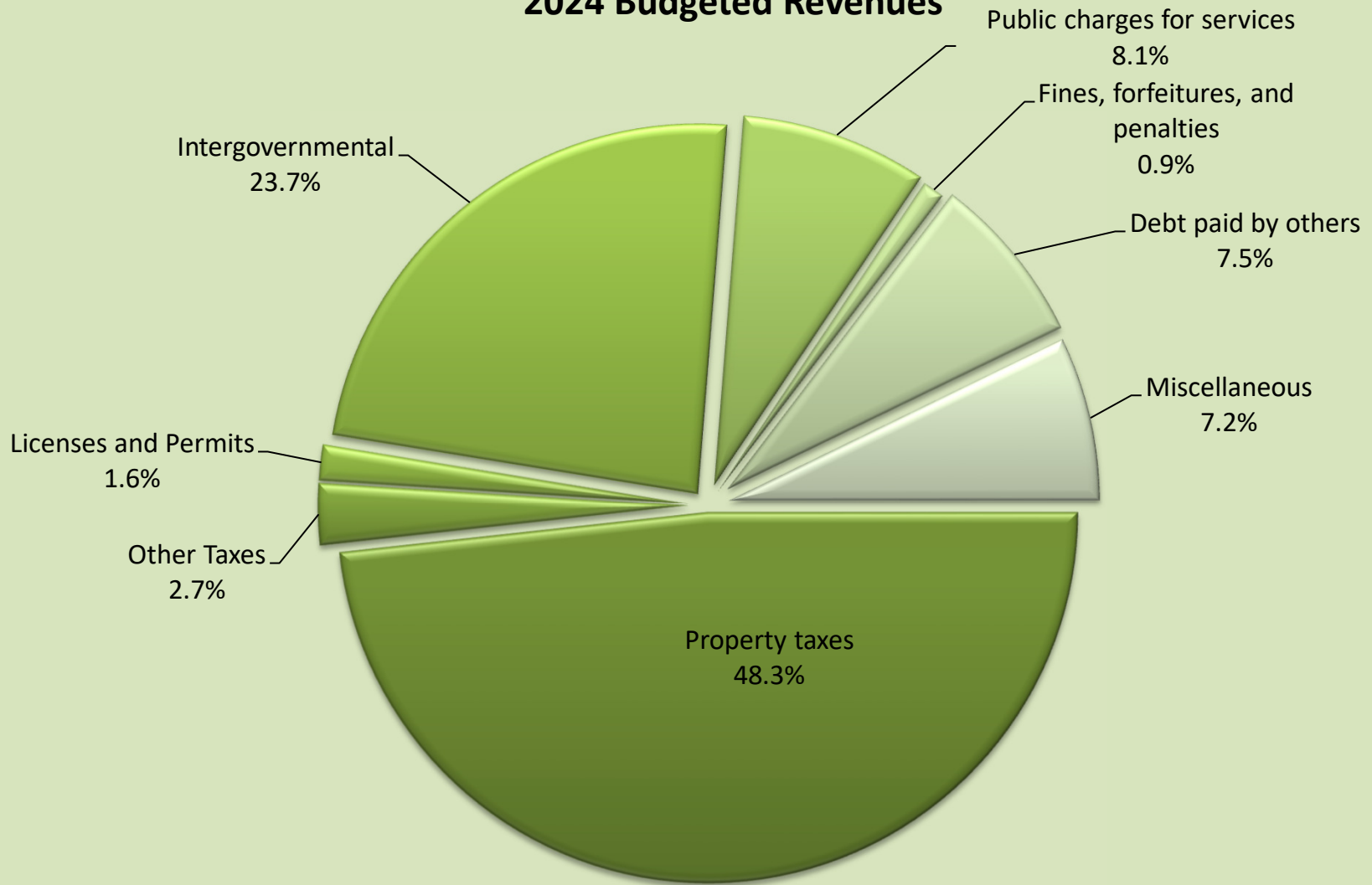
**CITY OF GREEN BAY
REVENUES**

SOURCE	2023 BUDGET	2024 BUDGET	% OF CHANGE	
Taxes	\$ 62,425,937	\$ 63,845,603	1,419,666	2.3%
Other Taxes	3,934,513	\$ 3,604,381	(330,132)	-8.4%
Licenses and Permits	1,986,750	\$ 2,062,150	75,400	3.8%
Intergovernmental	27,850,801	\$ 31,342,455	3,491,653	12.5%
Public charges for services	10,037,062	\$ 10,776,442	739,380	7.4%
Fines, forfeitures, and penalties	1,255,000	\$ 1,255,000	-	0.0%
Debt paid by others	9,077,732	\$ 9,866,352	788,620	8.7%
Miscellaneous	7,180,217	\$ 9,501,322	2,321,105	32.3%
TOTAL	\$ 123,748,012	\$ 132,253,705	8,505,693	6.9%

CITY OF GREEN BAY
2024 Levy supported funds

SOURCE	2023 BUDGET	2024 BUDGET	% OF CHANGE	
General Fund	\$ (47,575,729)	\$ (48,443,727)	(867,998)	1.8%
Transit	(1,248,000)	\$ (1,300,000)	(52,000)	4.2%
Debt Service	(10,019,666)	\$ (10,523,916)	(504,250)	5.0%
IT equipment	(108,500)	\$ (126,000)	(17,500)	16.1%
Police vehicle leases	(372,639)	\$ (20,000)	352,639	-94.6%
Inspection vehicle leases	(30,000)	\$ (60,000)	(30,000)	100.0%
Parks vehicle leases	(35,000)	\$ (114,340)	(79,340)	226.7%
DPW vehicle leases	(100,000)	\$ (210,000)	(110,000)	110.0%
Worker comp	(1,102,230)	\$ (1,102,230)	-	0.0%
General Liability	(634,173)	\$ (645,390)	(11,217)	1.8%
Sick escrow	(1,200,000)	\$ (1,300,000)	(100,000)	8.3%
TOTAL	\$ (62,425,937)	\$ (63,845,603)	(1,419,666)	2.3%

City of Green Bay 2024 Budgeted Revenues



CITY OF GREEN BAY PROPERTY VALUATION

YEAR	ASSESSED		EQUALIZED w/TID		Assessed/ Equalized
	VALUE	CHANGE	VALUE	CHANGE	
2003	4,223,856,700	2.2%	5,341,643,300	7.6%	79.1%
2004*	5,593,932,900	32.4%	5,645,467,400	5.7%	99.1%
2005	5,674,134,200	1.4%	5,925,533,200	5.0%	95.8%
2006	5,759,227,500	1.5%	6,144,755,300	3.7%	93.7%
2007	5,813,611,600	0.9%	6,283,453,300	2.3%	92.5%
2008	5,873,975,900	1.0%	6,365,769,700	1.3%	92.5%
2009	5,936,017,500	1.1%	6,234,597,300	-2.1%	95.2%
2010	5,982,240,200	0.8%	6,019,338,000	-3.5%	99.4%
2011	5,980,445,700	0.0%	5,910,603,600	-1.8%	101.3%
2012	6,007,455,600	1.2%	5,625,397,900	-6.5%	106.8%
2013	6,042,083,300	1.8%	5,786,473,700	-3.9%	104.2%
2014	6,108,068,600	1.1%	5,857,893,700	1.2%	104.4%
2015	6,169,722,900	1.0%	6,009,465,500	2.6%	102.6%
2016	6,209,417,200	1.7%	6,080,589,000	3.8%	102.1%
2017	6,283,910,700	1.2%	6,365,614,900	4.7%	98.7%
2018**	6,231,148,700	-0.8%	6,603,759,000	3.7%	94.4%
2019	6,277,067,000	0.7%	6,966,932,800	5.5%	90.1%
2020	6,385,002,400	1.7%	7,399,206,300	6.2%	86.2%
2021	6,395,913,880	0.2%	8,051,247,100	8.8%	79.4%
2022*	8,721,755,000	36.4%	9,135,224,100	13.5%	95.5%
2023^	8,761,945,040	0.5%	9,863,427,300	8.0%	88.9%

* Green Bay completed a city-wide reassessment

^An estimate has been used for manufacturing property since we have not received this information from Wisconsin Department of Revenue as of this publication.

**State change to discontinue locally assessed machinery, tools, and patterns.

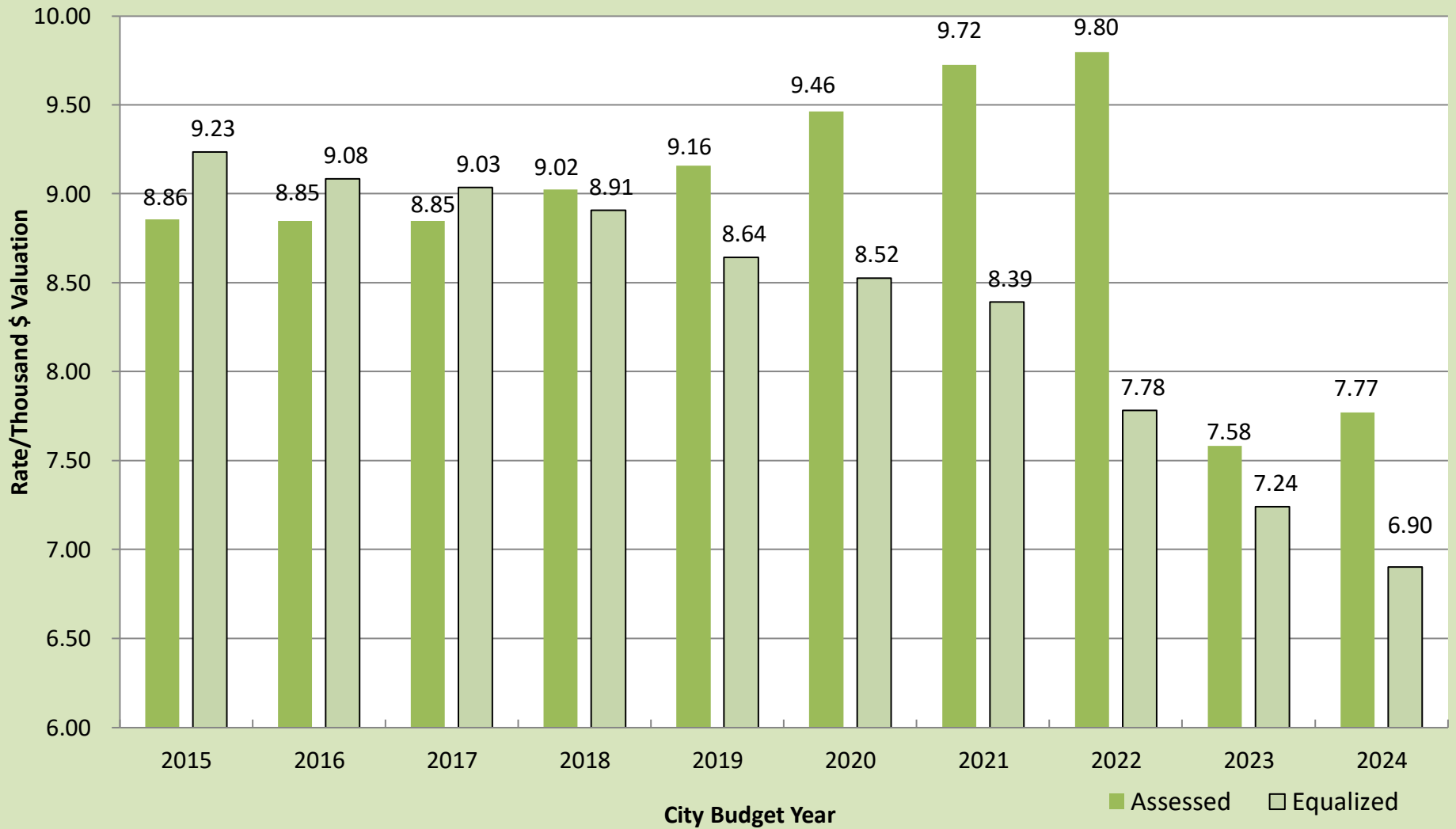
Property Valuation City of Green Bay



*2018 change in locally assessed personal property, 2022 City wide

■ Assessed
□ Equalized

City Tax Rate City of Green Bay



**SCHEDULE OF BONDS AND NOTES ISSUED, RETIRED AND OUTSTANDING
AS OF DECEMBER 31, 2023**

Bonds	Year of Issue	Authorized and Issued	Retired as of 12/31/2023 Amount	Outstanding 12/31/2023
Refunding	2012B	8,485,000	6,415,000	2,070,000
Refunding	2012D	35,095,000	25,875,000	9,220,000
Refunding	2013A	10,985,000	9,570,000	1,415,000
Corporate	2013B	11,145,000	7,900,000	3,245,000
Corporate	2014A	4,925,000	2,370,000	2,555,000
Corporate	2014B	6,320,000	3,495,000	2,825,000
Refunding	2014D	3,680,000	1,584,999	2,095,001
Refunding	2014E	2,605,000	2,455,000	150,000
Refunding	2015A	6,750,000	4,065,000	2,685,000
Corporate	2015B	9,525,000	2,605,003	6,919,997
Corporate	2015C	7,410,000	2,349,998	5,060,002
Corporate	2016A	14,945,000	4,185,001	10,759,999
Corporate	2016B	5,275,000	1,715,000	3,560,000
Corporate	2017A	14,745,000	2,855,000	11,890,000
Corporate	2018A	14,605,000	1,030,000	13,575,000
Refunding	2019A	6,575,000	2,640,000	3,935,000
Corporate	2019B	15,495,000	1,440,000	14,055,000
Corporate-Exempt	2020A	15,550,000	1,350,000	14,200,000
Corporate-Taxable	2020B	2,250,000	200,000	2,050,000
Corporate-Exempt Refunding	2020D	7,615,000	2,295,000	5,320,000
Corporate-Taxable Refunding	2020E	2,075,000	-	2,075,000
Corporate-Refunding 2011A & 2012E	2021A	5,275,000	1,848,000	3,427,000
Corporate GO	2021B	8,605,000	710,000	7,895,000
Corporate GO	2022A	14,300,000	380,000	13,920,000
Corporate GO	2023A	15,710,000	-	15,710,000
Total Bonds		234,235,000	89,333,001	160,611,999
Notes				
Corporate Taxable	2014C	1,180,000	1,050,000	130,000
Corporate Taxable	2017B	2,415,000	1,350,000	1,065,000
Corporate	2018B	2,785,000	1,280,000	1,505,000
Corporate-Exempt	2019C	2,540,000	785,000	1,755,000
Corporate-Exempt	2020C	5,520,000	1,245,000	4,275,000
Corporate-Exempt	2021C	3,170,000	320,000	2,850,000
Corporate-Exempt	2022A	3,780,000	100,000	3,680,000
Corporate-Exempt	2023A	4,435,000	-	4,435,000
Total Notes		21,390,000	6,130,000	19,695,000
Sept 2021 Revaluation	2021	340,000	131,228	208,772
Total Notes - State Trust Fund		340,000	131,228	208,772
General Obligation (GO) Debt		255,965,000	95,594,229	180,515,771
Corporate-HUD S108 Taxable	2015	4,700,000	1,566,000	3,134,000
Subtotal General Obligation Debt plus HUD 108		260,665,000	97,160,229	183,649,771
Revenue Bonds				
KI Convention Ctr-refinanced	2016	10,210,000	4,350,000	5,860,000
KI Convention Ctr-expansion refunded	2021	27,860,000	375,000	27,485,000
Total Revenue Bonds		38,070,000	4,725,000	33,345,000
Grand Totals - All Debt		298,735,000	101,885,229	216,994,771

CITY OF GREEN BAY GENERAL FUND POLICY

Title: General Fund Policy	Policy Reference: Chapter <u> 1 </u>
Policy Source: Finance Department	Legal Review Date: August 19, 2016
Finance Committee Approval: August 9, 2016	City Council Approval: August 17, 2016

1.1 Definition. Fund balance is intended to serve as a measure of the financial resources available in a governmental fund (general operating budget of the City). A Fund Balance Policy is intended to provide guidelines during the preparation and execution of the annual budget to ensure that sufficient reserves are maintained for unanticipated expenditures or revenue shortfalls. The Fund Balance Policy should be established based upon a long-term perspective recognizing that stated thresholds are considered minimum balances. The main objective of establishing and maintaining a Fund Balance Policy is for the City to be in a strong fiscal position that will allow for better position to weather negative economic trends.

1.2 Purpose. In the course of a normal fiscal year it may be necessary for the City of Green Bay to have on hand sufficient cash to mitigate current and future risks such as revenue shortfalls and unanticipated expenditures and ensure stable tax rates. It may also be necessary to have a reserve of cash to meet known seasonal fluctuations in revenue causing temporary cash flow shortages.

A formally adopted policy shall help eliminate any ambiguity regarding what constitutes an appropriate purpose of maintaining available fund balances as well as demonstrate a commitment to long-term financial planning. This policy will be a positive factor in the municipal market’s assessment of the City’s credit quality. Bond rating agencies may look unfavorably if the unassigned fund balance of the City falls below the parameters established in this policy. This policy will allow the city to secure and maintain investment-grade bond ratings which, in turn, reduces bond interest rates.

1.3 Policy. The City of Green Bay shall maintain an unassigned general fund balance along with a contingency reserve to pay for needs caused by unforeseen emergencies, as well as meet working capital. This policy applies to all General Operating Funds to which the City has direct control. The policy will follow the parameters sited below:


1.3.1 It is desirable to have an overall general fund balance be maintained at a minimum of 17% to a maximum of 25% of the most recent prior year’s expenditures. Prior year expenditures will be used as a measure since they are more predictable than revenues as a measurement source. Of this general fund balance, reserves will be categorized as non-spendable, restricted, committed, assigned and unassigned.

- 1.3.2 The City will reserve non-spendable, restricted, committed and assigned fund balances as required by generally accepted accounting principles or by the governing body.
- 1.3.3 Fund balance categorized as unassigned fund balance will be termed unassigned fund balance. The City shall maintain at a minimum of nine percent (9%) to a maximum of sixteen percent (16%), or two months of the previous year's general operating fund expenses in these categories.
- 1.3.4 Insofar as the unassigned fund balance cash reserve is intended for emergency use only, the City of Green Bay will establish a contingency reserve to provide for unanticipated expenditures nonrecurring in nature, or to meet unexpected small increases in service delivery costs for any budget year.
- 1.3.5 The contingency reserve shall be budgeted at a minimum 0.5% to a maximum of 1% of general fund expenditures. Any unexpended funds from this reserve shall be used in subsequent budget years to fund the contingent reserve fund. Use of the contingency will be by the approval of the Mayor and Common Council.
- 1.3.6 Use of excess funds in the general fund, after the appropriate designations have been made shall be limited to fund one time expenditures that do not increase recurring operating costs, or other one-time costs approved by the Mayor and Common Council.

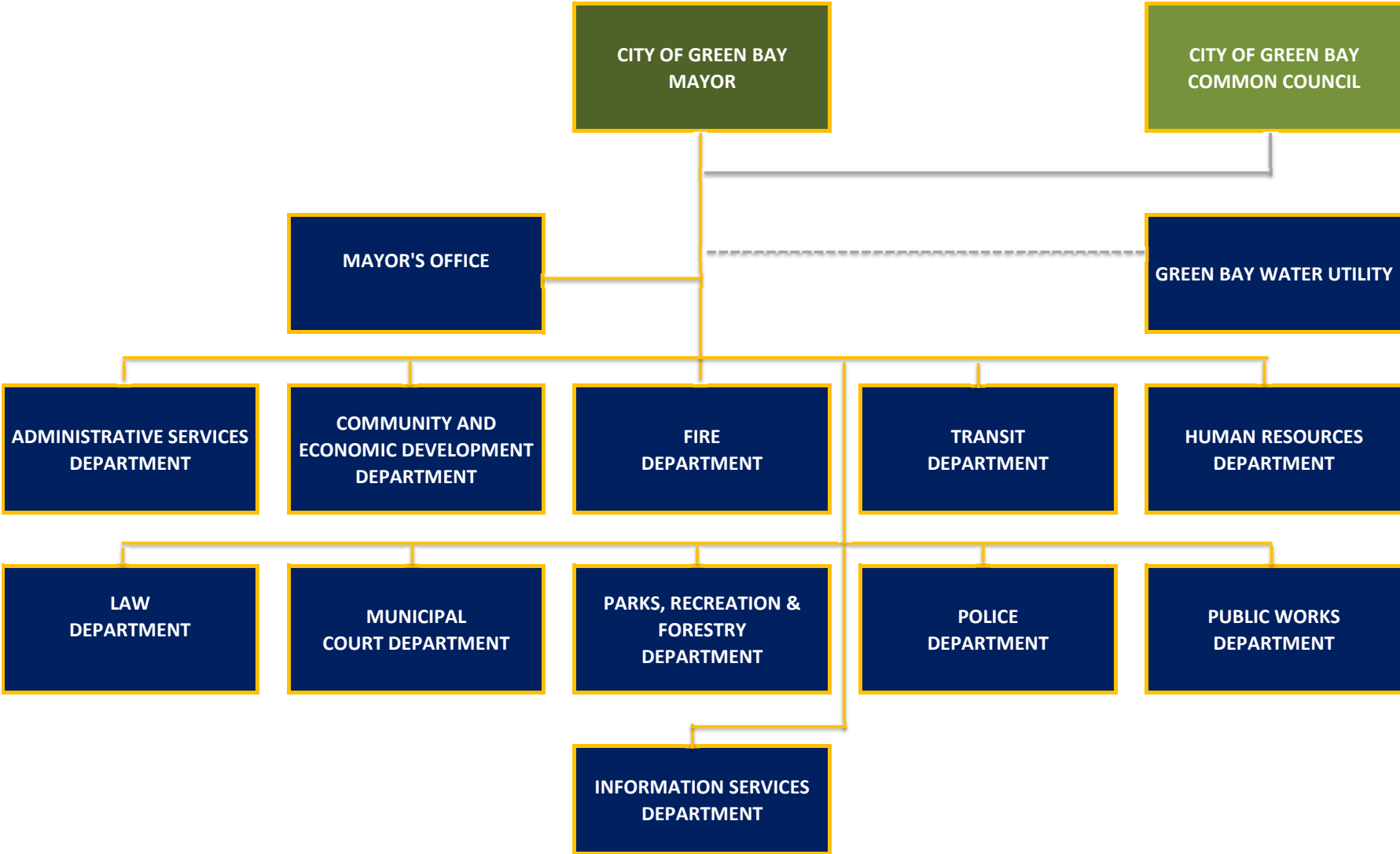
1.4 Procedure

- 1.4.1 It shall be the responsibility of the Finance Director to monitor the fund balance.
- 1.4.2 If the unassigned fund balance falls below 9% of the prior year's actual expenses, the Finance Director will prepare and submit a plan for expenditure reductions and/or revenue increases that will restore the general fund balance to an acceptable level within a one to three year time frame.
- 1.4.3 The Finance Director will recommend an amount to be budgeted in the Contingency Account as part of the annual Executive Budget.
- 1.4.4 Application for use of the contingency funds or excess unassigned fund balance will be made to the City Finance Director who will forward the request with a recommendation to the Finance Committee for their recommendation to the Council. Upon approval and passage of a resolution amending the contingency budget, the approved amount will be encumbered for use as approved. The approved expenditure will be made from the appropriate expenditure account. A transfer of funds will be made from the Contingency Account or unassigned general fund balance to the expenditure account only upon determination by the City Finance Director that the overlying department budget will be exceeded because of the approved expenditure.

COMMON COUNCIL



CITIZENS OF GREEN BAY





City of Green Bay

CITY OF GREEN BAY NEXT YEAR / CURRENT YEAR BUDGET ANALYSIS

PROJECTION: 20241 2024 BUDGET PROJECTION FOR PERIOD 99

ACCOUNTS FOR:	2022 ACTUAL	2023 ORIG BUD	2023 REVISED BUD	2023 ACTUAL	2023 PROJECTION	2024 DEPT/MAYOR	PCT CHANGE
101 GENERAL							
01 COUNCIL							
50001 REGULAR SALARIES	120,872.42	122,796.00	122,796.00	94,303.32	122,796.00	125,256.00	2.0%
51201 HEALTH INSURANCE	13,474.31	13,884.00	13,884.00	10,991.31	13,884.00	14,301.00	3.0%
51202 DENTAL INSURANCE	2,341.12	2,077.00	2,077.00	1,817.82	2,077.00	2,341.00	12.7%
51210 SOCIAL SECURITY	7,094.75	7,289.00	7,289.00	5,570.50	7,289.00	7,420.00	1.8%
51211 MEDICARE	1,658.35	1,710.00	1,710.00	1,302.78	1,710.00	1,740.00	1.8%
51301 WRS - EMPLOYER S	654.97	696.00	696.00	534.36	696.00	721.00	3.6%
52001 TRAINING & TRAVE	.00	300.00	300.00	.00	300.00	300.00	.0%
54002 OFFICE SUPPLIES	209.75	.00	.00	50.00	.00	.00	.0%
57098 DEPT INSURANCE C	700.00	760.00	760.00	760.00	760.00	810.00	6.6%
01 COUNCIL	147,005.67	149,512.00	149,512.00	115,330.09	149,512.00	152,889.00	2.3%
TOTAL 101 GENERAL	147,005.67	149,512.00	149,512.00	115,330.09	149,512.00	152,889.00	2.3%
TOTAL REVENUE	.00	.00	.00	.00	.00	.00	.0%
TOTAL EXPENSE	147,005.67	149,512.00	149,512.00	115,330.09	149,512.00	152,889.00	2.3%
GRAND TOTAL	147,005.67	149,512.00	149,512.00	115,330.09	149,512.00	152,889.00	2.3%

** END OF REPORT - Generated by Diana Ellenbecker **

SALARY SUMMARY RATES

Department: **COMMON COUNCIL**

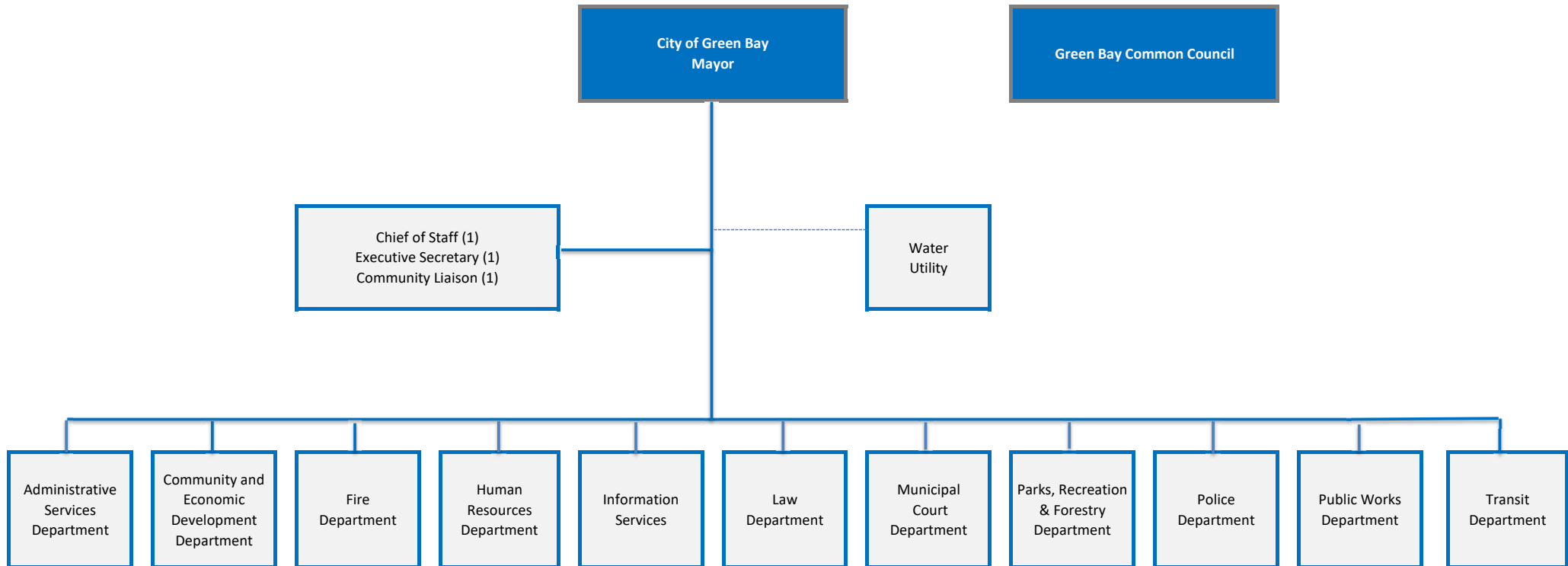
POSITION	NUMBER OF POSITIONS	BUDGETED HOURS	12/31/2024 RATE	2024 BUDGET IMPACT
COMMON COUNCIL	12	N/A	N/A	\$10,438

COLUMN TOTALS 12

MAYOR'S OFFICE



MAYOR'S OFFICE





City of Green Bay

CITY OF GREEN BAY NEXT YEAR / CURRENT YEAR BUDGET ANALYSIS

PROJECTION: 20241 2024 BUDGET PROJECTION						FOR PERIOD 99	
ACCOUNTS FOR:							
101 GENERAL	2022 ACTUAL	2023 ORIG BUD	2023 REVISED BUD	2023 ACTUAL	2023 PROJECTION	2024 DEPT/MAYOR	PCT CHANGE
02 MAYOR							
44911 SPECIAL EVENTS P	-6,301.00	-10,000.00	-10,000.00	-5,088.00	-7,000.00	-7,500.00	-25.0%
50001 REGULAR SALARIES	247,975.91	286,432.00	286,432.00	188,215.91	260,000.00	304,772.00	6.4%
50005 COMP TIME PAID O	352.64	.00	.00	.00	.00	.00	.0%
51101 VACATION PAY	9,996.88	.00	.00	5,829.50	.00	.00	.0%
51102 HOLIDAY PAY	3,327.41	.00	.00	2,075.41	.00	.00	.0%
51103 PERSONAL DAYS	1,943.16	.00	.00	1,062.60	.00	.00	.0%
51105 FUNERAL LEAVE	780.00	.00	.00	.00	.00	.00	.0%
51108 SICK PAY	1,944.29	.00	.00	109.80	.00	.00	.0%
51201 HEALTH INSURANCE	12,489.71	13,237.00	13,237.00	15,822.21	19,950.00	30,548.00	130.8%
51202 DENTAL INSURANCE	1,728.10	1,767.00	1,767.00	1,398.12	1,767.00	1,767.00	.0%
51203 LIFE INSURANCE	316.81	356.00	356.00	248.84	356.00	377.00	5.9%
51210 SOCIAL SECURITY	16,027.33	17,621.00	17,621.00	11,927.47	16,900.00	18,737.00	6.3%
51211 MEDICARE	3,748.26	4,122.00	4,122.00	2,786.75	3,900.00	4,383.00	6.3%
51301 WRS - EMPLOYER S	17,335.43	19,479.00	19,479.00	13,422.48	17,680.00	21,031.00	8.0%
51401 CAR ALLOWANCE	.00	180.00	180.00	.00	180.00	180.00	.0%
52001 TRAINING & TRAVE	1,440.15	5,000.00	5,000.00	3,196.18	5,000.00	5,000.00	.0%
53003 MARKETING EXPENS	484.65	500.00	500.00	335.43	500.00	500.00	.0%
54002 OFFICE SUPPLIES	5,574.19	2,200.00	2,200.00	1,307.05	2,200.00	2,200.00	.0%
54071 P-CARD EXPENSE	.00	.00	.00	23.95	.00	.00	.0%
54091 AWARDS	.00	2,500.00	2,500.00	750.00	2,500.00	2,000.00	-20.0%
56302 CELL PHONES	1,437.63	840.00	840.00	952.18	840.00	840.00	.0%
57098 DEPT INSURANCE C	1,610.00	1,740.00	1,740.00	1,740.00	1,740.00	1,820.00	4.6%
02 MAYOR	322,211.55	345,974.00	345,974.00	246,115.88	326,513.00	386,655.00	11.8%
TOTAL 101 GENERAL	322,211.55	345,974.00	345,974.00	246,115.88	326,513.00	386,655.00	11.8%
TOTAL REVENUE	-6,301.00	-10,000.00	-10,000.00	-5,088.00	-7,000.00	-7,500.00	-25.0%



City of Green Bay

CITY OF GREEN BAY NEXT YEAR / CURRENT YEAR BUDGET ANALYSIS

		PROJECTION: 20241 2024 BUDGET PROJECTION					FOR PERIOD 99	
ACCOUNTS FOR:		2022	2023	2023	2023	2023	2024	PCT
101 GENERAL		ACTUAL	ORIG BUD	REVISED BUD	ACTUAL	PROJECTION	DEPT/MAYOR	CHANGE
	TOTAL EXPENSE	328,512.55	355,974.00	355,974.00	251,203.88	333,513.00	394,155.00	10.7%
	GRAND TOTAL	322,211.55	345,974.00	345,974.00	246,115.88	326,513.00	386,655.00	11.8%

** END OF REPORT - Generated by Diana Ellenbecker **

SALARY SUMMARY RATES

Department: MAYOR

POSITION	FTE	BUDGETED HOURS	12/31/2024 RATE	2024 BUDGET IMPACT
MAYOR	1.00	2,080	\$49.18	\$102,299
CHIEF OF STAFF	1.00	2,080	\$38.69	\$78,180
EXECUTIVE ASSISTANT TO THE MAYOR	1.00	2,080	\$30.27	\$62,241
COMMUNITY LIASON	1.00	2,080	\$30.27	\$62,052

COLUMN TOTALS	4.00			
----------------------	-------------	--	--	--

ADMINISTRATIVE SERVICES


Finance



Assessor's Office



Clerk's Office



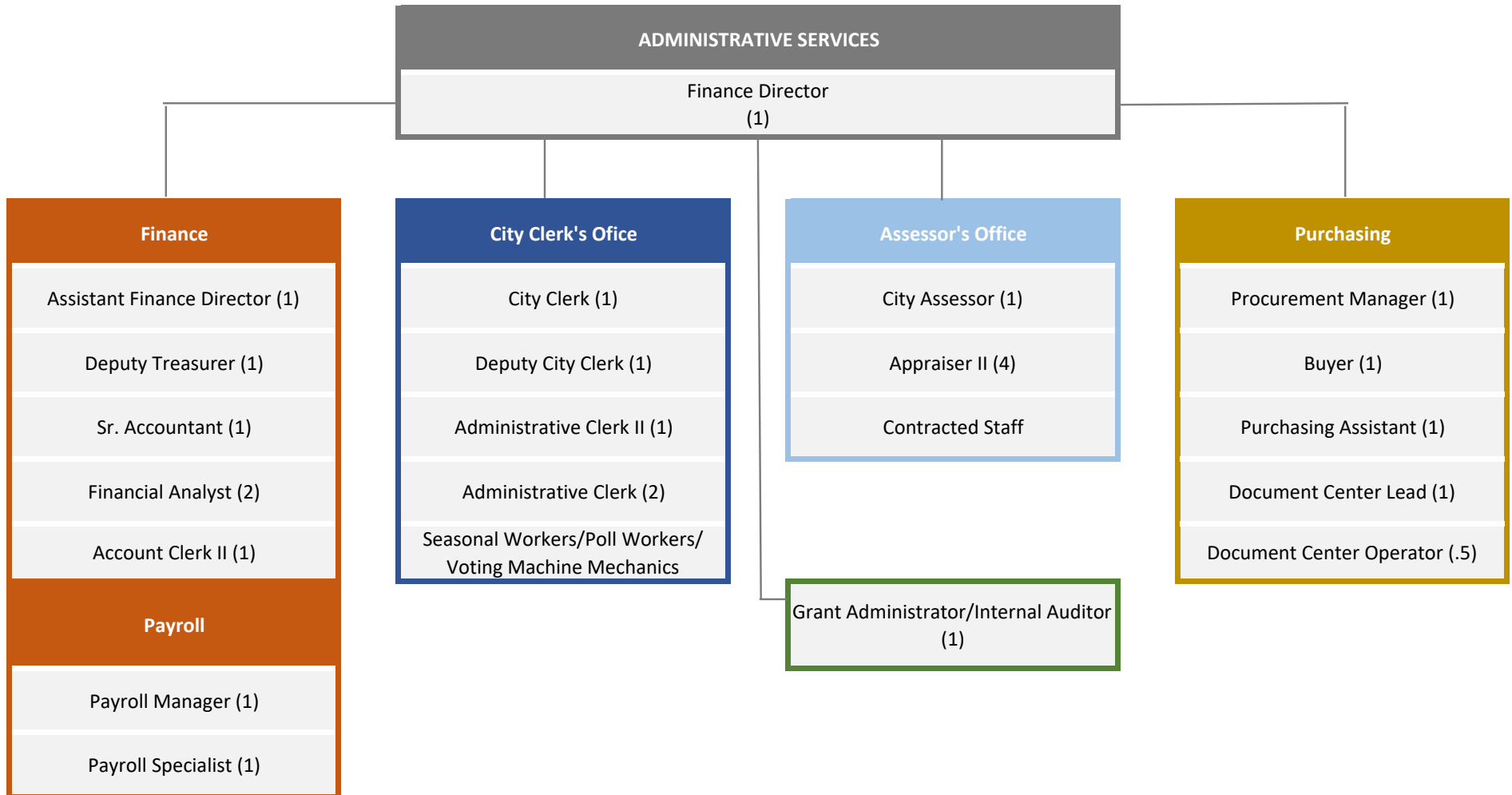
Purchasing



Document Center



ADMINISTRATIVE SERVICES DEPARTMENT



Fulltime Employees 24
Parttime Employees 1



City of Green Bay 2024 Budget Comments

Department: Administrative Services

Mission: Wisely manage the city's finances, equipment, information, and resources with full transparency.

Activities:

Finance: This division is responsible for accurately reporting the financial position for the City of Green Bay to assure all transactions adhere to the City's policies and procedures, generally accepted accounting principles, and rules established by authoritative governing bodies. Other responsibilities handled under this division include processing payroll for around 1,000 employees under various labor contracts, issuance of accounts payable checks on a weekly basis, treasury function including managing the City's investment portfolio, annual audit and budget coordination, tax roll preparation, debt management, and the preparation of the comprehensive annual financial report.

Clerk: The Clerk's office is often the first stop for residents visiting City Hall. Election administration, records management and license issuance are the three main duties of the office; we also process payments for the Treasurer and other departments. In election administration, the clerk's office works with the Wisconsin Elections Commission and the Brown County Clerk. The office employs 300 seasonal workers (election inspectors and election technicians) and contracts with over two-dozen community partners for polling locations. The clerk maintains election records within its purview, common council agendas and minutes, ordinances, resolutions, agreements and issues legal notices. The clerk's office issues licenses such as dog, cat, liquor and bartender licenses, among many others.

Assessor: The Assessor's office is responsible for discovering and listing all residential and commercial real and personal property within its jurisdiction. The City has approximately 36,000 real estate and personal property tax parcels valued just over \$9.8 billion dollars that are handled by five staff members using contractual services on an as needed basis. The State of Wisconsin Department of Revenue is responsible for assessing manufacturing real and personal property in the City of Green Bay.

Purchasing / Print Shop: The Purchasing division effectively serves City departments and other agencies in procuring goods and services while assuring a fair and competitive opportunity to all qualified vendors. Central to this responsibility is stewardship to City taxpayer dollars by using sound, prudent, equitable and consistent procurement practices following City purchasing policies and procedures. The print/mail room, located in City Hall, processes all the daily incoming and outgoing mail in accordance with US Postal Service regulations and offers printing services for all City departments through automated workflows and digital black & white or color production.

2023 Accomplishments:

Finance

- The finance division received the GFOA certificate for the City's 2021 Annual Comprehensive Financial Report for the 40th consecutive year. This document provides financial and background information pertinent to the City in conformance with generally accepted accounting principles and is a key source of information for the City's rating agency, bond holders, taxpayers and the general public. The City's 2022 Comprehensive Annual Financial Report has been submitted and we are awaiting notification from GFOA on the award.
- The City continues to collect property taxes in December and January for the real estate (first installment) and personal property tax.
- 5yr CIP 2024-2028 presented with the 2024 proposed budget.
- The treasury function managed a portfolio with gross transactions affecting the City's bank account of over \$619 million averaging \$52 million dollars per month for 12-month period.
- Managed and implemented economic development projects from a financial perspective including Railyard, Shipyard, North Monroe, Carnivore, Legends district, East Town Mall, Cherry St, and various TID activity.
- Continue to work through Federal and State COVID related grants including ARPA.
- Implemented Government Accounting Standards Board (GASB) Statement 87, Lease Accounting for the 2022 audited financial statements.
- Assembled and reviewed an inventory of the City's subscription-based IT arrangements to implement new GASB Statement 96 for the 2023 financial statements.

Clerk/Treasurer

- Provided liquor licensing update report to Protection and Policy Committee for better transparency.
- Provided guidance to those seeking information about other departments or other government functions.
- Provided election reports to Protection and Policy Committee for better transparency.
- Utilized ARPA dollars to translate documents from English to Spanish for Clerk's office (and other City Departments).
- Joined the Technology Governance Committee.
- Utilized provisional liquor licensing, to the benefit of business owners.
- Updated our website to provide more information for voters, license holders and campaign finance filers.
- Streamlined and systematized license forms.

- Streamlined and organized poll worker materials.
- Created a comprehensive training curriculum for poll workers.

Assessor

- Below is a summary of building permits and sales reviewed by year as well as the number of real property parcels in the City along with the assessed value and ratio to equalized value. Values do not include manufacturing.

Assessor's Office Statistics	2021	2022	2023
Number of building permits reviewed	3,006	3,541	2,980
Estimated building cost	\$348,304,608	\$196,179,534	\$347,864,501
Number of sales reviewed	3,523	3,818	3,450
Number of real property parcels	33,363	33,406	33,557
Number of personal property accounts	1,917	2,006	2,125
Assessed Value of Property (Local)	\$5,922,050,800	\$8,021,188,600	\$8,721,755,000
Assessed to Equalized Ratio	.7946	.9600	.8965

- Completed the review of several potential development projects to determine an assessed value for TIF or development agreement purposes.
- Follow-up to the City-wide revaluation with reviews still coming in. Several manufacturing cases continue to be under litigation.
- Used the computer assisted mass appraisal system to determine 2023 values.
- Sent staff to several continuing education classes, and an online seminar.
- Staff began work on their responsibilities for a potential market revaluation for 2027.

Purchasing

- **Increased Use of Contract Purchases:** The division has been utilizing solicitations and contract purchases extensively in 2023. This approach involves using pre-negotiated contracts, which can be more efficient and cost-effective for the city. This suggests a commitment to competitive purchasing and seeking out advantageous contracts.
- **Adobe Sign Implementation:** The introduction of Adobe Sign for electronic signatures city-wide is a significant step towards streamlining contract management. Electronic signatures can expedite the contract approval process, improve transparency, and ensure legal compliance.

- **Facilitated Grant Funded Purchases:** The division has utilized grant-funded purchases totaling a substantial amount. This indicates active efforts to secure external funding to support city projects and initiatives.
- **Enterprise Leasing Program:** The continuation and ramp-up of the Enterprise Leasing program for support vehicles demonstrates a commitment to maintaining and upgrading the city's vehicle fleet. This can lead to cost savings and improved operational efficiency.
- **Support for MBEs (Minority Business Enterprises):** The division is actively working on improving the contracting process for MBEs. This includes notifying potential vendors of procurement opportunities and setting up mechanisms, such as using Amazon Business, to recommend MBEs for credit card purchases. These actions promote inclusivity and diversity in the vendor pool.
- **Contract Processing and Risk Mitigation:** Collaborating with the legal department to ensure contracts are compliant and that risk mitigation measures are in place is essential for protecting the city's interests. This demonstrates a commitment to responsible contract management.

Overall, these initiatives reflect a proactive approach by the Purchasing division to enhance procurement practices, streamline processes, and promote fairness and efficiency in the city's purchasing operations. These efforts are likely to contribute to better financial management and service delivery for the City of Green Bay in 2023 and beyond.

Purchasing Statistics	2021 TOTAL	2022 TOTAL	2023 (YTD 10/10/23)
Number of solicitations	104	127	86
Value of Purchases	\$8,930,150	\$14,056,094	\$9,215,151
Revenues/Savings generated	\$331,426	\$216,856	\$289,613
P-card Transaction Count	13,780	14,281	12,161
P-card Spend	\$6,091,151	\$6,145,511	\$5,166,982
P-card Average Transaction	\$442.03	\$430.47	\$424.11

Print Shop

- **Mail Processing:** The Print Shop, located in City Hall, handles the daily incoming and outgoing mail. They ensure that all mail is processed in accordance with US Postal Service regulations. This includes sorting, stamping and ensuring that mail is sent out efficiently and accurately.
- **Printing Services:** The Print Shop also provides printing services to all City departments. This can include the production of various documents, forms, brochures and other printed materials that different departments may require.
- **Automated Workflows:** To streamline operations, the Print Shop likely employs automated workflows which can help increase efficiency in mail processing and printing tasks.
- **Color and Black & White Printing:** The Print Shop offers both digital black & white and color production services, allowing City departments to choose the appropriate printing options for their needs.

The Print Shop handles mail processing and offers printing service to support the communication and documentation needs of various City departments. In 2023 there are new capabilities for large print and posters with the purchase of new equipment.

Document Center Statistics	2021	2022	2023 YTD
Copier Count	713,925	1,031,460	614,400
Number of Print Jobs	610	948	663
Mail Count (Outbound) Quantities Subject to Elections	169,745	237,658	94,955

2024 Goals:

- Continue to provide open, accurate, and fair elections in the City of Green Bay by keeping up-to-date on election law.
- Annually upgrade our ERP software to a newer version.
- Review the budget process to create efficiencies.
- Continue to cross train and implement succession planning.
- Offer voter information in multiple languages other than English.

Major Increase/Decreases in 2024 Budget:

- An increase shown in the Department of Administration expenses due to four elections 2024. In 2023 we administered two elections.
- Added a new position of Deputy Treasurer.
- Increase in state shared revenue of \$3.1M and interest income revenue.



City of Green Bay

CITY OF GREEN BAY NEXT YEAR / CURRENT YEAR BUDGET ANALYSIS

PROJECTION: 20241 2024 BUDGET PROJECTION FOR PERIOD 99

ACCOUNTS FOR:	2022 ACTUAL	2023 ORIG BUD	2023 REVISED BUD	2023 ACTUAL	2023 PROJECTION	2024 DEPT/MAYOR	PCT CHANGE
101 GENERAL							
10 ADMINISTRATIVE SERVICES							
41110 CURR REAL PROPER	-44,135,160.47	-47,575,728.78	-47,575,728.78	-47,575,728.78	-47,575,728.78	-48,443,726.66	1.8%
41112 OMITTED TAXES	-1,553.02	.00	.00	.00	.00	.00	.0%
41121 AG USE CONVERSIO	-660.86	.00	.00	-660.86	-660.86	.00	.0%
41132 COAL TAX	-5,128.38	-5,447.00	-5,447.00	-5,446.94	-5,447.00	-5,570.00	2.3%
41133 RAILROAD TERMINA	-2,092.54	-2,092.00	-2,092.00	.00	-2,092.00	-2,092.00	.0%
41140 TRAILER COURTS	-34,065.31	-35,800.00	-35,800.00	-26,671.35	-35,800.00	-30,895.00	-13.7%
41210 HOTEL-MOTEL ROOM	-596,278.45	-600,000.00	-600,000.00	-417,885.67	-605,000.00	-630,000.00	5.0%
41220 SALES TAX DISCOU	-1,402.51	-1,300.00	-1,300.00	-1,325.15	-1,350.00	-1,400.00	7.7%
41310 WATER DEPT TAXES	-2,367,148.00	-2,622,000.00	-2,622,000.00	.00	-2,622,000.00	-2,277,863.00	-13.1%
41321 GB HSNG AUTH TAX	-72,765.89	-62,800.00	-62,800.00	-62,437.86	-62,437.86	-62,000.00	-1.3%
41324 FORT HOWARD APTS	-26,092.00	-26,850.00	-26,850.00	-26,161.00	-26,161.00	-26,000.00	-3.2%
41325 MILLNNM HSNG FDN	-25,000.00	-25,000.00	-25,000.00	-25,000.00	-25,000.00	-25,000.00	.0%
41330 DNR (PILOT)	-158.88	-160.00	-160.00	-158.28	-158.28	-158.00	-1.3%
41332 ONEIDA COOP GOV	-525,000.00	-525,000.00	-525,000.00	-525,000.00	-525,000.00	-525,000.00	.0%
41333 BELLIN H.TAX REV	-30,471.89	-27,925.00	-27,925.00	-17,867.22	-17,867.22	-18,403.00	-34.1%
41335 FIRE STATION # 4	.00	-139.00	-139.00	.00	-139.00	.00	-100.0%
41800 INT ON DELINQUEN	-62,690.27	-50,000.00	-50,000.00	-29,972.61	-45,000.00	-40,000.00	-20.0%
43210 FEDERAL GRANT IN	-550,998.20	.00	.00	.00	.00	.00	.0%
43411 STATE SHARED REV	-15,383,046.20	-15,562,616.00	-15,562,616.00	-2,264,782.69	-15,098,551.00	-18,643,195.00	19.8%
43412 EXPENDITURE REST	-1,610,191.59	-1,556,837.00	-1,556,837.00	-1,556,836.70	-1,556,837.00	-1,489,918.00	-4.3%
43413 STATE MEDICARE P	-179,580.50	.00	.00	.00	.00	.00	.0%



City of Green Bay

CITY OF GREEN BAY NEXT YEAR / CURRENT YEAR BUDGET ANALYSIS

PROJECTION: 20241 2024 BUDGET PROJECTION							FOR PERIOD 99	
ACCOUNTS FOR:								
101 GENERAL		2022 ACTUAL	2023 ORIG BUD	2023 REVISED BUD	2023 ACTUAL	2023 PROJECTION	2024 DEPT/MAYOR	PCT CHANGE
43414	STATE SHARED REV	-489,429.87	-474,706.00	-474,706.00	-71,205.90	-474,706.00	-512,424.00	7.9%
43415	PERSONAL PROPERT	-315,751.41	-315,128.79	-315,128.79	-315,128.79	-315,128.79	-315,128.00	.0%
43431	STATE AID: EXEMP	-612,975.55	-612,975.00	-612,975.00	-612,975.55	-612,975.00	-612,975.00	.0%
43511	STATE GRANTS	.00	.00	.00	.00	.00	-10,600.00	.0%
43531	STATE AID-GEN TR	-3,292,229.85	-3,399,698.00	-3,399,698.00	-3,400,141.95	-3,400,141.95	-3,729,990.54	9.7%
43532	STATE AID-CONNEC	-665,406.10	-649,672.00	-649,672.00	-649,672.49	-649,672.00	-789,538.47	21.5%
43610	STATE BUILDING S	-477,163.53	-480,254.00	-480,254.00	-480,253.94	-480,254.00	-480,000.00	-.1%
43614	STATE AID-VIDEO	-184,093.36	-184,093.00	-184,093.00	-184,093.36	-184,093.00	-184,093.00	.0%
43810	PMT FROM GB PUBL	.00	-4,500.00	-4,500.00	-13,500.00	-13,500.00	-4,500.00	.0%
44110	TAVERN LICENSE	-142,895.04	-140,000.00	-140,000.00	-151,545.07	-151,000.00	-148,400.00	6.0%
44111	OPERATORS LICENS	-39,675.00	-45,000.00	-45,000.00	-40,495.00	-45,000.00	-45,000.00	.0%
44112	LIQUOR LICENSE L	.00	.00	.00	-2,050.00	-2,100.00	.00	.0%
44121	CIGARETTE LICENS	-9,000.00	-8,000.00	-8,000.00	-7,540.00	-8,000.00	-8,000.00	.0%
44123	BUSINESS LICENSE	-9,328.50	-12,000.00	-12,000.00	-5,464.00	-5,500.00	-12,000.00	.0%
44124	CABLE TV	-723,500.21	-700,000.00	-700,000.00	-353,687.76	-700,000.00	-700,000.00	.0%
44125	PUBLIC VEHICLE L	-2,150.00	-1,000.00	-1,000.00	-1,800.00	-1,800.00	-1,000.00	.0%
44127	PUBLIC VEHICLE O	-2,850.00	-5,000.00	-5,000.00	-2,200.00	-3,500.00	-5,000.00	.0%
44210	DOG LICENSE	-11,638.04	-12,000.00	-12,000.00	-9,049.50	-12,000.00	-25,000.00	108.3%
44211	CAT LICENSE	-2,720.00	-2,000.00	-2,000.00	-1,392.50	-2,000.00	-12,500.00	525.0%
46110	GENERAL GOVT SAL	-73,229.37	-81,800.00	-81,800.00	-49,660.00	-81,600.00	-81,800.00	.0%
47310	INTERGOVT CHGS G	-22,344.35	-20,000.00	-20,000.00	-12,484.10	-20,000.00	-15,000.00	-25.0%
47400	ADMIN SERVICE CH	-119,570.22	-115,000.00	-115,000.00	-365.26	-115,000.00	-110,000.00	-4.3%



City of Green Bay

CITY OF GREEN BAY NEXT YEAR / CURRENT YEAR BUDGET ANALYSIS

ACCOUNTS FOR:		PROJECTION: 20241 2024 BUDGET PROJECTION						FOR PERIOD 99
101 GENERAL		2022 ACTUAL	2023 ORIG BUD	2023 REVISED BUD	2023 ACTUAL	2023 PROJECTION	2024 DEPT/MAYOR	PCT CHANGE
48100	INTEREST REVENUE	-710,703.46	-600,000.00	-600,000.00	-2,193,413.88	-2,600,000.00	-3,000,000.00	400.0%
48110	INVESTMENT MARKE	641,602.03	.00	.00	.00	.00	.00	.0%
48210	PACKER STADIUM L	-1,123,618.26	-1,151,386.58	-1,151,386.58	-162,082.71	-1,151,386.58	-1,181,155.00	2.6%
48221	CELL TOWER RENTA	-308,877.03	-241,000.00	-241,000.00	-214,289.26	-241,000.00	-262,000.00	8.7%
48320	SALE OF EQUIPMEN	.00	.00	.00	-36.90	.00	.00	.0%
48990	MISCELLANEOUS RE	-128,875.84	-140,000.00	-140,000.00	-133,323.79	-140,000.00	-140,000.00	.0%
49220	TRANSFER IN - SP	-36,576.16	-36,576.00	-36,576.00	-75,096.16	-75,096.16	-75,096.00	105.3%
49300	APPLIED SURPLUS	.00	-643,479.00	-643,479.00	.00	-643,479.00	.00	-100.0%
50001	REGULAR SALARIES	1,264,399.55	1,534,158.00	1,534,158.00	955,781.51	1,478,399.00	1,722,204.00	12.3%
50003	SEASONAL SALARIE	284,769.04	190,409.00	190,409.00	184,070.72	204,897.26	408,328.00	114.4%
50005	COMP TIME PAID O	10,228.05	.00	.00	5,044.21	.00	.00	.0%
50501	OVERTIME	8,469.14	2,900.00	2,900.00	3,671.28	4,565.37	2,900.00	.0%
51101	VACATION PAY	87,692.49	.00	.00	78,354.75	.00	.00	.0%
51102	HOLIDAY PAY	46,702.86	.00	.00	25,166.35	.00	.00	.0%
51103	PERSONAL DAYS	15,725.15	.00	.00	13,877.65	.00	.00	.0%
51105	FUNERAL LEAVE	1,442.80	.00	.00	2,138.63	.00	.00	.0%
51108	SICK PAY	36,131.52	.00	.00	42,351.75	.00	.00	.0%
51201	HEALTH INSURANCE	243,201.48	256,956.00	256,956.00	179,200.80	249,397.00	263,823.00	2.7%
51202	DENTAL INSURANCE	21,029.12	22,608.00	22,608.00	14,939.38	21,939.00	21,318.00	-5.7%
51203	LIFE INSURANCE	1,699.47	1,844.00	1,844.00	1,407.99	1,816.00	1,970.00	6.8%
51210	SOCIAL SECURITY	92,340.09	93,436.00	93,436.00	69,775.79	89,066.55	104,967.00	12.3%
51211	MEDICARE	21,591.61	21,862.00	21,862.00	16,323.08	19,649.96	24,558.00	12.3%



City of Green Bay

CITY OF GREEN BAY NEXT YEAR / CURRENT YEAR BUDGET ANALYSIS

PROJECTION: 20241 2024 BUDGET PROJECTION						FOR PERIOD 99	
ACCOUNTS FOR:	2022 ACTUAL	2023 ORIG BUD	2023 REVISED BUD	2023 ACTUAL	2023 PROJECTION	2024 DEPT/MAYOR	PCT CHANGE
101 GENERAL							
51301 WRS - EMPLOYER S	94,855.46	104,530.00	104,530.00	74,963.37	100,515.24	119,043.00	13.9%
51401 CAR ALLOWANCE	337.22	2,230.00	2,230.00	713.28	2,195.00	2,000.00	-10.3%
52001 TRAINING & TRAVE	6,639.17	21,240.00	21,240.00	8,148.67	15,200.00	13,525.00	-36.3%
52003 DUES & BONDS	5,308.20	5,046.00	5,046.00	4,852.03	5,046.00	8,330.00	65.1%
52011 MEAL ALLOWANCE -	.00	200.00	200.00	.00	200.00	400.00	100.0%
53001 CONTRACTUAL SERV	157,517.56	153,300.00	153,300.00	171,651.26	161,503.38	164,950.00	7.6%
53002 COPY MACHINE	6,623.38	9,750.00	9,750.00	4,898.13	10,800.00	8,870.00	-9.0%
53004 ADVERTISING	37,442.35	47,000.00	47,000.00	18,457.18	37,000.00	47,000.00	.0%
53018 GENERAL AUDIT	40,564.00	43,600.00	43,600.00	39,486.00	43,600.00	45,950.00	5.4%
54002 OFFICE SUPPLIES	31,203.65	36,850.00	36,850.00	26,977.99	36,850.00	48,520.00	31.7%
54004 BOOKS MAPS SUBSC	2,536.27	2,490.00	2,490.00	2,051.51	2,490.00	2,740.00	10.0%
54005 POSTAGE	155,870.83	105,000.00	105,000.00	84,719.11	106,280.00	135,000.00	28.6%
54071 P-CARD EXPENSE	.00	.00	.00	24,621.37	.00	.00	.0%
55101 EQUIPMENT REPAIR	.00	1,500.00	1,500.00	.00	.00	1,000.00	-33.3%
55120 EQUIPMENT RENTAL	17,009.10	19,180.00	19,180.00	23,893.25	23,893.25	25,000.00	30.3%
55150 NEW EQUIPMENT	2,459.99	1,000.00	1,000.00	.00	1,000.00	65,800.00	6480.0%
56101 ELECTRICITY	409.84	.00	.00	.00	.00	.00	.0%
56302 CELL PHONES	840.00	840.00	840.00	560.00	840.00	840.00	.0%
56303 DATA CARDS	3,242.09	3,500.00	3,500.00	2,475.63	3,500.00	3,500.00	.0%
57098 DEPT INSURANCE C	12,876.29	15,246.00	15,246.00	15,246.29	15,246.00	15,887.00	4.2%
59003 TAX ADJUSTMENTS	-1,744.85	30,000.00	35,356.64	42,618.75	30,000.00	30,000.00	-15.2%
59013 CASH OVER & SHOR	-7,173.23	.00	.00	8,026.18	7,500.00	.00	.0%
10 ADMINISTRATIVE SERV	-71,770,244.39	-76,028,288.15	-76,022,931.51	-59,532,419.09	-77,660,773.47	-81,393,997.67	7.1%
TOTAL 101 GENERAL	-71,770,244.39	-76,028,288.15	-76,022,931.51	-59,532,419.09	-77,660,773.47	-81,393,997.67	7.1%
TOTAL REVENUE	-74,472,484.08	-78,754,963.15	-78,754,963.15	-61,678,882.98	-80,334,162.48	-84,682,420.67	7.5%
TOTAL EXPENSE	2,702,239.69	2,726,675.00	2,732,031.64	2,146,463.89	2,673,389.01	3,288,423.00	20.4%
GRAND TOTAL	-71,770,244.39	-76,028,288.15	-76,022,931.51	-59,532,419.09	-77,660,773.47	-81,393,997.67	7.1%

SALARY SUMMARY RATES

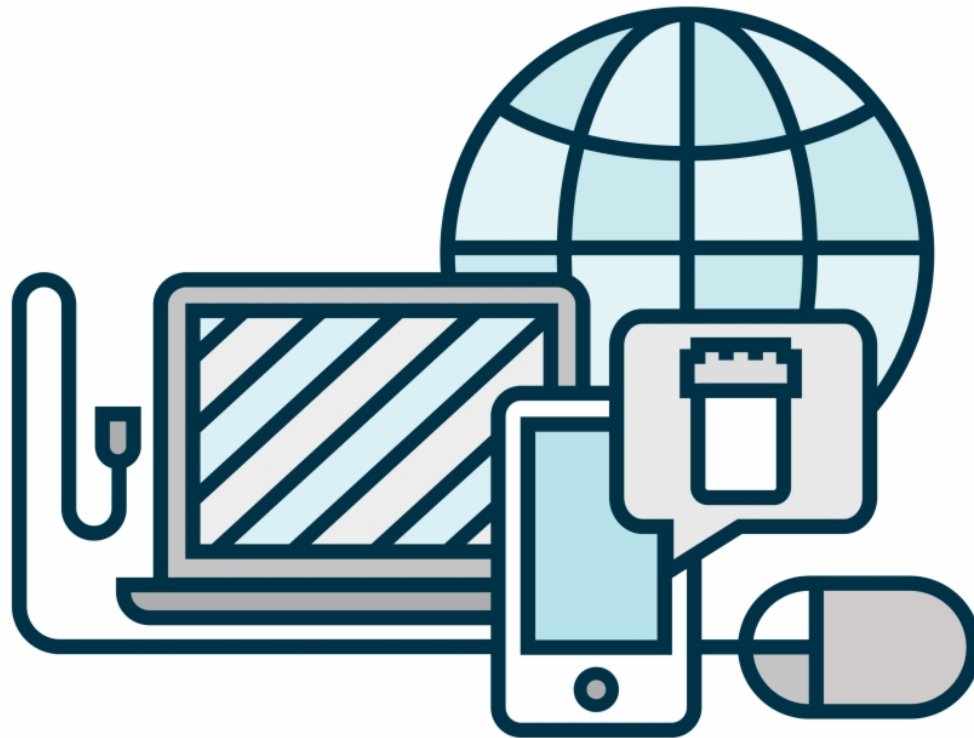
Department: **ADMINISTRATIVE SERVICES**

POSITION	FTE	PT/ SEASON	BUDGETED HOURS	12/31/2024 RATE	2024 BUDGET IMPACT
<u>Comptroller's Office</u>					
FINANCE DIRECTOR	1.00		2,080	\$72.83	\$149,435
ASSISTANT FINANCE DIRECTOR	1.00		2,080	\$48.14	\$98,524
DEPUTY TREASURER	1.00		2,080	\$41.39	\$84,013
SENIOR ACCOUNTANT	1.00		2,080	\$38.06	\$77,985
PAYROLL MANAGER	1.00		2,080	\$39.80	\$80,286
PAYROLL SPECIALIST	1.00		2,080	\$31.07	\$62,807
ACCOUNT CLERK II	1.00		2,080	\$25.90	\$53,344
FINANCIAL ANALYST	1.00		2,080	\$30.59	\$62,082
FINANCIAL ANALYST	1.00		2,080	\$30.59	\$61,800
GRANT ADMINISTRATOR	1.00	(b)	2,080	\$38.06	\$77,820
<u>Purchasing Office</u>					
PROCUREMENT MANAGER	1.00		2,080	\$44.94	\$90,890
PURCHASING ASSISTANT	1.00		2,080	\$27.89	\$56,396
BUYER	1.00		2,080	\$31.46	\$64,868
<u>Printing</u>					
DOCUMENT CENTER LEAD	1.00		2,080	\$26.61	\$55,100
DOCUMENT CENTER OPERATOR	0.50		1,040	\$23.61	\$24,444
<u>Assessor's Office</u>					
CITY ASSESSOR	1.00		2,080	\$54.33	\$110,967
APPRAISER II	1.00		2,080	\$34.96	\$72,180
APPRAISER II	1.00		2,080	\$34.96	\$70,706
APPRAISER II	1.00		2,080	\$33.21	\$68,212
APPRAISER II	1.00		2,080	\$33.21	\$67,860
CONTRACTED STAFF		(a)			

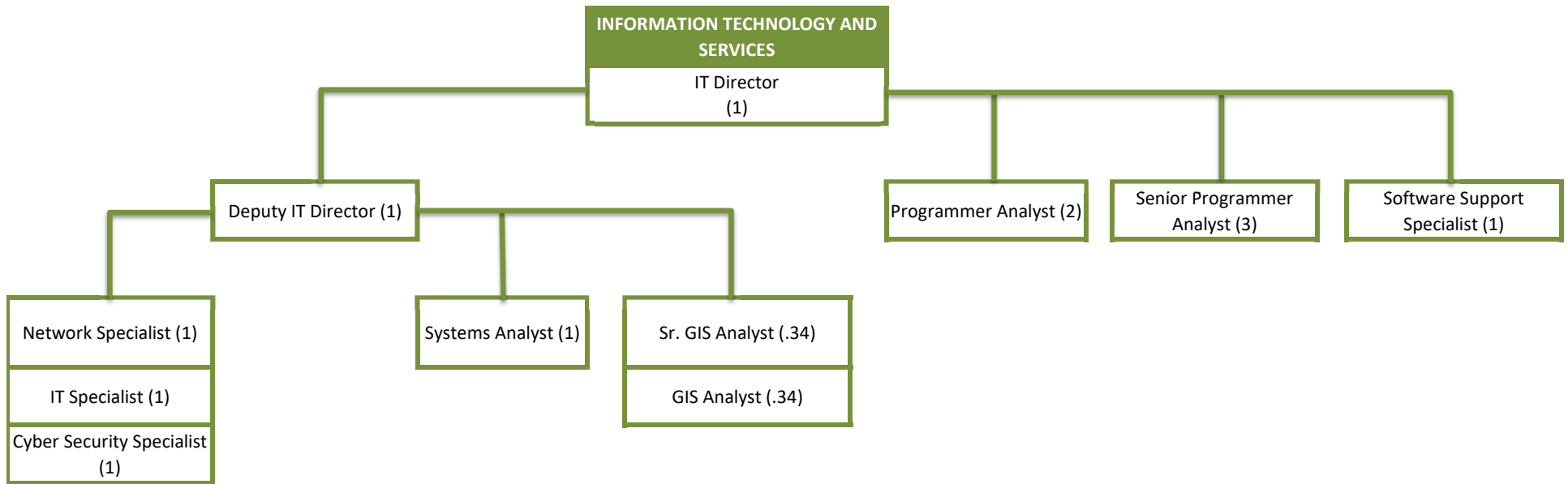
POSITION	FTE	PT/ SEASON	BUDGETED HOURS	12/31/2024 RATE	2024 BUDGET IMPACT
<i>Clerk's Office</i>					
CITY CLERK	1.00		2,080	\$44.94	\$92,963
DEPUTY CITY CLERK	1.00		2,080	\$33.29	\$67,959
ADMINISTRATIVE CLERK II	1.00		2,080	\$25.90	\$52,878
ADMINISTRATIVE CLERK	1.00		2,080	\$23.66	\$48,797
ADMINISTRATIVE CLERK	1.00		2,080	\$23.04	\$47,708
VOTING MACHINE MECHANICS (SEASONAL)		4			
TEMPORARY HELP (SEASONAL TAX COLLECTION)		4			
POLLWORKERS		350			
BENEFITTED EMPLOYEES	24.50				
NON-BENEFITTED EMPLOYEES		358			

- (a) CONTRACTED STAFF
- (b) FUNDED BY ARPA GRANT

INFORMATION TECHNOLOGY AND SERVICES



INFORMATION TECHNOLOGY AND SERVICES



Full-time Employees 12

Funded by the Police Dept - 1 Senior Programmer Analyst, 1 Programmer Analyst, .75 Cyber Security Specialist and 1 Systems Analyst

Funded by the Fire Dept-1 I.T. Specialist

66% of Senior GIS Analyst & GIS Analyst positions funded by DPW



City of Green Bay 2024 Budget Comments

Department: Information Technology and Services

Mission: The Information Technology Department serves to provide all City departments with reliable, timely, accurate, and secure computer applications, hardware and services by using, implementing and/or maximizing current technology that is both cost effective and responsive to departmental needs.

Activities:

Information Technology: The mission of Information Technology is to provide cost efficient information, computer automation, networking, internet and telephonic services to all city departments. The division provides purchasing, planning, testing and implementation support for over 900 personal and mobile computers, office automation software, and centralized client-servers. This includes support for 110 servers, 90 switches/routers, 75 wireless access points, data backup and restoration services and 35 miles of fiber networking service for all city locations as well as connections to the Internet, State of Wisconsin and Brown County. The city's digital information is also replicated to servers at the disaster recovery site which maintains 24x7x365 readiness.

2023 Accomplishments:

- Replaced old Cisco firewall with more robust FortiGate firewall.
- Replaced old internet Mail/Spam filter with new FortiMail cloud based mail relay/SPAM system.
- Replaced endpoint anti-virus product with FortiNet Endpoint Detection and Response) EDR.
- Implemented FortiNet (Managed Detection and Response) MDR solution for servers.
- Excavation/Obstruction Permit online workflow upgrade.

- Upgraded Tyler MUNIS financial software.
- Supported the Bentek solution integration.
- Continued development and improvements to the City's existing software applications.
- Conducted research and development of new ECLIPS application programming interface service required for ECLIPS mobile application development.
- Integrated City website form data into internal applications.
- Created and adjusted reports and reporting services for various departments.
- Continued development of the City's Enterprise Geographic Information System.
- Continued development of the DPW GIS sanitation data integration for invoicing.
- Convert ArcGIS web mapping services to ArcGIS Pro.
- Continue to convert paper-based licensing and permitting processes to the City's modern digital platform.
- Continue implementing an all-digital, contactless solution for submitting and processing online applications and forms.
- Continue professional education in modern technologies/platforms to keep in line with current development standards.
- Continue to plan and program a major overhaul of the police custom records management system (GERP).
- Updated entire city website design.
- Integrated cloud file storage (SharePoint) into applications.
- Implemented wifi pucks in sanitation trucks and street maintenance vehicles.
- Fiber to the Parks project complete.
- Planned and programmed a major overhaul of the police custom records management system (GERP)
- Migrated Wildlife and Sanctuary website to Civic Engage platform.

2024 Goals:

- Continue citywide cybersecurity training and implementation of cybersecurity fabric modules.
- City of Green Bay Online Payment Portal - New internal Api portal that will allow other departments to take online payments using Stripe's Open Api Portal.
- Continue upgrading workflow processes with online forms.
- Continue camera deployment and other physical security actions.
- Collaboration with the Clerk's office to implement a new poll worker software application.

- Special Events Application Development - Collaboration with City wide departments on initial specs for project.
- Replace network switches in all city remote building facilities.
- Planning and discussions on ECLIPS full application rewrite to web-based application.
- Forestry\Storm Damage PWA (using knowledge gained from ECLIPS mobile app).
- Continuation of finalizing and release for production of Icarus Desktop WPF Application Development.
- RoboCity - Document system processes, refactor documentation processing logic, continue digitizing old paper-based processes into automated workflow solutions.
- RoboEntites - Restructure document system.
- RoboComm - research text messaging options.
- RoboSecurity - Integrate ECLIPS permissions, prepare for use in mobile apps.
- RoboService - Research and develop conversion to web API.
- Improve communication of project inspection status – either online view, email, or text.
- Icarus Desktop WPF Application Development - Continuation of finalizing and release for production.
- Further development of ECLIPS Web API Service API, finalize and release for full production use.
- Research and develop separate solution from notification service to dedicated server.
- Continue development of DPW GIS sanitation data integration for invoicing.
- Complete the full move to Exchange 365.
- Continue to explore Cyber Security products and implement them where needed.
- Implement FortiNet (Multi-Factor Authentication) MFS across all city platforms.
- Migrate non-mobile users away from Netmotion VPN to FortiClient VPN.
- Expand and refine our Open Data Portal on the city website to include more citizen engagement.
- Data Center upgrades, core switch, server infrastructure, and Storage Area network (SAN).
- Upgrade the Council Chambers with updated equipment with more features and online streaming capabilities.
- Successfully upgrade to ArcGIS Enterprise 11.1.
- Design & Implement an ArcGIS Hub as a central location to access GIS Web Maps, Apps & Data.
- Continue to expand the ROI of GIS across City Departments.
- Transition Web Mapping products from Web AppBuilder to Experience Builder.
- Continue development of DPW GIS sanitation data integration for invoicing.
- Design & Implement a GIS based Tree Inventory & Work Order Management.
- Integrate Water Utility's phone system into the City's Mitel Phone system.



City of Green Bay

CITY OF GREEN BAY NEXT YEAR / CURRENT YEAR BUDGET ANALYSIS

PROJECTION: 20241 2024 BUDGET PROJECTION FOR PERIOD 99

ACCOUNTS FOR:	2022 ACTUAL	2023 ORIG BUD	2023 REVISED BUD	2023 ACTUAL	2023 PROJECTION	2024 DEPT/MAYOR	PCT CHANGE
101 GENERAL							
12 INFORMATION TECH AND SERVICES							
47401 INFORMATION SVS	-301,885.54	-245,000.00	-245,000.00	.00	-245,000.00	-355,000.00	44.9%
50001 REGULAR SALARIES	509,814.59	670,523.00	670,523.00	357,791.17	575,000.00	726,206.00	8.3%
50005 COMP TIME PAID O	3,014.52	.00	.00	146.80	.00	.00	.0%
50501 OVERTIME	2,562.61	.00	.00	1,872.43	.00	.00	.0%
51101 VACATION PAY	50,127.87	.00	.00	21,736.22	.00	.00	.0%
51102 HOLIDAY PAY	17,139.51	.00	.00	8,961.72	.00	.00	.0%
51103 PERSONAL DAYS	6,862.98	.00	.00	5,777.52	.00	.00	.0%
51105 FUNERAL LEAVE	1,200.36	.00	.00	522.14	.00	.00	.0%
51108 SICK PAY	31,038.25	.00	.00	8,317.81	.00	.00	.0%
51201 HEALTH INSURANCE	88,491.77	103,320.00	103,320.00	78,100.28	89,300.00	130,648.00	26.4%
51202 DENTAL INSURANCE	6,131.31	6,764.00	6,764.00	4,638.65	5,300.00	8,154.00	20.5%
51203 LIFE INSURANCE	689.70	809.00	809.00	497.15	740.00	714.00	-11.7%
51210 SOCIAL SECURITY	37,271.28	40,927.00	40,927.00	24,300.30	31,625.00	44,127.00	7.8%
51211 MEDICARE	8,716.64	9,574.00	9,574.00	5,683.79	7,900.00	10,322.00	7.8%
51301 WRS - EMPLOYER S	39,249.59	45,598.00	45,598.00	27,549.04	39,100.00	50,111.00	9.9%
51401 CAR ALLOWANCE	.00	180.00	180.00	.00	180.00	.00	-100.0%
52001 TRAINING & TRAVE	8,113.03	9,000.00	9,000.00	9,030.05	9,000.00	10,000.00	11.1%
53001 CONTRACTUAL SERV	117,241.72	120,360.00	120,360.00	37,207.26	120,360.00	122,360.00	1.7%
53002 COPY MACHINE	185.91	.00	.00	417.59	.00	.00	.0%
53020 SOFTWARE MAINTEN	625,942.20	656,080.00	656,080.00	811,405.79	656,080.00	727,880.00	10.9%
54002 OFFICE SUPPLIES	2,350.81	4,850.00	4,850.00	752.16	4,850.00	4,850.00	.0%



City of Green Bay

CITY OF GREEN BAY NEXT YEAR / CURRENT YEAR BUDGET ANALYSIS

PROJECTION: 2024 2024 BUDGET PROJECTION							FOR PERIOD 99	
ACCOUNTS FOR:	2022 ACTUAL	2023 ORIG BUD	2023 REVISED BUD	2023 ACTUAL	2023 PROJECTION	2024 DEPT/MAYOR	PCT CHANGE	
101 GENERAL								
54004 BOOKS MAPS SUBSC	.00	100.00	100.00	.00	100.00	100.00	.0%	
54010 GAS OIL LUBE	728.79	400.00	400.00	900.25	800.00	1,000.00	150.0%	
54071 P-CARD EXPENSE	.00	.00	.00	249.95	.00	.00	.0%	
55101 EQUIPMENT REPAIR	6,790.58	5,000.00	5,000.00	1,272.76	5,000.00	5,000.00	.0%	
55150 NEW EQUIPMENT	122.94	.00	.00	.00	.00	.00	.0%	
56302 CELL PHONES	3,039.94	5,820.00	5,820.00	1,549.53	5,820.00	5,820.00	.0%	
57098 DEPT INSURANCE C	3,398.36	3,333.00	3,333.00	3,820.11	4,000.00	4,000.00	20.0%	
12 INFORMATION TECH AN	1,268,339.72	1,437,638.00	1,437,638.00	1,412,500.47	1,310,155.00	1,496,292.00	4.1%	
TOTAL 101 GENERAL	1,268,339.72	1,437,638.00	1,437,638.00	1,412,500.47	1,310,155.00	1,496,292.00	4.1%	
TOTAL REVENUE	-301,885.54	-245,000.00	-245,000.00	.00	-245,000.00	-355,000.00	44.9%	
TOTAL EXPENSE	1,570,225.26	1,682,638.00	1,682,638.00	1,412,500.47	1,555,155.00	1,851,292.00	10.0%	
GRAND TOTAL	1,268,339.72	1,437,638.00	1,437,638.00	1,412,500.47	1,310,155.00	1,496,292.00	4.1%	

** END OF REPORT - Generated by Diana Ellenbecker **

SALARY SUMMARY RATES

Department: INFORMATION TECHNOLOGY AND SERVICES

POSITION		FTE	BUDGETED HOURS	12/31/2024 RATE	2024 BUDGET IMPACT
IT DIRECTOR		1.00	2,080	\$63.43	\$128,962
DEPUTY IT DIRECTOR		1.00	2,080	\$48.14	\$99,163
NETWORK SPECIALIST		1.00	2,080	\$38.62	\$78,876
CYBER SECURITY SPECIALIST	(b)	0.25	2,080	\$39.08	\$19,742
PROGRAMMER ANALYST		1.00	2,080	\$43.12	\$87,150
SENIOR PROGRAMMER ANALYST		2.00	2,080	\$44.94	\$93,055
SOFTWARE SUPPORT SPECIALIST		1.00	2,080	\$36.15	\$74,850
SR GIS ANALYST	(a)	0.34	2,080	\$40.90	\$28,350
GIS ANALYST	(a)	0.34	2,080	\$33.29	\$23,003

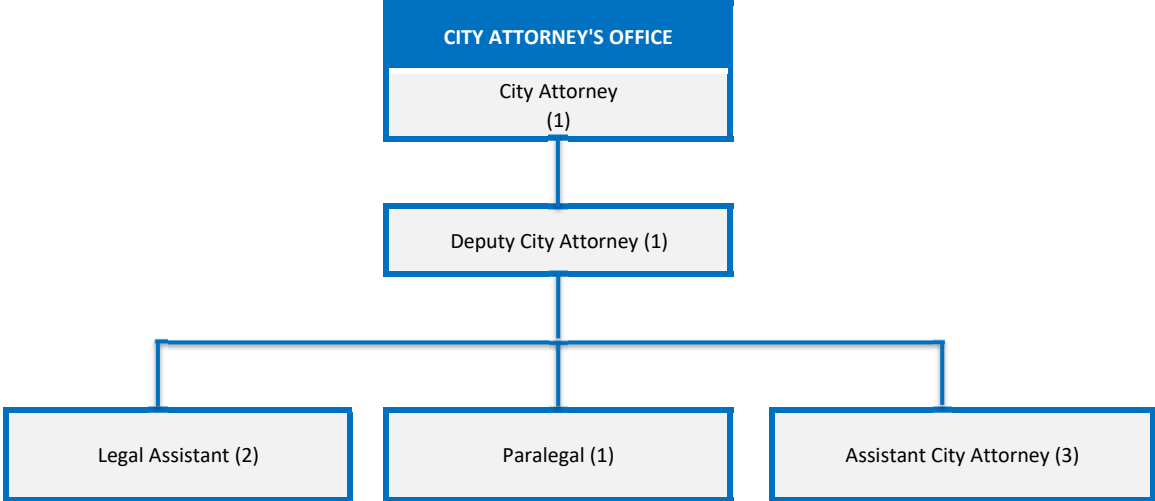
COLUMN TOTALS		7.93			
----------------------	--	-------------	--	--	--

- (a) 66% of position funded by the DPW Dept
- (b) 75% of position funded by the Police Dept

LAW



LAW DEPARTMENT



Fulltime Employees 8



City of Green Bay
2024 Budget Comments

Department: Law

Mission: It is the mission of the Law Department to provide high quality municipal legal services to the City of Green Bay, facilitate the City's operations, and protect the City's interests. The Law Department strives to maintain fairness and integrity while representing the City, including the Mayor, Common Council, Boards and Commissions, and all City departments. The Law Department strives to provide dependable legal advice, find practical and innovative solutions to problems, and promote accountability in accordance with the letter and spirit of the law. The Law Department also focuses on ensuring laws are applied consistently and in a community-oriented manner to improve the quality of life in the City of Green Bay.

Activities: The Law Department provides legal services to all departments within the City. The primary activities of the Law Department include all of the following:

General Municipal Representation. The Law Department provides general municipal representation to all City Departments. This includes drafting ordinances, resolutions, and contracts, legal documents, conducting research, and drafting legal memorandums and opinions. Attorneys regularly attend Common Council and committee meetings and provide legal guidance to the members. Additionally, attorneys remain current on trends and updates in numerous legal areas, including development, land use, employment and labor law, licensing, inspections, ethics, Indian law, and environmental law. Attorneys routinely research questions received from City officials, department heads, and City staff.

Litigation. The Law Department represents the City in all legal matters. For matters which the department does not have the capacity to handle in house or which are assigned by our insurance carrier, the City Attorney engages outside counsel and actively monitors all cases to ensure the City interests are properly protected and are handled in a cost-efficient manner. Lawsuits range from enforcement actions and property damage claims to high profile civil rights litigation. From August 2022 to July 2023, the Law Department has represented and/or overseen the City's representation in 29 active litigation or administrative law matters in federal

and state court, 5 of which were carried over from prior years. Of these, 8 cases have been resolved and/or dismissed. The Law Department independently represented the City of Green Bay in 14 of these cases through its Litigation Assistant City Attorney.

In addition, the Law Department initiated national litigation in multi-district litigation matters to recover potential damages for the City of Green Bay. These two actions involve PFAs contamination in municipal water systems and overburdened public safety resources due to increased thefts of Hyundai and Kia vehicles. These actions are still pending and will continue into 2024. By initiating these actions and engaging outside counsel skilled in these complex litigation matters, the City safeguards its interests and ensures its best chance of recovering damages for the benefit of the City and the community.

Claims & Liability Insurance. The Law Department administers the claims process for decision by the Claims Committee following investigation and evaluation of all liability claims brought against the City. In addition, the Law Department works closely with our insurance carrier to ensure the City's claims are resolved in the most cost-efficient manner and evaluates our evolving coverage needs. From August 2022 to July 2023, the Claims Committee processed and acted upon 47 new liability claims received naming the City as a responsible party and continues to monitor older claims until the expiration of their statute of limitations. The Law Department also administers auto-physical damage claims including recovering damages that previously went unpaid. Finally, the Law Department assisted with the intake and management of all certificates of insurance.

Prosecutions. The Law Department is responsible for the prosecution of violations of City ordinances and is dedicated to principles of fair and impartial justice administered with respect and equality. From August 2022 through July 2023, the Law Department conducted pre-trial conferences on 2,035 citations (a 13.3% increase from the prior year), represented the City in 557 contested parking tickets, prepared for and conducted 52 trials in municipal and circuit court, and attended numerous motions hearings. These proceedings include charges of Operating While Intoxicated, traffic violations, parking violations, inspection violations, thefts, and numerous other miscellaneous violations.

Records Requests. The Law Department responds to requests to inspect public records on behalf of numerous City departments, ensuring that compliance with the law is maintained, consistency among requests is achieved, and confidential and exempt data is not inadvertently disclosed. From August 2022 to July 2023, the Law Department received and responded to a large increase in public records requests, totaling 329 requests. This work produced over 50,000 pages of documents, which is an 117% increase from 2022.

2023 Accomplishments: A sampling of the Law Department's accomplishments in 2023 is provided as follows:

- Drafted countless agreements for the City, including purchase agreements, hold harmless and indemnification agreements, transfer agreements, development agreements, settlement agreements, easements, leases, and licenses, among others.

- Provided training for City employees regarding Public Records: Management, Requests, and Response.
- Continued centralization of all insurance matters, including all insurance and claims related matters, certificates of insurance and auto/physical liability records.
- Focused on cross-training staff in department functions to ensure continuity of services during times of absences.
- Responded to over 300 records requests.
- Defended numerous actions brought against the City regarding election administration.
- Drafted and reviewed over 45 ordinances, various resolutions, and policies of varying complexity for the City.
- Coordinated substantial discovery in litigation at a cost-savings to the City.
- Initiated collection efforts on delinquent invoices and payment agreements. To date, approximately \$30,000 has been paid and numerous payment plans have been entered.
- Secured approximately \$34,000 in judgments from unlicensed bar/nightclub prosecutions.
- Continued implementation of the Records Retention Schedule and processed historical documents for submission to the Wisconsin Historical Society to maintain compliance with records management and maintenance.

2024 Goals:

- Continue cross-training staff in department functions to ensure continuity of services during times of absences.
- Continue to transition department files to electronic document management system for the purpose of increasing department efficiency and productivity, including in the areas of filing and record keeping.
- Continue maximizing cost-efficient training opportunities to ensure staff remains up-to-date on current trends in the legal community.
- Conduct training for City employees pertaining to areas of liability and claims, social media and first amendment audits.
- Continue to process records in accordance with the Records Retention Schedule.
- Continue to process historical documents for submission to the Wisconsin Historical Society to maintain compliance with records management and maintenance and to extend this process across City Departments.
- Implement processes and procedures utilizing new software to create efficient review and management of legal services, open records requests and document review and management across all City Departments.



City of Green Bay

CITY OF GREEN BAY NEXT YEAR / CURRENT YEAR BUDGET ANALYSIS

PROJECTION: 20241 2024 BUDGET PROJECTION							FOR PERIOD 99	
ACCOUNTS FOR:								
101 GENERAL	2022 ACTUAL	2023 ORIG BUD	2023 REVISED BUD	2023 ACTUAL	2023 PROJECTION	2024 DEPT/MAYOR	PCT CHANGE	
14 LAW								
47400 ADMIN SERVICE CH	-57.90	-2,000.00	-2,000.00	.00	-2,000.00	.00	-100.0%	
48990 MISCELLANEOUS RE	-291.68	-500.00	-500.00	-60.65	-500.00	.00	-100.0%	
50001 REGULAR SALARIES	447,009.79	590,236.00	590,236.00	396,865.09	590,236.00	650,195.00	10.2%	
50005 COMP TIME PAID O	2,409.25	.00	.00	5,579.39	.00	.00	.0%	
51101 VACATION PAY	17,090.70	.00	.00	24,856.81	.00	.00	.0%	
51102 HOLIDAY PAY	17,334.62	.00	.00	11,244.99	.00	.00	.0%	
51103 PERSONAL DAYS	5,893.38	.00	.00	6,779.12	.00	.00	.0%	
51105 FUNERAL LEAVE	794.60	.00	.00	.00	.00	.00	.0%	
51108 SICK PAY	26,895.08	.00	.00	12,821.81	.00	.00	.0%	
51201 HEALTH INSURANCE	83,288.70	90,023.00	90,023.00	65,119.48	90,023.00	84,061.00	-6.6%	
51202 DENTAL INSURANCE	5,551.58	6,110.00	6,110.00	4,739.64	6,110.00	5,951.00	-2.6%	
51203 LIFE INSURANCE	598.64	713.00	713.00	567.03	713.00	790.00	10.8%	
51210 SOCIAL SECURITY	29,708.90	35,717.00	35,717.00	26,835.50	35,717.00	39,666.00	11.1%	
51211 MEDICARE	6,948.09	8,356.00	8,356.00	6,277.90	8,356.00	9,279.00	11.0%	
51301 WRS - EMPLOYER S	33,698.52	38,639.00	38,639.00	31,159.47	38,639.00	44,867.00	16.1%	
51401 CAR ALLOWANCE	.00	180.00	180.00	.00	180.00	180.00	.0%	
52001 TRAINING & TRAVE	4,941.22	6,535.00	6,535.00	3,558.11	6,535.00	6,585.00	.8%	
53002 COPY MACHINE	1,374.89	1,600.00	1,600.00	995.75	1,600.00	1,600.00	.0%	
53021 LEGAL EXPENSES	61,215.87	182,779.00	182,779.00	72,791.39	182,779.00	60,800.00	-66.7%	
54002 OFFICE SUPPLIES	6,096.76	4,220.00	4,220.00	1,977.76	4,220.00	4,220.00	.0%	
54004 BOOKS MAPS SUBSC	9,834.90	11,478.00	11,478.00	7,545.66	11,478.00	51,000.45	344.3%	



City of Green Bay

CITY OF GREEN BAY NEXT YEAR / CURRENT YEAR BUDGET ANALYSIS

PROJECTION: 20241 2024 BUDGET PROJECTION

FOR PERIOD 99

ACCOUNTS FOR:

101 GENERAL	2022 ACTUAL	2023 ORIG BUD	2023 REVISED BUD	2023 ACTUAL	2023 PROJECTION	2024 DEPT/MAYOR	PCT CHANGE
54005 POSTAGE	.00	.00	.00	599.00	.00	.00	.0%
56302 CELL PHONES	1,248.49	1,200.00	1,200.00	851.74	1,200.00	1,200.00	.0%
57098 DEPT INSURANCE C	2,860.00	3,710.00	3,710.00	3,710.00	3,710.00	16,400.00	342.0%
14 LAW	764,444.40	978,996.00	978,996.00	684,814.99	978,996.00	976,794.45	-.2%
TOTAL 101 GENERAL	764,444.40	978,996.00	978,996.00	684,814.99	978,996.00	976,794.45	-.2%
TOTAL REVENUE	-349.58	-2,500.00	-2,500.00	-60.65	-2,500.00	.00	-100.0%
TOTAL EXPENSE	764,793.98	981,496.00	981,496.00	684,875.64	981,496.00	976,794.45	-.5%
GRAND TOTAL	764,444.40	978,996.00	978,996.00	684,814.99	978,996.00	976,794.45	-.2%

** END OF REPORT - Generated by Diana Ellenbecker **

SALARY SUMMARY RATES

Department: LAW

POSITION	FTE	BUDGETED HOURS	12/31/2024 RATE	2024 BUDGET IMPACT	
CITY ATTORNEY	1.00	2,080	\$63.43	\$130,792	
DEPUTY CITY ATTORNEY	1.00	2,080	\$52.34	\$107,688	
ASSISTANT CITY ATTORNEY	1.00	2,080	\$44.94	\$92,777	
ASSISTANT CITY ATTORNEY	1.00	2,080	\$43.76	\$89,670	
ASSISTANT CITY ATTORNEY	1.00	2,080	\$41.39	\$84,960	
PARALEGAL	1.00	2,080	\$33.21	\$68,421	
LEGAL ASSISTANT	1.00	2,080	\$30.28	\$62,594	
LEGAL ASSISTANT	(b)	1.00	2,080	\$25.90	\$53,171

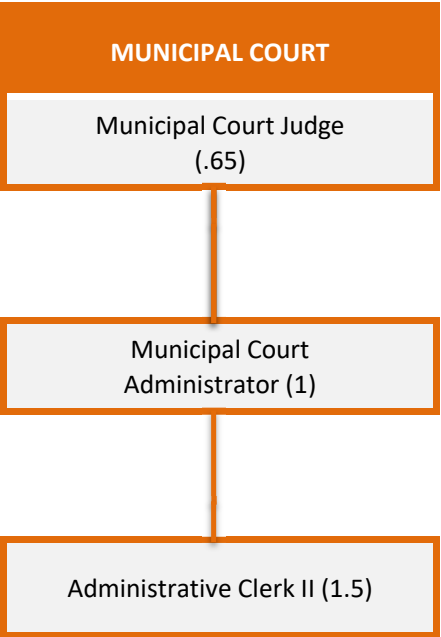
COLUMN TOTALS	8.00
----------------------	-------------

(b) 1,560 hours of Position funded by the General Liability Fund 703

MUNICIPAL COURT



MUNICIPAL COURT



Full Time Employees 2
Part Time Employees 2



City of Green Bay
2024 Budget Comments

Department: MUNICIPAL COURT

Mission: To provide a forum for justice regarding all City ordinance matters.

Activities: The administration of justice, collection of forfeitures.

2023 Accomplishments:

- Reviewed State Debt Collection uncollectible debts
- Resubmitted uncollectible debts to Tax Intercept program
- Began issuing Writ of Commitments to repeat offenders with multiple outstanding traffic citations

2024 Goals:

- Upgrade courtroom sound and security systems
- Improve communication efforts with the Hispanic community
- Continue review of processes to find further efficiencies

Major Increase/Decreases in 2024 Budget:

- Decrease in Prisoners - \$15,000

Personnel Changes: N/A



City of Green Bay

CITY OF GREEN BAY NEXT YEAR / CURRENT YEAR BUDGET ANALYSIS

PROJECTION: 20241 2024 BUDGET PROJECTION							FOR PERIOD 99
ACCOUNTS FOR:							
101 GENERAL	2022 ACTUAL	2023 ORIG BUD	2023 REVISED BUD	2023 ACTUAL	2023 PROJECTION	2024 DEPT/MAYOR	PCT CHANGE
16 MUNICIPAL COURT							
45110 ORDINANCE VIOLAT	-949,098.63	-1,250,000.00	-1,250,000.00	-702,278.18	-1,250,000.00	-1,250,000.00	.0%
50001 REGULAR SALARIES	193,794.09	206,611.00	206,611.00	141,225.46	206,611.00	235,289.00	13.9%
50003 SEASONAL SALARIE	450.00	2,250.00	2,250.00	1,125.00	2,250.00	2,250.00	.0%
51101 VACATION PAY	7,266.53	.00	.00	8,884.36	.00	.00	.0%
51102 HOLIDAY PAY	4,667.83	.00	.00	2,676.64	.00	.00	.0%
51103 PERSONAL DAYS	1,676.80	.00	.00	1,754.00	.00	.00	.0%
51105 FUNERAL LEAVE	184.00	.00	.00	198.32	.00	.00	.0%
51108 SICK PAY	3,470.10	.00	.00	2,718.21	.00	.00	.0%
51201 HEALTH INSURANCE	41,182.70	34,788.00	34,788.00	40,764.50	34,788.00	53,039.00	52.5%
51202 DENTAL INSURANCE	2,974.80	2,508.00	2,508.00	1,985.22	2,508.00	2,508.00	.0%
51203 LIFE INSURANCE	258.85	263.00	263.00	207.48	263.00	299.00	13.7%
51210 SOCIAL SECURITY	12,598.75	12,542.00	12,542.00	9,433.41	12,542.00	14,279.00	13.8%
51211 MEDICARE	2,946.52	2,935.00	2,935.00	2,208.47	2,935.00	3,340.00	13.8%
51301 WRS - EMPLOYER S	13,742.44	14,085.00	14,085.00	10,711.67	14,085.00	16,237.00	15.3%
52001 TRAINING & TRAVE	.00	1,150.00	1,150.00	40.00	750.00	1,200.00	4.3%
52003 DUES & BONDS	100.00	100.00	100.00	.00	100.00	100.00	.0%
53001 CONTRACTUAL SERV	20,338.61	20,441.00	20,441.00	19,338.84	20,750.00	22,390.00	9.5%
53002 COPY MACHINE	387.02	500.00	500.00	571.61	750.00	750.00	50.0%
53006 WITNESS FEES	108.40	250.00	250.00	255.10	300.00	250.00	.0%
53007 BOARD OF PRISONE	59,680.00	85,000.00	85,000.00	34,960.00	55,000.00	60,000.00	-29.4%
54001 MATERIAL & SUPPL	2,180.69	2,500.00	2,500.00	3,190.76	3,500.00	3,400.00	36.0%



City of Green Bay

CITY OF GREEN BAY NEXT YEAR / CURRENT YEAR BUDGET ANALYSIS

PROJECTION: 20241 2024 BUDGET PROJECTION							FOR PERIOD 99	
ACCOUNTS FOR:								
101 GENERAL	2022 ACTUAL	2023 ORIG BUD	2023 REVISED BUD	2023 ACTUAL	2023 PROJECTION	2024 DEPT/MAYOR	PCT CHANGE	
54002 OFFICE SUPPLIES	2,260.97	2,900.00	2,900.00	966.29	1,500.00	2,000.00	-31.0%	
54004 BOOKS MAPS SUBSC	1,403.00	1,396.00	1,396.00	1,368.00	1,396.00	1,440.00	3.2%	
54071 P-CARD EXPENSE	.00	.00	.00	158.25	.00	.00	.0%	
55101 EQUIPMENT REPAIR	320.09	500.00	500.00	278.38	500.00	500.00	.0%	
55201 BUILDING REPAIRS	1,803.40	5,600.00	5,600.00	337.94	8,337.94	5,600.00	.0%	
56101 ELECTRICITY	8,980.00	8,550.00	8,550.00	7,942.53	8,550.00	8,550.00	.0%	
56201 NATURAL GAS	2,116.95	4,500.00	4,500.00	2,124.54	4,500.00	4,500.00	.0%	
56402 WATER	198.50	315.00	315.00	156.13	315.00	315.00	.0%	
56403 SEWER	150.69	200.00	200.00	125.28	200.00	200.00	.0%	
56404 STORM SEWER UTIL	278.13	230.00	230.00	221.93	230.00	230.00	.0%	
57098 DEPT INSURANCE C	1,391.25	1,411.00	1,411.00	1,411.25	1,411.00	1,486.00	5.3%	
16 MUNICIPAL COURT	-562,187.52	-838,475.00	-838,475.00	-404,938.61	-865,928.06	-809,848.00	-3.4%	
TOTAL 101 GENERAL	-562,187.52	-838,475.00	-838,475.00	-404,938.61	-865,928.06	-809,848.00	-3.4%	
TOTAL REVENUE	-949,098.63	-1,250,000.00	-1,250,000.00	-702,278.18	-1,250,000.00	-1,250,000.00	.0%	
TOTAL EXPENSE	386,911.11	411,525.00	411,525.00	297,339.57	384,071.94	440,152.00	7.0%	
GRAND TOTAL	-562,187.52	-838,475.00	-838,475.00	-404,938.61	-865,928.06	-809,848.00	-3.4%	

** END OF REPORT - Generated by Diana Ellenbecker **

SALARY SUMMARY RATES

Department: MUNICIPAL COURT

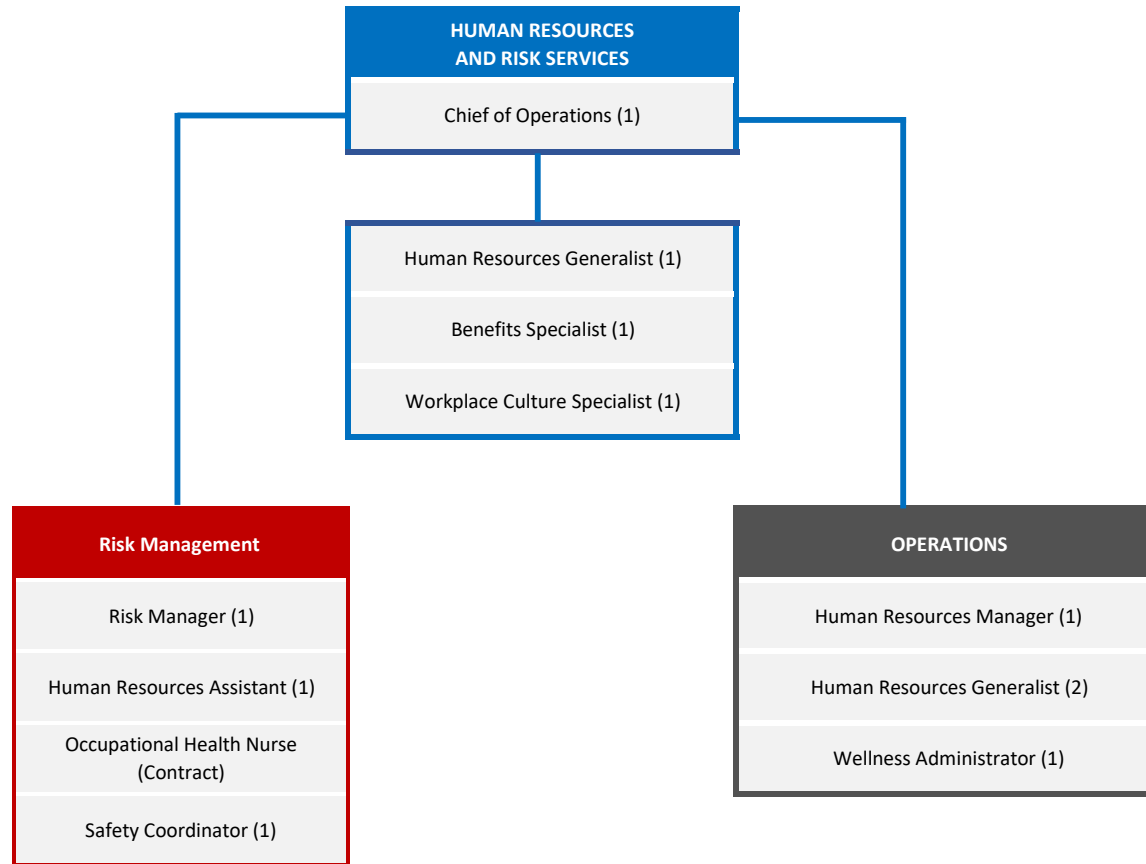
POSITION	FTE	BUDGETED HOURS	12/31/2024 RATE	2024 BUDGET IMPACT
MUNICIPAL COURT JUDGE	0.65	1,352	\$52.28	\$70,684
MUNICIPAL COURT ADMINISTRATOR	1.00	2,080	\$40.11	\$81,488
ADMINISTRATIVE CLERK II	1.00	2,080	\$26.61	\$55,100
ADMINISTRATIVE CLERK II	0.50	1,040	\$27.34	\$28,017

COLUMN TOTALS	3.15			
----------------------	-------------	--	--	--

HUMAN RESOURCES



HUMAN RESOURCES DEPARTMENT



Fulltime Employees 10.5
Contract Employees 1



City of Green Bay 2024 Budget Comments

Department: Human Resources

Mission: The mission of the City of Green Bay Human Resources Department is to provide innovative human resources and labor relations services; identifying, improving, and promoting quality customer service by administering effective and consistent programs, policies, processes, and practices.

We are committed to providing our employees with a stable work environment with equal opportunity for learning and personal growth. Creativity and innovation are encouraged to improve the effectiveness of the City. Above all, employees will be provided the same concern, respect and caring attitude within the organization that they are expected to share externally with our citizens and customers. We are committed to protecting City employees and the City's physical assets from damage or loss by providing cost effective services and safety programs, aligned with the City's priorities for safety and health.

Activities: Human Resources has responsibility for Labor Relations; Benefit Administration; Recruitment and Selection; Investigations and Disciplinary Actions; Fitness for Duty evaluations; Affirmative Action, Classification and Compensation; Training and Development; Worker's Compensation; and Risk Management.

2023 Accomplishments:

- Implemented 3% wage increase for general municipal and seasonal employees with the exception of Police, Fire, and Transit employees who retain the right to bargain.
- Worked with Carlson Dettman to conduct a market assessment for employee compensation and provide a recommendation to the Common Council on a City pay plan for general employees.
- Negotiated a 2-year labor agreement with the Green Bay Police Officers.
- Negotiated a 2-year labor agreement with the Green Bay Police Supervisory Personnel.
- Negotiated a 1-year contract settlement with the City of Green Bay International Brotherhood of Electrical Workers & Parks and Forestry Labor Association.
- Completed a City Hall security survey and provided results and analysis to supervisors and employees.
- Worked with the Department of Homeland Security to conduct a City Hall security assessment.
- Maintained and improved our benefits software package to assist employees in open enrollment, access to benefit information throughout the year, and assist staff in administering billing.

- Continued to work with our third-party vendor to provide FMLA to employees as well as brought FMLA services back into the Human Resources department for the Police and Fire departments to ensure their leave time with variable schedules comply with the FMLA.
- Created new workspaces for the Risk division on the fourth floor of City Hall.
- Worked with departments on the implementation of Resource X for the City to try and use Resource X as a budgeting tool and a tool for transparency of City services and spending.
- Provided staff support to the Equal Rights Commission comprised of 9 commissioners responsible for promoting equal rights, equal opportunities, positive community relations, and to eliminate discrimination and inequities in City government and the City.
- Submitted the City of Green Bay Municipal Equality Index scorecard to the Human Rights Campaign.
- Provided Customer Service training for all employees through our insurer, Cities and Villages Mutual Insurance Company (CVMIC).
- Worked cooperatively with the Benefits Advisory Committee on evaluating our City benefits and providing recommendations to Human Resources and the Common Council on what benefit package to provide for City employees.
- Recommended to the Common Council a 3% increase to health insurance premium and 0% increase to premiums for vision, dental, life and AD&D.
- Partnered with the ADRC of Brown County to provide dementia friendly business training to City employees.
- Provided accident investigation training for supervisors and managers.
- Provided mental health awareness training for all supervisors and managers.
- Implemented Entry Level CDL Training program in accordance with the Department of Transportation regulation and to allow us to broaden our pool of candidates when recruiting CDL drivers.
- Continued to improve our NeoGov Learn (learning management tool) which provides employees with a vast library of online training programs specific to the public sector.
- Conducted recruitment and facilitated interview processes to fill 122 vacancies.
- Recruited and hired a new IT Director, Development Director and Water Utility General Manager.
- Worked with the Community and Economic Development and Police Departments to staff the Office of Violence Prevention and created the Civil Rights Compliance plan for the program.
- Expanded our orientation process to include a “meet and greet” with directors and new employees.
- 456 employees actively participated in the City’s Health 1265 wellness program out of 575 eligible employees (79.8% participation rate). This program provides employees on the health insurance plan an opportunity to reduce their health insurance premium contributions by earning 1265 points with participation in various wellness activities, challenges and educational programs.
- Added Safety Coordinator position, shared with the Water Utility to focus on employee training, safe work practices, and field audits.
- Utilized the City Safety Committee to increase safety knowledge and training with supervisors and staff.
- Continued to evaluate/replace existing equipment to ensure that we are in line with industry best-practices when it comes to fall protection and safety of forestry workers.
- Completed safe roadway work zone training with DPW, Parks and Water Utility staff who work in roadways.
- Explored insurance marketplace to ensure that we are utilizing the most cost-effective solution for various insurance lines such as crime, volunteer, property, and public officials bonds.
- Completed Playground Inspection training with members of the Parks Department which will help with identifying hazards and damage to playground equipment.
- Year-to-date processed and monitored 91 new workers compensation claims for City departments.
- Audited and updated the city vehicle fleet and property assets to ensure that we are correctly insured for the true risk value present.

- Completed Confined space entry and CPR training as required for all employees who may be required to enter permit-required confined spaces.
- Evaluated Respiratory Protection program to better identify employees who should and should not be required to complete annual pulmonary assessments. This eliminated the cost of performing respiratory fit testing and medical examinations on employees who no longer participate in activities that pose respiratory hazards.
- Purchased a personal dosimeter to complete evaluations of employee noise exposures, with a goal of reducing noise exposures long-term and reducing the likelihood of occupational hearing loss.
- Utilizing insurance partners and resources, completed area noise monitoring study at various city worksites.
- Assessed risk and managed liability insurance requirements for all primary and subcontractors on DPW contracts, vendor contracts, and all city Special Events and other contractual services.
- Assisted the Law Department in the development of a revamped Liability training for employees that explains the process of how our insurance policies and claims process work.
- Continued to implement a vehicle leasing plan started in 2021 where we have facilitated the procurement of new leased city vehicles and subsequent sale of the old vehicles, increasing vehicle safety and reliability and reducing overall vehicle expenses.
- Continued departmental implementation of an MSDS Online software to better manage and track Material Safety Data Sheets of chemicals used in city operations, leading to increased safety and compliance.
- Researched options and contracted with JDI Data to implement a certificate of insurance (COI) management software package that will increase visibility and efficiency for all departments who work with vendors and track COIs.
- Worked with the Police Department and other City departments to update the City's emergency notification messaging through ReadyOp.
- Reviewed the City's bloodborne pathogen exposure protocols that specifically apply to employee exposure to pathogens. Working with Prevea to update our standard protocol to ensure that medical expectations are met and employees receive timely care if/when exposures do occur.
- Began a process to assess all sloped areas within the city that require grass mowing. Areas with high degree of slope can be marked for special precautions or specialty equipment when cutting grass, to reduce the risk of rollover incidents involving employees and city equipment.

Major Increase/Decreases in 2023 Budget: None.

2024 Goals

- Bargain Police Officers Agreement.
- Bargain Police Supervisory Personnel Agreement.
- Bargain Fire Fighter Agreement.
- Bargain Bus Mechanics Agreement.
- Continue to promote employee professional development and employee engagement in supervisory training including more on-site trainings.
- Implement online performance evaluations.
- Prioritize and address issues raised by employees who responded to the employee engagement survey. Work with department heads/management personnel to establish plans and goals to improve employee engagement.

- Within the NeoGov Learn, platform, create learning plans that can be assigned to each user and provide a batch of training sessions that are applicable to positions to provide more learning opportunities for City employees.
- Continue to develop and facilitate in-house quarterly supervisor training for all management personnel.
- Provide mental health and well-being training for all employees.
- Increase utilization of Emerging Leader / Perfecting Leader training modules to further enhance the leadership skills of City supervision.
- Continue to review City and Department policies to ensure the City is promoting and providing equality, diversity, and inclusion in the workplace.
- Establish participation in the City's Employee Resource Groups to provide support, personal and career development, and improve the work environment for City employees.
- Continue to work on completing items outlined in the Human Resources Strategic Plan.
- Continue to work on completing items outlined in the Diversity and Inclusion Strategic Plan.
- Continue to work on completing items outlined in the Human Resources Compliance Audit.
- Continue to work on completing items outlined in Green Bay's ADA transition plan.
- Explore employee options for improved preventative musculoskeletal care and treatment.
- Increase utilization of Certificate of Insurance tracking software by city departments, to help increase contractor compliance with city requirements.
- Working with the Law department, revamp the City's insurance requirements for various tasks completed by contractors and vendors who do business on behalf of the City, with an overarching goal of reducing long-term risk and liability to the City for errors caused by contractors.
- Research opportunities for savings in Workers Compensation using third-party care providers and/or injury case management to assist with employee recovery.
- Obtain and utilize a platform to develop a digital reporting structure of injuries and vehicle accidents. This allows for better tracking and notification which promotes a more efficient workflow for incident report documents.
- Implement Mass Communication strategies to assist overall communication between staff in critical situations.
- Continue to work on implementing recommendations outlined in the Risk Assessment for City Hall.
- Work with the GBWU and the shared Safety Coordinator to develop safety programming that will best benefit all Green Bay employees.
- Review and update portions of the online New Hire Orientation program.
- Review and update the City Safety Manual.
- Continue implementation of the MSDS Online software to use within City departments.
- Develop a comprehensive analytical review of accident data on a bi-annual basis, helping departments more clearly identify their largest risk factors related to injury, property damage and total costs.
- Continue to grow the Health 1265 program while encouraging employees to actively engage in their health and well-being.
- Update the City Hall emergency response plan and create a standardized procedure to prepare for a variety of incidents.
- In conjunction with insurance partners, continue to evaluate and implement new occupational safety training plans for various departments, based on risk exposures and scope of work.
- Evaluate and assess the City's time off plan and review the market data received to determine whether any modifications should be made to ensure the City is offering competitive time off benefits.



City of Green Bay

CITY OF GREEN BAY NEXT YEAR / CURRENT YEAR BUDGET ANALYSIS

PROJECTION: 20241 2024 BUDGET PROJECTION FOR PERIOD 99

ACCOUNTS FOR:	2022 ACTUAL	2023 ORIG BUD	2023 REVISED BUD	2023 ACTUAL	2023 PROJECTION	2024 DEPT/MAYOR	PCT CHANGE
101 GENERAL							
18 HUMAN RESOURCES							
47400 ADMIN SERVICE CH	-142,876.20	-141,450.00	-141,450.00	-59,141.57	-141,450.00	-141,450.00	.0%
50001 REGULAR SALARIES	523,312.07	637,537.00	637,537.00	428,350.39	637,537.00	729,192.00	14.4%
50005 COMP TIME PAID O	1,179.70	.00	.00	1,659.05	.00	.00	.0%
50501 OVERTIME	175.26	.00	.00	.00	.00	.00	.0%
51101 VACATION PAY	35,955.28	.00	.00	33,006.30	.00	.00	.0%
51102 HOLIDAY PAY	19,201.36	.00	.00	10,966.43	.00	.00	.0%
51103 PERSONAL DAYS	7,001.09	.00	.00	7,117.64	.00	.00	.0%
51105 FUNERAL LEAVE	929.52	.00	.00	961.48	.00	.00	.0%
51108 SICK PAY	11,607.02	.00	.00	8,753.39	.00	.00	.0%
51201 HEALTH INSURANCE	113,282.55	127,046.00	127,046.00	98,959.94	127,046.00	139,798.00	10.0%
51202 DENTAL INSURANCE	8,454.30	9,741.00	9,741.00	6,483.67	9,741.00	9,040.00	-7.2%
51203 LIFE INSURANCE	687.09	772.00	772.00	609.25	772.00	822.00	6.5%
51210 SOCIAL SECURITY	35,754.18	38,675.00	38,675.00	29,515.33	38,675.00	44,568.00	15.2%
51211 MEDICARE	8,361.96	9,048.00	9,048.00	6,907.88	9,048.00	10,426.00	15.2%
51301 WRS - EMPLOYER S	38,939.23	43,356.00	43,356.00	33,380.78	43,356.00	50,318.00	16.1%
51401 CAR ALLOWANCE	.00	360.00	360.00	.00	360.00	360.00	.0%
51501 SEC 125-FLEX BEN	12,056.80	.00	.00	7,890.96	.00	14,000.00	.0%
51502 EMPLOYEE ASSISTA	22,713.60	24,000.00	24,000.00	19,754.56	24,000.00	24,000.00	.0%
52001 TRAINING & TRAVE	8,139.41	10,000.00	10,000.00	5,893.50	10,000.00	11,000.00	10.0%
52002 MANAGEMENT TRAIN	272.14	750.00	750.00	397.31	750.00	750.00	.0%
52003 DUES & BONDS	3,412.00	3,000.00	3,000.00	1,457.00	3,000.00	3,500.00	16.7%



City of Green Bay

CITY OF GREEN BAY NEXT YEAR / CURRENT YEAR BUDGET ANALYSIS

PROJECTION: 20241 2024 BUDGET PROJECTION							FOR PERIOD 99
ACCOUNTS FOR:							
101 GENERAL	2022 ACTUAL	2023 ORIG BUD	2023 REVISED BUD	2023 ACTUAL	2023 PROJECTION	2024 DEPT/MAYOR	PCT CHANGE
52006 EMPLOYEE MED EXP	3,542.25	6,000.00	6,000.00	6,433.84	6,000.00	7,000.00	16.7%
52007 RECRUITING	8,322.38	9,000.00	9,000.00	4,577.33	9,000.00	8,000.00	-11.1%
53001 CONTRACTUAL SERV	32,856.76	73,500.00	73,500.00	76,246.06	73,500.00	89,500.00	21.8%
53002 COPY MACHINE	1,740.22	2,700.00	2,700.00	1,165.42	2,700.00	2,700.00	.0%
53003 MARKETING EXPENS	.00	1,000.00	1,000.00	394.00	1,000.00	1,000.00	.0%
53041 OCC MED	95,035.00	97,000.00	97,000.00	69,750.00	97,000.00	97,000.00	.0%
54001 MATERIAL & SUPPL	4,819.38	6,000.00	6,000.00	3,291.38	6,000.00	7,000.00	16.7%
54002 OFFICE SUPPLIES	2,760.17	4,110.00	4,110.00	1,749.81	4,110.00	4,110.00	.0%
54004 BOOKS MAPS SUBSC	757.39	1,000.00	1,000.00	272.08	1,000.00	1,000.00	.0%
54053 EMPLOYEE ORIENTA	.00	500.00	500.00	.00	500.00	500.00	.0%
54071 P-CARD EXPENSE	.00	.00	.00	922.59	.00	.00	.0%
55101 EQUIPMENT REPAIR	11,666.57	12,000.00	12,000.00	7,810.19	12,000.00	12,000.00	.0%
56302 CELL PHONES	1,569.66	1,890.00	1,890.00	1,242.54	1,890.00	1,890.00	.0%
57098 DEPT INSURANCE C	3,620.00	4,130.00	4,130.00	4,130.00	4,130.00	4,330.00	4.8%
18 HUMAN RESOURCES	875,248.14	981,665.00	981,665.00	820,908.53	981,665.00	1,132,354.00	15.4%
TOTAL 101 GENERAL	875,248.14	981,665.00	981,665.00	820,908.53	981,665.00	1,132,354.00	15.4%
TOTAL REVENUE	-142,876.20	-141,450.00	-141,450.00	-59,141.57	-141,450.00	-141,450.00	.0%
TOTAL EXPENSE	1,018,124.34	1,123,115.00	1,123,115.00	880,050.10	1,123,115.00	1,273,804.00	13.4%
GRAND TOTAL	875,248.14	981,665.00	981,665.00	820,908.53	981,665.00	1,132,354.00	15.4%

** END OF REPORT - Generated by Diana Ellenbecker **

SALARY SUMMARY RATES

Department: HUMAN RESOURCES

POSITION	FTE	BUDGETED HOURS	12/31/2024 RATE	2024 BUDGET IMPACT
CHIEF OF OPERATIONS	1.00	2,080	\$67.09	\$138,907
HUMAN RESOURCES MANAGER	1.00	2,080	\$48.14	\$99,687
RISK MANAGER	1.00	2,080	\$44.94	\$91,457
HR GENERALIST II	1.00	2,080	\$37.10	\$75,002
HR GENERALIST II	1.00	2,080	\$34.24	\$70,826
HR GENERALIST I	1.00	2,080	\$33.29	\$67,655
BENEFITS SPECIALIST	1.00	2,080	\$33.21	\$68,071
WORKPLACE CULTURE SPECIALIST	1.00	2,080	\$33.29	\$67,124
HR ASSISTANT	1.00	2,080	\$24.47	\$50,463
WELLNESS ADMINISTRATOR	(a) 1.00	2,080	\$40.11	\$81,076
SAFETY COORDINATOR	(b) 1.00	2,080	\$34.24	\$70,528
OCCUPATIONAL NURSE	(c)			

COLUMN TOTALS	11.00
----------------------	--------------

(a) Position funded by the Health & Dental Fund 701

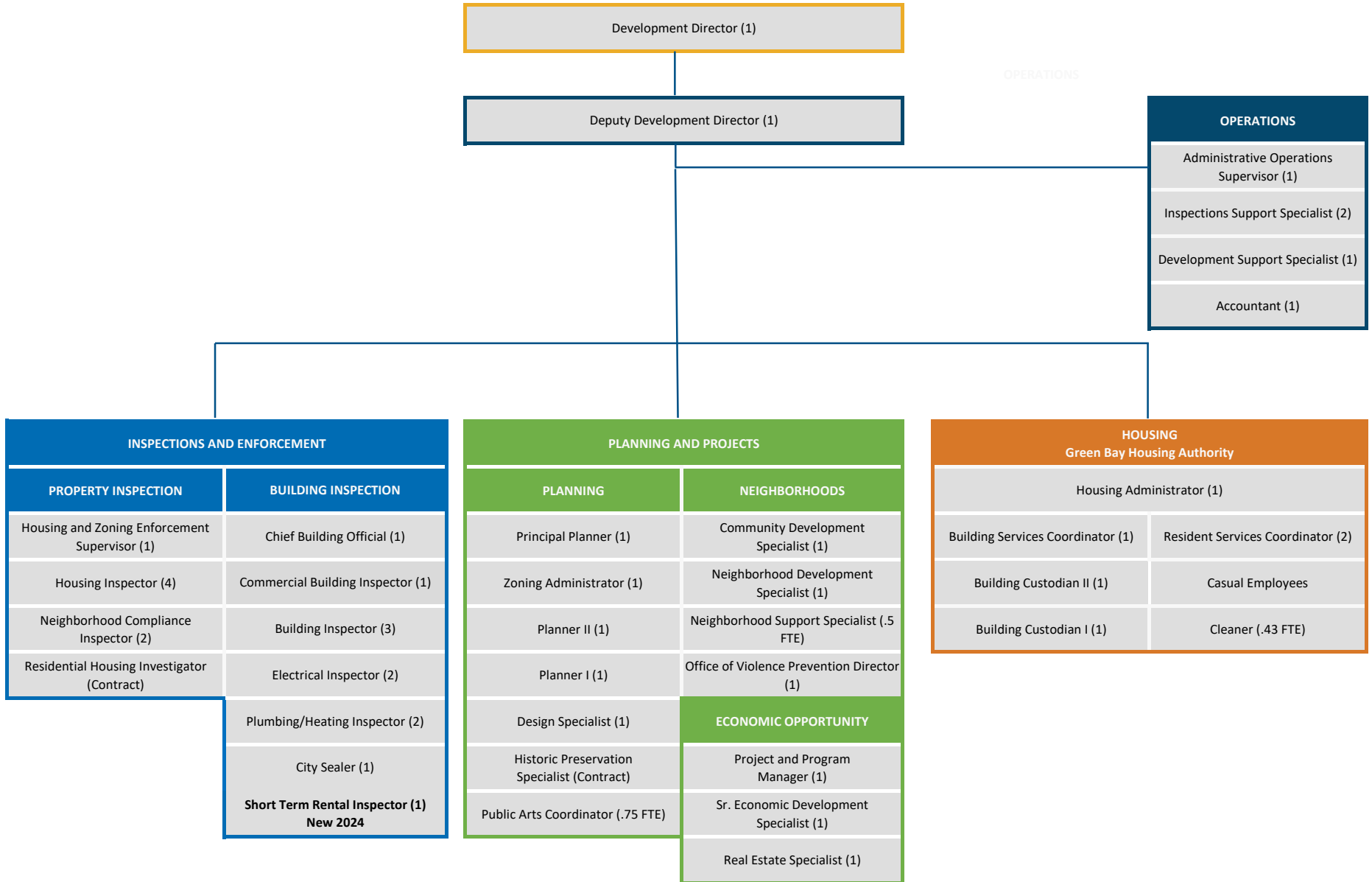
(b) 50% of position funded by the Workers Comp Fund and 50% of position will be reimbursed by the Water Utility

(c) Occupational Nurse is contracted out.

COMMUNITY AND ECONOMIC DEVELOPMENT



COMMUNITY AND ECONOMIC DEVELOPMENT DEPARTMENT



Full-time employees 43.68
Contract Employees 2



City of Green Bay 2024 Budget Comments

Department: Community and Economic Development

Mission: We make our community more safe, accessible, productive, and innovative.

Activities: Through strategic initiatives in which we convene and connect people, adopt and enforce policies, create and manage programs, and improve and enhance properties, we link and leverage our natural, built, human, and social assets in order to generate valuable products, services, and experiences within the City.

The Department is organized into four (4) divisions that perform the following functions:

The Planning and Projects Division performs the following functions:

- Create, implement, and update city plans, including the City Comprehensive, neighborhood, district, corridor, area development, and Tax Increment District (TID) plans
- Analyze, process, and approve requests for City action; review and approve plats, zoning changes, and site plans
- Strategically recruit, retain, and cultivate potential investors, especially creative developers, innovative startups, second-stage firms, and unique retailers
- Review and approve site plans, short-term rental permits, home occupation licenses and temporary use permits.
- Administer regulations related to Floodplain management and ensure we meet criteria to be part of the Community Rating System (CRS)
- Comply with State mandated Housing Affordability Report and Housing Fee Reports
- Protect the City's historic sites through preservation work with the Landmarks Commission
- Inform, publish, and teach about the City, including marketing materials, maps, and important information for external audiences

- Attain, allocate, and administer funds including Community Development Block Grant (CDBG), HOME, ARPA, revolving loan, brownfields, and façade grant funds
- Purchase, sell, and develop Redevelopment Authority (RDA) and City real estate, including collaboration with NeighborWorks, Habitat for Humanity, and other partners on residential redevelopment projects
- Draft and execute Development Agreements with Tax Incremental Financing (TIF) assistance
- Collaborate with academic, non-profit, private, and public stakeholders on projects, especially Broadway, Downtown, Olde Main, and Military Avenue Business Improvement Districts (BIDs)
- Support the creation and development of neighborhood associations and activities, including Green Bay Neighborhoods (GBN)

The Inspection Division performs the following functions:

- Review and approve building plans and permits, including expanded plan review (which is normally done by the State)
- Leverage technology to improve effectiveness and efficiency of permitting and inspecting processes
- Inspect and enforce building, housing, and zoning codes
- Inspect and approve weights and measures for the City and 4 surrounding communities

The Green Bay Housing Authority performs the following functions:

- Manage federal funds
- Administer Green Bay Housing Authority programs, including management of Mason Manor and scattered sites of affordable housing
- Collaborate on community housing initiatives

The Operations Division provides administrative and clerical support to the other three (3) divisions.

The Department also supports several Commissions and Committees, including

- Plan Commission
- Redevelopment Authority
- Economic Development Authority
- Board of Appeals
- Landmarks Commission
- Green Bay Housing Authority
- Green Bay Public Arts Commission
- Green Bay-Town of Scott Joint Plan Commission
- Annexation Commission

- Tax Incremental Districts Joint Review Board

2023 Accomplishments:

- Connect valuable people
 - Conducted forty (40) business retention visits
 - Conducted a city-wide business walk survey to check business climate
 - Promoted the City at regional conferences and conventions, including InDevelopment, CARW, WHEDA, Manufacturing First, and the NEW North Summit
 - Attended eight (8) BID meetings and thirty-six (36) BID board and committee meetings
 - Worked with the Greater Green Bay Chamber staff on regional economic strategic planning; served on the Municipal Partnership Council and Downtown Task Force
 - Represented the City at public and virtual events including ground breakings, ribbon cuttings, community events, stakeholder discussions, and other gatherings
 - Approved three (3) revolving loans to three (3) businesses
 - Worked with BIDs on marketing programs like Small Business Saturday
 - Coordinated with Brown County, Oneida Nation and other government jurisdictions on joint planning and development items such as the Pulliam Plant/C. Reiss redevelopment
 - Attended and presented at the EPA National Brownfields Conference in Detroit, MI and at the National AHF Conference in Chicago, IL
 - Published articles in InSight Publications and Business In Focus,
 - Organized and conducted eight (8) developer and lending partner tours
- Adopted effective policies
 - Completed Community Development Block Grant (CDBG) and HOME *Annual Action Plans*
 - Completed a substantial amendment to the HOME Annual Action Plan for the use of \$1.9 million in HOME-ARP funding to alleviate homelessness and housing insecurity
 - Created policy for new ARPA-funded Innovative Stormwater Improvements Grant for Economic Development
 - Created policy for the new ARPA-funded East River Flood Mitigation Grant ARPA program
 - Enhanced Short-Term Rental Permit policy and program
- Enhanced public programs
 - Grant applications submitted in 2023

- U.S. Department of Transportation - Reconnecting Communities and Neighborhoods Grant (submitted 9/23, award announced in Spring 2024)
 - National Fish & Wildlife Foundation – Sustain Our Great Lakes
 - WEDC - Vibrant Spaces Grant
 - Grant awards secured in 2023
 - US EPA – Communitywide Brownfields Assessment Grant - \$500,000 to sustain City’s brownfields assessment program
 - US EPA – Brownfields Cleanup Grant - \$1,000,000 for Badger Sheet Metal demolition/remediation
 - National Parks Service – Outdoor Recreation Legacy Partnership Grant - \$5,000,000 for Shipyard Phase 2
 - Ongoing grants administered in 2023
 - WEDC – Brownfields grant - \$500,000 for Shipyard North
 - WEDC – Brownfields grant - \$500,000 for Shipyard South
 - US EPA – Brownfields Cleanup Grant - \$500,000 for Shipyard remediation
 - US EPA – Brownfields Revolving Loan Fund Grant - \$800,000 to sustain City’s brownfields RLF program
 - US EPA – Communitywide Brownfields Assessment Grant - \$300,000 to sustain City’s brownfields assessment program
 - Certified Local Government Subgrant Program - \$36,500 – Historic Intensive Survey Update, Phases 5-6
 - National Endowment for the Arts Grant- \$10,000 (Shipyard underpass murals)
 - Assisted with the creation, evaluation, and implementation of multiple programs for small business, tourism, housing, neighborhoods, and public infrastructure through American Rescue Plan Act funding
 - Facilitated ongoing community discussions and strategic planning on homelessness with community partners and Brown County
 - Engaged with UWGB and a private developer to redevelop the house at 158 N. Maple into a student housing/immersive learning project
 - Selected Planning Firm and began process of rewriting the City’s 20+ year old Comprehensive Plan
 - Re-formed two (2) neighborhood associations
 - Hosted two (2) “Pop Up City Hall” events throughout the City
- Continued investment in public art
 - Coordinated the creation of four (4) Shipyard Underpass murals installed in summer of 2023
 - Coordinated selection and installation of six (6) temporary Rotating Art sculptures for the ‘23-’24 Season
 - Maintained an artist database containing over two hundred (200) artist contacts
 - Maintained a public artwork database containing over two hundred fifty (250) entries
 - Continue to support SparkGGB, a strategic assessment of the Greater Green Bay area’s arts and culture sector
 - Awarded ten (10) small scale art grants (\$10,000 or less) to local artists and organizations

- Coordinated the TDS Utility Art Box RFP and selection of four artworks to be installed on select utility boxes in Spring 2024
- Assisted with Mather Heights Neighborhood Association's park mural panel
- Assisted Downtown Green Bay in the development of the community clay mosaic during ArtFest (800+ community participants) – expected to be installed November 2023
- Coordinated the Farlin Park Art RFP and selection – sculptures to be fabricated 2023 and installed 2024
- Assisted with art activities provided during Kids Day 2023
- Improved City properties
 - Disposed of nine (9) properties for residential redevelopment
 - Continued implementation of the \$5 million Neighborhood Investment Grant from the State of Wisconsin for the redevelopment of the JBS site and awarded an RFP for conceptual site redevelopment planning consulting services. Also issued an RFP for redevelopment.
 - Continued implementation of the Shipyard project
 - Received more than \$5,000,000 in grants for Phase II improvements
 - Continued construction on Phase I waterfront improvements
 - Coordinated with private developer (Merge) on Shipyard North mixed-use redevelopment
 - Worked on multiple Development Agreements for major development projects including:
 - Entered into a development agreement with City East Apartments, LLC to create a mixed-use, multi-family housing development located at 1165 E Walnut St which includes the headquarters of Brown County United Way
 - Entered into a development agreement with Gorman & Company to create a multi-family housing development located at 2510 University Ave
 - Amended development agreement with Merge Urban Development to reflect soil conditions and a change in construction schedule
 - Started negotiations with New Land Enterprises on the redevelopment of the Adams Street lot at 221 Cherry
 - Continued negotiations on the reuse of the Badger Sheet Metal site with Impact Seven and Three Leaf Partners
 - Continued negotiations on future relocation/reuse of the C. Reiss Coal Piles site
 - Continued negotiations on amendments to the Railyard development agreements
 - Approved zoning changes and site plans for major development projects, including:
 - Processed three (3) plats and eight (8) Certified Survey Maps
 - Modified zoning ordinance related to floodplains, short-term rentals, and animal-oriented businesses.
 - Processed 62 Certificate of Appropriateness (COA) applications
 - Completed prep work (land division, rezoning, surplus property declaration) for East River Trail expansion
 - Created PUD for MF Housing Partners, which will add forty-three (43) affordable multi-family units along East Walnut Street

- Completed a CUP for Habitat Homestead on Richmond St that facilitated conditional use approval of group of six (6) townhomes associated with Habitat Homestead that also include fourteen (14) single-family homes equating to 20 new affordable units
 - Facilitated conditional use approval for the establishment of a 30 unit AODA facility for women and children at 1809-1817 Deckner Ave
 - Created PUD for 48 affordable multi-family units at 2510 University Ave
 - Created PUD for 33 affordable multi-family units at 436 S Monroe Ave
 - Rezoned 200 Block Monroe and 600 Block Doty Street to Downtown zoning to facilitate the redevelopment of an outdated office building to market rate residential units
 - Completed a CUP for the redevelopment of 158 N. Maple
 - Currently working with Brown County on a PUD for the future redevelopment of the former BCMHC site.
- Processed approximately 250 Short term Rental Permits and integrating enforcement software into process
- Approved over 60 site plan reviews for development projects, including:
 - 2540 University – Elevate at Bairds Creek/University Heights
 - 2128 University - New Pizza Hut
 - 2560-2566 University - Gentle Vet Animal Hospital
 - 3400 BLK 3415 E Mason - Bigelow 17-12 unit apt
 - 1368 E Walnut St - Adult Journey to Success multi-Family
 - 2475 University Ave - Club Car Wash
 - 3390 Walter Way - UWGB Dormitory Building
 - 2360 E Mason St. - New Rogan’s Store
 - 1161 E Walnut St. - City East Apartments
 - 3164 Finger Rd - NextGen Hotels Daycare Center
 - 3263 Nicolet Dr. - H.J. Debaker Eagles Nest Boat Launch Park
 - 3000 Block Finger Road – New dental surgery center and daycare center
 - 2360 E Mason – in-lot development of multi-tenant commercial building within East Town
 - University & Rothe - Bay City Lofts, 48 units of affordable housing
 - 219 Bay Beach Rd – new Coast Guard Office space
- Administered and enforced building code
 - Processed permits for 2,659 projects through September
 - Managing 1,884 ongoing and active permits
- Enforced housing and zoning code
 - From January 1, 2023 to October 10, 2023:
 - 2,089 housing and zoning-related complaints were received, 86% of those have been closed out
 - 195 rat-related complaints were received, 76% of those have been closed out

- Staff completed a proactive mobile home park inspection sweep of all parks in the City of Green Bay to address exterior nuisance issues

2024 Goals:

- Connect valuable people
 - Conduct and coordinate business retention visits to top 20 employers and at least 40 small businesses
 - Develop, sponsor, and host at least two (2) public resource events for local businesses
 - Create and/or participate in four major business attraction or development promotional events
 - Host, attend and participate in BID meetings as needed
 - Host I-43 Business Center meeting with property owners
 - Continue working with the Greater Green Bay Chamber on regional economic strategic planning
 - Attend, host and facilitate public events or projects for purposes of program and resource outreach as needed
- Adopt effective policies
 - Continue work with and within the department to standardize and publish inspection policies and procedures
 - Continue work to update to the City's Comprehensive Plan
 - Partner with Green Bay homelessness providers and the Greater Green Bay Community Foundation on a plan to end homelessness in Green Bay
 - Create Community Land Trust
- Enhance public programs
 - Continue to approve loans from the CDBG Revolving Loan Fund (RLF) and Economic Development RLF as funds are available
 - Form one (1) new neighborhood association and/ or bring three (3) out of inactive status
 - Continue to implement the City's Historic Intensive Survey
- Improve City properties
 - Complete and approve design documents for the Shipyard and begin Phase II improvements
 - Continue to create housing units, owner occupied, rental, across all income levels with an emphasis on affordable housing
 - Continued timely and accurate review and approval of building permits, plats, zoning changes, and site plans
 - Continued timely and accurate review, update and enforcement of zoning and building codes
 - Continue to implement actions associated with area and corridor redevelopment plans
 - Acquire land for industrial park development
 - Continue to conduct extensive proactive rodent control sweeps throughout affected neighborhoods, promoting educational tools to address the issue for long term correction.
- Enhance public art programming

- Expand planning and fundraising efforts to develop public and private support for the arts in the Green Bay area
- Continue implementation of the public art requirement for projects receiving City TIF assistance

Major Increases/Decreases in 2024 Budget:

- Increase in training and travel due to more in-person conferences, and the National American Planning Association Conference being held in driving distance (MN).
- Decrease in contractual services based on actual use in 2023

Personnel Changes:

- Addition of a new Neighborhood Compliance Inspector who will concentrate efforts on Short Term Rental permitting and enforcement as well as issuing sign permits and other compliance duties as needed.



City of Green Bay

CITY OF GREEN BAY NEXT YEAR / CURRENT YEAR BUDGET ANALYSIS

PROJECTION: 20241 2024 BUDGET PROJECTION FOR PERIOD 99

ACCOUNTS FOR:	2022 ACTUAL	2023 ORIG BUD	2023 REVISED BUD	2023 ACTUAL	2023 PROJECTION	2024 DEPT/MAYOR	PCT CHANGE
101 GENERAL							
25 COMMUNITY AND ECONOMIC DEVELOP							
43210 FEDERAL GRANT IN	-35,042.75	.00	.00	-36,500.00	-36,500.00	.00	.0%
44310 PERMIT AND CONNE	-784,655.94	-750,000.00	-750,000.00	-811,778.87	-790,000.00	-750,000.00	.0%
44312 INSPECTION VARIA	-4,095.00	-6,000.00	-6,000.00	-4,325.00	-6,000.00	-4,500.00	-25.0%
44313 PERMIT-STATE EXP	-70,060.00	-30,000.00	-30,000.00	-60,722.00	-70,000.00	-45,000.00	50.0%
44410 REZONING FEES	-8,500.00	-10,000.00	-10,000.00	-9,575.00	-11,000.00	-17,000.00	70.0%
44420 ZONING FEE-SHORT	-14,304.20	-10,000.00	-10,000.00	-84,150.00	-86,650.00	-125,000.00	1150.0%
44910 WEIGHTS & MEASUR	-101,215.00	-102,000.00	-102,000.00	-102,820.00	-102,820.00	.00	-100.0%
46842 H/Z REINSPECTION	-347,930.00	-500,000.00	-500,000.00	-467,350.00	-550,000.00	-600,000.00	20.0%
46843 STR REINSPECTION	.00	.00	.00	.00	.00	-7,500.00	.0%
47325 INTERGOV WEIGHTS	-50,225.00	-53,000.00	-53,000.00	-50,075.00	-50,075.00	.00	-100.0%
47400 ADMIN SERVICE CH	-471,545.00	-493,500.00	-493,500.00	.00	-493,500.00	-493,500.00	.0%
48220 RENTAL OF PROPER	-14,908.80	-14,755.00	-14,755.00	.00	-13,600.00	-13,600.00	-7.8%
48300 LAND/PROPERTY SA	.00	-250,000.00	-250,000.00	-30,000.00	-30,000.00	-200,000.00	-20.0%
48590 DONATIONS REVENU	.00	.00	.00	-1,500.00	-1,500.00	.00	.0%
48990 MISCELLANEOUS RE	-7,475.00	-10,000.00	-10,000.00	-7,715.00	-10,000.00	-10,000.00	.0%
50001 REGULAR SALARIES	1,771,377.47	2,214,529.00	2,214,529.00	1,449,704.25	2,157,152.00	2,370,339.00	7.0%
50003 SEASONAL SALARIE	1,389.86	.00	.00	.00	.00	.00	.0%
50005 COMP TIME PAID O	21,391.24	.00	.00	6,567.64	.00	.00	.0%
50099 DEPARTMENT TURNO	.00	-41,000.00	-41,000.00	.00	-41,000.00	-42,000.00	2.4%
50501 OVERTIME	289.09	2,000.00	2,000.00	1,792.98	2,633.27	2,000.00	.0%
51101 VACATION PAY	133,587.13	.00	.00	94,015.36	.00	.00	.0%



City of Green Bay

CITY OF GREEN BAY NEXT YEAR / CURRENT YEAR BUDGET ANALYSIS

PROJECTION: 20241 2024 BUDGET PROJECTION						FOR PERIOD 99	
ACCOUNTS FOR:							
101 GENERAL	2022 ACTUAL	2023 ORIG BUD	2023 REVISED BUD	2023 ACTUAL	2023 PROJECTION	2024 DEPT/MAYOR	PCT CHANGE
51102 HOLIDAY PAY	65,509.43	.00	.00	37,709.08	.00	.00	.0%
51103 PERSONAL DAYS	22,685.42	.00	.00	17,214.36	.00	.00	.0%
51105 FUNERAL LEAVE	5,618.07	.00	.00	2,915.75	.00	.00	.0%
51106 JURY DUTY/WITNES	233.20	.00	.00	.00	.00	.00	.0%
51108 SICK PAY	57,628.43	.00	.00	37,491.79	.00	.00	.0%
51201 HEALTH INSURANCE	371,853.76	415,326.00	415,326.00	313,650.43	415,326.00	393,555.00	-5.2%
51202 DENTAL INSURANCE	28,031.81	30,316.00	30,316.00	21,921.56	30,316.00	28,453.00	-6.1%
51203 LIFE INSURANCE	2,409.05	2,689.00	2,689.00	2,075.60	2,689.00	2,807.00	4.4%
51210 SOCIAL SECURITY	124,393.94	134,130.00	134,130.00	98,608.95	134,130.00	143,818.00	7.2%
51211 MEDICARE	29,092.33	31,381.00	31,381.00	23,086.20	31,381.00	33,646.00	7.2%
51212 WORKER'S COMPENS	156.48	61.00	61.00	293.48	61.00	83.00	36.1%
51301 WRS - EMPLOYER S	132,833.03	150,737.00	150,737.00	111,702.92	150,737.00	163,702.00	8.6%
51401 CAR ALLOWANCE	40.95	1,220.00	1,220.00	45.85	540.00	720.00	-41.0%
51402 CLOTHING ALLOWAN	2,988.49	3,350.00	3,350.00	2,013.69	2,850.00	3,000.00	-10.4%
52001 TRAINING & TRAVE	5,556.89	9,500.00	9,500.00	6,270.00	9,140.00	19,800.00	108.4%
52003 DUES & BONDS	4,337.10	7,475.00	7,475.00	3,934.20	6,075.00	6,700.00	-10.4%
53001 CONTRACTUAL SERV	86,987.72	104,000.00	104,000.00	147,429.36	187,250.00	89,000.00	-14.4%
53002 COPY MACHINE	7,179.71	10,000.00	10,000.00	4,680.87	10,000.00	10,000.00	.0%
53003 MARKETING EXPENS	34,465.40	35,000.00	35,000.00	14,871.89	35,000.00	35,000.00	.0%
53013 STATE PERMIT STA	.00	3,400.00	3,400.00	.00	1,000.00	1,000.00	-70.6%
54001 MATERIAL & SUPPL	6,977.91	4,350.00	4,350.00	3,077.57	5,178.49	3,500.00	-19.5%
54002 OFFICE SUPPLIES	7,507.85	10,000.00	10,000.00	11,855.35	12,000.00	10,000.00	.0%



City of Green Bay

CITY OF GREEN BAY NEXT YEAR / CURRENT YEAR BUDGET ANALYSIS

PROJECTION: 20241 2024 BUDGET PROJECTION						FOR PERIOD 99	
ACCOUNTS FOR:							
101 GENERAL	2022 ACTUAL	2023 ORIG BUD	2023 REVISED BUD	2023 ACTUAL	2023 PROJECTION	2024 DEPT/MAYOR	PCT CHANGE
54004 BOOKS MAPS SUBSC	394.51	2,000.00	2,000.00	261.11	2,000.00	2,500.00	25.0%
54010 GAS OIL LUBE	22,403.61	26,800.00	26,800.00	15,293.67	21,800.00	20,000.00	-25.4%
54071 P-CARD EXPENSE	.00	.00	.00	170.18	.00	.00	.0%
55101 EQUIPMENT REPAIR	1,200.00	2,250.00	2,250.00	630.00	2,250.00	750.00	-66.7%
55111 VEHICLE REPAIRS	11,949.75	16,000.00	16,000.00	10,492.04	15,550.00	10,000.00	-37.5%
55140 EQUIPMENT REPLAC	11,732.00	.00	.00	4,116.00	.00	.00	.0%
55203 PROPERTY RENTAL	6,147.15	7,080.00	7,080.00	5,900.00	7,080.00	.00	-100.0%
56101 ELECTRICITY	.00	.00	.00	1,447.32	.00	.00	.0%
56201 NATURAL GAS	.00	.00	.00	86.07	.00	.00	.0%
56302 CELL PHONES	20,572.42	24,900.00	24,900.00	15,001.00	24,900.00	24,900.00	.0%
56402 WATER	.00	.00	.00	92.29	.00	.00	.0%
56403 SEWER	.00	.00	.00	23.17	.00	.00	.0%
56404 STORM SEWER UTIL	.00	.00	.00	1,170.05	.00	.00	.0%
57098 DEPT INSURANCE C	13,399.05	28,993.00	28,993.00	16,743.25	28,993.00	35,016.00	20.8%
59008 NEIGHBORHD ASSOC	7,500.00	.00	.00	.00	.00	.00	.0%
59014 BAD DEBT EXPENSE	2,550.00	5,000.00	5,000.00	.00	5,000.00	5,000.00	.0%
59940 TRANS OUT-CAPITA	47,011.79	48,697.00	48,697.00	.00	48,697.00	.00	-100.0%
25 COMMUNITY AND ECONO	1,159,425.35	1,060,929.00	1,060,929.00	817,844.41	1,057,083.76	1,107,189.00	4.4%
TOTAL 101 GENERAL	1,159,425.35	1,060,929.00	1,060,929.00	817,844.41	1,057,083.76	1,107,189.00	4.4%
TOTAL REVENUE	-1,909,956.69	-2,229,255.00	-2,229,255.00	-1,666,510.87	-2,251,645.00	-2,266,100.00	1.7%
TOTAL EXPENSE	3,069,382.04	3,290,184.00	3,290,184.00	2,484,355.28	3,308,728.76	3,373,289.00	2.5%
GRAND TOTAL	1,159,425.35	1,060,929.00	1,060,929.00	817,844.41	1,057,083.76	1,107,189.00	4.4%

** END OF REPORT - Generated by Diana Ellenbecker **

SALARY SUMMARY RATES

Department: COMMUNITY AND ECONOMIC DEVELOPMENT DEPARTMENT
--

POSITION	FTE	PT/ SEASON	BUDGETED HOURS	12/31/2024 AVG RATE	2024 BUDGET IMPACT
DEVELOPMENT DIRECTOR	1.00		2,080	\$68.72	\$140,950
DEPUTY DEVELOPMENT DIRECTOR	(b) 1.00		2,080	\$56.58	\$88,186
 <u>Operations</u>					
ADMINISTRATIVE OPERATIONS SUPERVISOR	1.00		2,080	\$38.06	\$76,837
INSPECTIONS SUPPORT SPECIALIST	(a) 1.00		2,080	\$24.47	\$50,100
INSPECTIONS SUPPORT SPECIALIST	1.00		2,080	\$24.47	\$50,100
DEVELOPMENT SUPPORT SPECIALIST	(a) 1.00		2,080	\$24.47	\$50,100
ACCOUNTANT	(f) 1.00		2,080	\$37.10	\$75,002
 <u>Inspections and Enforcement</u>					
CHIEF BUILDING OFFICIAL	1.00		2,080	\$53.75	\$110,409
HOUSING AND ZONING ENFORCEMENT SUPERVISOR	1.00		2,080	\$42.00	\$85,044
HOUSING INSPECTOR	3.00		2,080	\$36.74	\$75,042
HOUSING INSPECTOR	1.00		2,080	\$31.46	\$63,827
NEIGHBORHOOD COMPLIANCE INSPECTOR	1.00		2,080	\$25.90	\$52,878
NEIGHBORHOOD COMPLIANCE INSPECTOR	1.00		2,080	\$25.90	\$53,571
CITY SEALER	1.00		2,080	\$34.08	\$69,670
COMMERCIAL BUILDING INSPECTOR	1.00		2,080	\$44.22	\$91,560
BUILDING INSPECTOR	1.00		2,080	\$40.11	\$83,050
BUILDING INSPECTOR	1.00		2,080	\$37.03	\$76,672
BUILDING INSPECTOR	1.00		2,080	\$36.00	\$74,540
ELECTRICAL INSPECTOR	1.00		2,080	\$43.12	\$87,863
ELECTRICAL INSPECTOR	1.00		2,080	\$42.00	\$86,967
PLUMBING/HEATING INSPECTOR	1.00		2,080	\$43.12	\$87,415
PLUMBING/HEATING INSPECTOR	1.00		2,080	\$42.00	\$86,967
SHORT TERM RENTAL INSPECTOR	1.00		2,080	\$26.61	\$55,100

POSITION		FTE	PT/ SEASON	BUDGETED HOURS	12/31/2024 AVG RATE	2024 BUDGET IMPACT
<i>Planning & Projects</i>						
PRINCIPAL PLANNER		1.00		2,080	\$46.61	\$96,125
ZONING ADMINISTRATOR		1.00		2,080	\$38.69	\$78,973
PLANNER II		1.00		2,080	\$38.06	\$78,232
PLANNER I		1.00		2,080	\$31.46	\$64,862
DESIGN SPECIALIST		1.00		2,080	\$32.34	\$66,247
PUBLIC ARTS COORDINATOR	(d)	0.75		1,560	\$29.48	\$45,734
COMMUNITY DEVELOPMENT SPECIALIST	(f)	1.00		2,080	\$37.10	\$75,002
NEIGHBORHOOD DEVELOPMENT SPECIALIST	(f)	1.00		2,080	\$30.59	\$63,340
PROJECT & PROGRAM MANAGER		1.00		2,080	\$38.62	\$78,870
SR ECONOMIC DEVELOPMENT SPECIALIST		1.00		2,080	\$39.80	\$81,443
REAL ESTATE SPECIALIST		1.00		2,080	\$32.33	\$66,951
OFFICE OF VIOLENCE PREVENTION DIRECTOR		1.00		2,080	\$42.58	\$86,368
NEIGHBORHOOD SUPPORT SPECIALIST LTE	(c)	0.50		520	\$20.00	\$10,400
<i>Housing</i>						
HOUSING ADMINISTRATOR	(f)	1.00		2,080	\$40.90	\$84,692
BUILDING SERVICES COORDINATOR	(f)	1.00		2,080	\$29.48	\$60,346
CUSTODIAN II	(f)	1.00		2,080	\$25.13	\$51,090
CUSTODIAN I	(f)	1.00		2,080	\$23.37	\$47,280
CLEANER	(f)	0.43		844	\$18.25	\$16,326
RESIDENT SERVICES COORDINATOR	(f)	1.00		2,080	\$31.07	\$62,807
RESIDENT SERVICES COORDINATOR	(f)	1.00		2,080	\$27.89	\$57,748
BENEFIT ELIGIBLE EMPLOYEES		43.68				
NON-BENEFIT ELIGIBLE EMPLOYEES			0.00			

(a) 60% Federally funded

(b) 10% funded by GBHA

(c) ARPA Funded

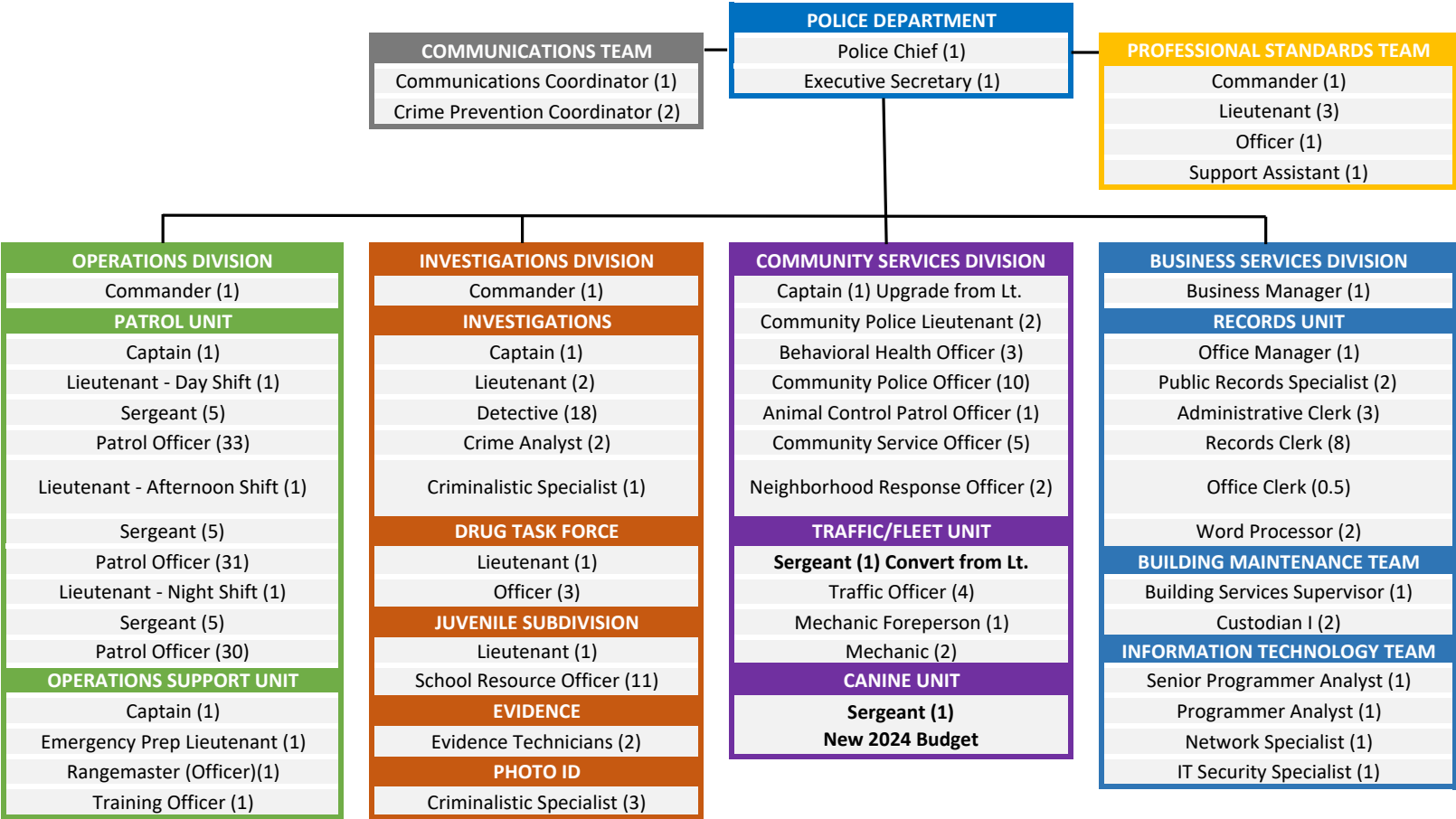
(d) 67% funded by CDBG, 33% funded by levy

(f) Positions are Federally funded

POLICE DEPARTMENT



POLICE DEPARTMENT



Sworn Employees 188
Non Sworn Fulltime Staff Employees 36
Non Sworn Parttime Employees 9

* 1 Senior Programmer Analyst, 1 Programmer Analyst, 1 Network Specialist, and 1 IT Security Specialist on IT Table of Organization but funded in PD Budget



City of Green Bay
2024 Budget Comments

Department: Police

Mission:

“We, the members of the Green Bay Police Department, are dedicated to providing service through a partnership with the community that builds trust, reduces crime, creates a safe environment, and enhances the quality of life in our neighborhood.”

Activities:

Operations Division

- Patrol services, including emergency call response and initial investigation of criminal complaints.
- Traffic safety services, including enforcement and education.
- Behavioral Health Unit – Provides follow-up to address mental health crisis cases.
- Community Policing Unit – Problem-solving and community outreach.
- Animal Protection Unit – Response to issues regarding domestic and wild animals, including animal abuse investigations.
- Training Unit – Provides training for new hires and in-service employees.
- Special Weapons and Tactics team – Provides specialized tactical response for critical incidents.
- Dive team – Provides specialized water rescue, recovery, and evidence collection services.
- Marine Unit – Provides safety and enforcement services on the East and Fox Rivers and the Bay of Green Bay.
- Canine Unit – Specially trained officer/dog teams provide patrol support and detection of narcotics and explosives.

Investigations Division

- Detectives – Conduct follow-up investigations and case preparation for prosecution.
- Brown County Drug Task Force
- Forensic analysis of physical and increasingly digital evidence.
- Property and evidence management
- School Resource Officer program

Professional Standards Division

- Administrative investigations and oversight of our accountability process
- Recruiting and hiring

Administrative Services

- Communications coordination, both internally and externally
- Crime prevention services
- Business management – Finance, fleet, and facilities services.
- Information Technology
- Records Unit – Processes written records and provides public records services.

2023 Accomplishments

- Significant reduction in gun violence incidents.
- Significant improvements to accountability processes.
- Implemented a comprehensive review process for use-of-force incidents.
- Hosted several public safety training events.
- Established a Mobile Response Team to provide public order policing services.
- Implemented extra patrols in parks and other public spaces during the summer months.
- Worked with the Community & Economic Development Department to establish an Office of Violence Prevention.
- Developed and delivered police legitimacy training with the Police 2 Peace organization.
- Participated in numerous community events and neighborhood meetings.
- Formed and collaborated with a Stakeholder Group to address community concerns related to homelessness in the downtown core.
- Convened a Latino Advisory Committee.

2024 Goals:

We have four priorities in the Green Bay Police Department: public safety, community engagement and inclusion, the health of the organization, and the effective and efficient use of public resources. Each of our goals for 2024 is related to one or more of these priorities:

- Continue the downward trajectory of gun violence.
- Increase capacity in the Traffic Unit.
- Reduce the incidence of drug overdoses, particularly related to synthetic opioids.
- Improve capacity for public order policing.
- Establish advisory committees in key communities in the City.
- Expand community outreach to build trust.

- Improve youth outreach.
- Improve recruitment locally, particularly for diverse applicants.
- Implement a program for annual wellness check-ins with a mental health professional for every member of the department.
- Improve access to training for both sworn employees and professional staff.
- Achieve and maintain full staffing relative to authorized positions.
- Develop a plan and implementation timeline to right-size the department relative to demand for service.
- Increase sworn in-service training to 40 hours per year.
- Improve the Advanced Academy program to better meet the needs of new police officers.
- Improve the security and resiliency of our information technology systems.
- Continue to bring department policy in line with national best practices.
- Enhance and support front-line supervision.

2024 Challenges

- Significant increase in synthetic opioid presence in the community, including a nearly 200% increase in non-fatal and 14% increase in fatal overdoses.
- Demand for service often exceeds available resources.
- Wage compression in senior leadership ranks, including wage inversion in some cases.
- Continued increase in demand for public records, including video redaction.
- GBPD facilities need significant repairs and improvements, and do not meet the department's needs.
- Increased and evolving threats to Information Technology infrastructure.
- Training must increase to meet best practices in policing.

Key Performance Measures:

Service Demand:	2021	2022	2023*
Calls for Service	73,681	71,414	56,847
Reports Written	14,027	14,290	10,210
Traffic Stops	9,021	7,576	7,704
Public Records Requests	1,810	1,183	1,435
Page Count	51,846	39,360	41,767

*January 1 – October 12

IRS Offenses	2021	2022	2023**
Person	1,380	1,728	866
Property	2,877	3,409	1,985
Society	1,968	1,905	1,182
Total:	6,225	7,042	4,033

**January 1 – August 30

Major Increases in 2024 Budget:

- Establishment of a Canine Unit Sergeant position.
- Addition of a Public Records Specialist position.
- Increased training and equipment costs for the SWAT team to allow us to comply with updated National Tactical Officers Association standards.
- Increased training costs to address deficiencies and the evolving needs of the organization.

Major Decreases in 2024 Budget:

- The Department's proposed 2024 budget does not anticipate any significant reductions.

Personnel Changes:

- Addition of one Captain position and establishment of a Community Services Division.
- Addition of two Sergeant positions (Traffic and Canine Units).
- Reduction of two Lieutenant positions (conversions to Captain and Sergeant).
- Addition of one Public Records Specialist in the Records Unit.



City of Green Bay

CITY OF GREEN BAY NEXT YEAR / CURRENT YEAR BUDGET ANALYSIS

PROJECTION: 20241 2024 BUDGET PROJECTION							FOR PERIOD 99
ACCOUNTS FOR:	2022 ACTUAL	2023 ORIG BUD	2023 REVISED BUD	2023 ACTUAL	2023 PROJECTION	2024 DEPT/MAYOR	PCT CHANGE
101 GENERAL							
30 POLICE							
43511 STATE GRANTS	-324,581.37	-391,430.00	-391,430.00	-217,698.14	-391,430.00	-299,434.00	-23.5%
43813 INTER GOVT REV -	-75,000.00	-75,000.00	-75,000.00	-75,000.00	-75,000.00	-75,000.00	.0%
43814 INTER GOVT REV -	-10,939.00	-11,486.00	-11,486.00	-11,486.00	-11,486.00	-12,060.00	5.0%
44110 TAVERN LICENSE	-6,125.00	-5,000.00	-5,000.00	-6,375.00	-5,000.00	-7,000.00	40.0%
44122 BURGLAR ALARM	-34,947.50	-54,250.00	-54,250.00	-12,619.70	-54,250.00	-54,250.00	.0%
44126 POLICE-SECURITY	475.00	.00	.00	.00	.00	.00	.0%
46210 PUBC CHG FOR SVS	-13,582.44	.00	.00	-20,509.64	.00	.00	.0%
46212 POLICE PHOTOSTAT	-17,247.75	-19,000.00	-19,000.00	-16,634.07	-19,000.00	-19,000.00	.0%
46215 POLICE PACKER OT	-742,575.82	-770,000.00	-770,000.00	-530,841.23	-770,000.00	-770,000.00	.0%
46223 OT REIMBURSEMENT	-181,892.21	.00	-162,420.23	-179,966.06	.00	.00	-100.0%
47321 BD OF EDU-POLICE	-1,254,578.91	-1,330,000.00	-1,330,000.00	-691,080.53	-1,330,000.00	-1,440,000.00	8.3%
47392 COUNTY AID - MEG	-220,294.65	-247,000.00	-247,000.00	-113,958.77	-247,000.00	-249,000.00	.8%
48220 RENTAL OF PROPER	-7,043.79	-6,860.00	-6,860.00	-3,250.98	-6,860.00	-13,824.00	101.5%
48925 POLICE AUCTION	-5,742.45	-10,000.00	-10,000.00	-6,037.09	-10,000.00	-10,000.00	.0%
48990 MISCELLANEOUS RE	-28,811.27	-6,500.00	-6,500.00	-3,624.27	-6,500.00	-6,500.00	.0%
50001 REGULAR SALARIES	13,578,289.27	17,538,573.00	17,538,573.00	10,823,146.36	17,482,573.00	18,357,584.00	4.7%
50003 SEASONAL SALARIE	12,948.97	.00	.00	2,363.86	.00	.00	.0%
50005 COMP TIME PAID O	549,042.46	.00	.00	456,676.78	.00	.00	.0%
50006 PRIOR YEAR PAY	8,068.62	.00	.00	.00	.00	.00	.0%
50099 DEPARTMENT TURNO	.00	-125,000.00	-125,000.00	.00	-125,000.00	-75,000.00	-40.0%
50501 OVERTIME	1,691,605.89	1,100,000.00	1,262,420.23	1,295,455.01	1,400,000.00	1,143,000.00	-9.5%



City of Green Bay

CITY OF GREEN BAY NEXT YEAR / CURRENT YEAR BUDGET ANALYSIS

PROJECTION: 20241 2024 BUDGET PROJECTION							FOR PERIOD 99	
ACCOUNTS FOR:								
101 GENERAL	2022 ACTUAL	2023 ORIG BUD	2023 REVISED BUD	2023 ACTUAL	2023 PROJECTION	2024 DEPT/MAYOR	PCT CHANGE	
50505 TIME ON THE BOOK	207,072.55	.00	.00	153,152.67	.00	.00	.0%	
50506 PACKER OVERTIME	542,676.98	770,000.00	770,000.00	360,186.67	770,000.00	770,000.00	.0%	
51101 VACATION PAY	1,301,234.55	.00	.00	965,202.84	.00	.00	.0%	
51102 HOLIDAY PAY	574,863.18	600,000.00	600,000.00	443,412.10	600,000.00	630,000.00	5.0%	
51103 PERSONAL DAYS	199,345.74	.00	.00	241,103.74	.00	.00	.0%	
51105 FUNERAL LEAVE	42,376.58	.00	.00	31,485.29	.00	.00	.0%	
51106 JURY DUTY/WITNES	-46.00	.00	.00	43.59	.00	.00	.0%	
51107 MILITARY DUTY	7,465.54	.00	.00	.00	.00	.00	.0%	
51108 SICK PAY	620,899.49	.00	.00	433,711.37	.00	.00	.0%	
51110 UNEMPLOYMENT COM	1,902.61	.00	.00	.00	.00	.00	.0%	
51201 HEALTH INSURANCE	2,405,214.88	2,675,757.00	2,675,757.00	1,899,426.53	2,675,757.00	2,585,763.00	-3.4%	
51202 DENTAL INSURANCE	183,459.94	204,488.00	204,488.00	147,198.72	204,488.00	197,708.00	-3.3%	
51203 LIFE INSURANCE	17,854.77	19,214.00	19,214.00	15,978.42	19,214.00	22,236.00	15.7%	
51210 SOCIAL SECURITY	1,178,958.46	1,173,844.00	1,173,844.00	930,002.81	1,173,844.00	1,230,576.00	4.8%	
51211 MEDICARE	275,557.27	275,060.00	275,060.00	217,671.94	275,060.00	288,319.00	4.8%	
51212 WORKER'S COMPENS	505,439.84	593,598.00	593,598.00	338,667.98	593,598.00	600,419.00	1.1%	
51301 WRS - EMPLOYER S	2,215,676.83	2,236,960.00	2,236,960.00	1,907,536.15	2,236,960.00	2,688,139.00	20.2%	
51402 CLOTHING ALLOWAN	130,268.82	129,000.00	129,000.00	124,454.75	129,000.00	133,220.00	3.3%	
51404 PERSONAL SUPPLIE	20,621.07	17,000.00	17,000.00	17,521.88	17,000.00	20,000.00	17.6%	
51507 EMPLOYEE WELLNES	64,800.00	70,000.00	70,000.00	64,360.00	70,000.00	70,000.00	.0%	
51599 OTHER MISC FRING	16,810.74	.00	.00	.00	.00	.00	.0%	
52001 TRAINING & TRAVE	67,414.31	56,285.00	56,285.00	58,937.86	56,285.00	113,355.00	101.4%	



City of Green Bay

CITY OF GREEN BAY NEXT YEAR / CURRENT YEAR BUDGET ANALYSIS

PROJECTION: 20241 2024 BUDGET PROJECTION						FOR PERIOD 99	
ACCOUNTS FOR:							
101 GENERAL	2022 ACTUAL	2023 ORIG BUD	2023 REVISED BUD	2023 ACTUAL	2023 PROJECTION	2024 DEPT/MAYOR	PCT CHANGE
52003 DUES & BONDS	5,316.90	3,500.00	3,500.00	3,725.70	3,500.00	4,000.00	14.3%
52005 RECORDS CHECKS	11,256.00	18,500.00	18,500.00	5,286.00	18,500.00	18,500.00	.0%
52007 RECRUITING	19,995.59	.00	.00	11,057.18	.00	.00	.0%
52008 LAUNDRY	4,465.12	3,600.00	3,600.00	4,444.18	3,600.00	7,500.00	108.3%
52010 EDUCATION REIMBU	3,600.00	4,000.00	4,000.00	1,200.00	4,000.00	.00	-100.0%
53001 CONTRACTUAL SERV	459,637.38	402,400.00	402,400.00	243,308.35	402,400.00	427,600.00	6.3%
53002 COPY MACHINE	15,372.46	21,600.00	21,600.00	8,508.71	21,600.00	21,600.00	.0%
53004 ADVERTISING	186.43	500.00	500.00	71.07	500.00	500.00	.0%
53005 ALARM BILLING SE	8,552.18	3,200.00	3,200.00	2,604.17	3,200.00	3,200.00	.0%
53008 MAINTENANCE OF A	99,999.96	103,000.00	103,000.00	60,083.31	103,000.00	106,090.00	3.0%
53020 SOFTWARE MAINTEN	176,227.36	303,545.00	303,545.00	252,059.16	303,545.00	370,975.00	22.2%
53035 CRIME PREVENTION	11,779.40	11,000.00	11,000.00	5,670.00	11,000.00	11,000.00	.0%
54001 MATERIAL & SUPPL	18,946.12	18,000.00	18,000.00	15,944.56	18,000.00	18,000.00	.0%
54002 OFFICE SUPPLIES	8,090.01	12,000.00	12,000.00	6,468.83	12,000.00	12,000.00	.0%
54004 BOOKS MAPS SUBSC	1,195.16	1,400.00	1,400.00	575.63	1,400.00	1,400.00	.0%
54005 POSTAGE	4,528.53	4,000.00	4,000.00	1,984.92	4,000.00	4,000.00	.0%
54010 GAS OIL LUBE	333,411.99	330,000.00	330,000.00	192,760.47	330,000.00	250,000.00	-24.2%
54018 TOOLS & SHOP SUP	534.46	800.00	800.00	191.88	800.00	800.00	.0%
54030 SCHOOL PATROL &	.00	600.00	600.00	.00	600.00	600.00	.0%
54031 GUNS & AMMUNITIO	80,585.45	85,500.00	85,500.00	35,327.28	85,500.00	128,055.00	49.8%
54032 POLICE PHOTOSTAT	17,029.10	20,000.00	20,000.00	17,496.91	20,000.00	22,000.00	10.0%
54033 PHOTO ID	24,492.91	25,000.00	25,000.00	16,890.19	25,000.00	25,000.00	.0%



City of Green Bay

CITY OF GREEN BAY NEXT YEAR / CURRENT YEAR BUDGET ANALYSIS

PROJECTION: 20241 2024 BUDGET PROJECTION						FOR PERIOD 99	
ACCOUNTS FOR:							
101 GENERAL	2022 ACTUAL	2023 ORIG BUD	2023 REVISED BUD	2023 ACTUAL	2023 PROJECTION	2024 DEPT/MAYOR	PCT CHANGE
54034 INVESTIGATIONS-M	22,793.39	18,000.00	18,000.00	14,386.34	18,000.00	18,000.00	.0%
54036 EMERGENCY RESPON	9,654.93	10,975.00	10,975.00	11,108.90	10,975.00	67,350.00	513.7%
54037 K-9 UNIT	10,311.79	12,500.00	12,500.00	6,644.54	12,500.00	28,830.00	130.6%
54051 MEDICAL SUPPLIES	75,155.32	60,450.00	60,450.00	61,243.19	60,450.00	71,750.00	18.7%
54070 COMMUNICATIONS S	42,142.58	40,000.00	40,000.00	35,414.74	40,000.00	45,000.00	12.5%
54071 P-CARD EXPENSE	.00	.00	.00	15,740.67	.00	.00	.0%
55101 EQUIPMENT REPAIR	318,574.83	207,000.00	207,000.00	263,526.96	317,936.08	349,400.00	68.8%
55105 RADIO MAINT CONT	33,824.35	27,000.00	27,000.00	29,919.53	27,000.00	34,000.00	25.9%
55121 LEASE PAYMENT	.00	.00	.00	.00	.00	617,295.00	.0%
55140 EQUIPMENT REPLAC	193,347.53	430,200.00	430,200.00	243,353.31	468,649.44	648,650.00	50.8%
55201 BUILDING REPAIRS	64,151.97	68,700.00	68,700.00	66,001.44	68,700.00	86,220.00	25.5%
56101 ELECTRICITY	78,984.04	82,000.00	82,000.00	70,702.11	82,000.00	82,000.00	.0%
56201 NATURAL GAS	19,467.07	28,000.00	28,000.00	16,886.92	28,000.00	28,000.00	.0%
56301 TELEPHONE	13,956.00	16,300.00	16,300.00	12,699.00	16,300.00	22,600.00	38.7%
56302 CELL PHONES	158,189.66	180,000.00	180,000.00	123,122.98	180,000.00	180,000.00	.0%
56303 DATA CARDS	3,015.25	28,500.00	28,500.00	735.92	28,500.00	28,500.00	.0%
56402 WATER	3,584.96	4,200.00	4,200.00	2,564.48	4,200.00	4,200.00	.0%
56403 SEWER	5,703.01	6,300.00	6,300.00	4,259.97	6,300.00	6,300.00	.0%
56404 STORM SEWER UTIL	1,827.20	1,600.00	1,600.00	1,246.14	1,600.00	1,600.00	.0%
57098 DEPT INSURANCE C	400,121.35	334,252.00	334,252.00	175,871.95	334,252.00	368,662.00	10.3%
30 POLICE	26,256,943.94	27,336,375.00	27,336,375.00	21,079,703.43	27,729,760.52	29,940,428.00	9.5%
TOTAL 101 GENERAL	26,256,943.94	27,336,375.00	27,336,375.00	21,079,703.43	27,729,760.52	29,940,428.00	9.5%
TOTAL REVENUE	-2,922,887.16	-2,926,526.00	-3,088,946.23	-1,889,081.48	-2,926,526.00	-2,956,068.00	-4.3%
TOTAL EXPENSE	29,179,831.10	30,262,901.00	30,425,321.23	22,968,784.91	30,656,286.52	32,896,496.00	8.1%
GRAND TOTAL	26,256,943.94	27,336,375.00	27,336,375.00	21,079,703.43	27,729,760.52	29,940,428.00	9.5%

** END OF REPORT - Generated by Diana Ellenbecker **

SALARY SUMMARY RATES

Department: POLICE DEPARTMENT

POSITION	HEAD COUNT	FTE	BUDGETED HOURS	12/31/2024 RATE	2024 BUDGET IMPACT
<u>Office of the Chief</u>					
POLICE CHIEF	1.00	1.00	2,080	\$68.72	\$139,776
EXECUTIVE SECRETARY	1.00	1.00	2,080	\$30.27	\$61,167
<u>Communications Team</u>					
COMMUNICATIONS COORDINATOR	1.00	1.00	2,080	\$38.06	\$77,490
CRIME PREVENTION COORDINATOR	2.00	2.00	2,080	\$31.86	\$64,460
<u>Professional Standards Team</u>					
POLICE COMMANDER	1.00	1.00	2,080	\$56.58	\$114,444
POLICE LIEUTENANT	3.00	3.00	1,965	\$50.30	\$98,333
PATROL OFFICER	1.00	1.00	1,965	\$42.16	\$82,415
SUPPORT ASSISTANT	1.00	1.00	2,080	\$25.80	\$52,143
<u>Operations Division</u>					
POLICE COMMANDER	1.00	1.00	2,080	\$60.57	\$123,624
<u>Patrol Unit</u>					
POLICE CAPTAIN	1.00	1.00	2,080	\$55.16	\$113,665
POLICE LIEUTENANT	1.00	1.00	1,965	\$50.30	\$98,333
POLICE LIEUTENANT	2.00	2.00	1,965	\$49.14	\$95,164
POLICE SERGEANT	15.00	13.00	1,965	\$46.58	\$92,459
PATROL OFFICER	5.00	5.00	1,965	\$32.92	\$63,493
PATROL OFFICER	16.00	16.00	1,965	\$35.82	\$66,744
PATROL OFFICER	30.00	30.00	1,965	\$39.36	\$77,707
PATROL OFFICER	26.00	26.00	1,965	\$40.28	\$78,736
PATROL OFFICER	12.00	12.00	1,965	\$42.16	\$82,415
PATROL OFFICER	5.00	5.00	1,965	\$45.13	\$88,220
<u>Operations Support Unit</u>					
POLICE CAPTAIN	1.00	1.00	1,965	\$56.58	\$115,692
EMERGENCY PREP LIEUTENANT	1.00	1.00	1,965	\$50.30	\$98,333
TRAINING LIEUTENANT	1.00	1.00	1,965	\$50.30	\$98,333
RANGEMASTER (OFFICER)	1.00	1.00	1,965	\$42.16	\$82,415
TRAINING OFFICER	1.00	1.00	1,965	\$35.82	\$71,431
<u>Investigations Division</u>					
POLICE COMMANDER	1.00	1.00	2,080	\$58.18	\$117,981

POSITION	HEAD COUNT	FTE	BUDGETED HOURS	12/31/2024 RATE	2024 BUDGET IMPACT
<u>Investigations</u>					
CAPTAIN	1.00	1.00	2,080	\$55.16	\$111,866
POLICE LIEUTENANT	2.00	2.00	1,965	\$50.30	\$98,333
POLICE OFFICER	12.00	12.00	1,965	\$45.13	\$89,180
POLICE OFFICER	2.00	2.00	1,965	\$42.16	\$84,785
POLICE OFFICER	2.00	1.00	1,965	\$35.82	\$63,411
POLICE OFFICER	2.00	2.00	1,965	\$32.92	\$62,827
CRIME ANALYST	1.00	1.00	2,080	\$40.11	\$81,082
CRIME ANALYST	1.00	1.00	2,080	\$36.00	\$73,396
CRIMINALISTIC SPECIALIST	1.00	1.00	2,080	\$38.06	\$78,805
<u>Drug Task Force</u>					
POLICE LIEUTENANT	1.00	1.00	1,965	\$50.30	\$98,333
POLICE OFFICER	2.00	2.00	1,965	\$40.28	\$80,146
POLICE OFFICER	1.00	1.00	1,965	\$42.16	\$83,825
<u>Juvenile Subdivision</u>					
POLICE LIEUTENANT	1.00	1.00	1,965	\$49.14	\$96,056
POLICE OFFICER	8.00	8.00	1,965	\$45.13	\$88,220
POLICE OFFICER	3.00	3.00	1,965	\$42.16	\$82,415
<u>Evidence Subdivision</u>					
EVIDENCE TECHNICIAN	1.00	1.00	2,080	\$28.05	\$56,722
EVIDENCE TECHNICIAN	1.00	1.00	2,080	\$26.61	\$54,932
<u>Photo ID Subdivision</u>					
CRIMINALISTIC SPECIALIST	1.00	1.00	2,080	\$38.06	\$78,805
CRIMINALISTIC SPECIALIST	2.00	2.00	2,080	\$36.00	\$74,540
<u>Community Services Division</u>					
CAPTAIN	1.00	1.00	1,965	\$50.30	\$100,736
COMMUNITY POLICE LIEUTENANT	1.00	1.00	1,965	\$50.30	\$98,333
COMMUNITY POLICE LIEUTENANT	1.00	1.00	1,965	\$49.14	\$96,056
COMMUNITY POLICE OFFICER	7.00	7.00	1,965	\$45.13	\$88,925
COMMUNITY POLICE OFFICER	2.00	2.00	1,965	\$42.16	\$83,120
COMMUNITY POLICE OFFICER	1.00	1.00	1,965	\$39.36	\$72,058
BEHAVIORAL HEALTH OFFICER	1.00	1.00	1,965	\$45.13	\$88,925
BEHAVIORAL HEALTH OFFICER	1.00	1.00	1,965	\$42.16	\$81,422
BEHAVIORAL HEALTH OFFICER	1.00	1.00	1,965	\$40.28	\$79,441
NEIGHBORHOOD RESPONSE OFFICER	1.00	1.00	1,965	\$42.16	\$84,295

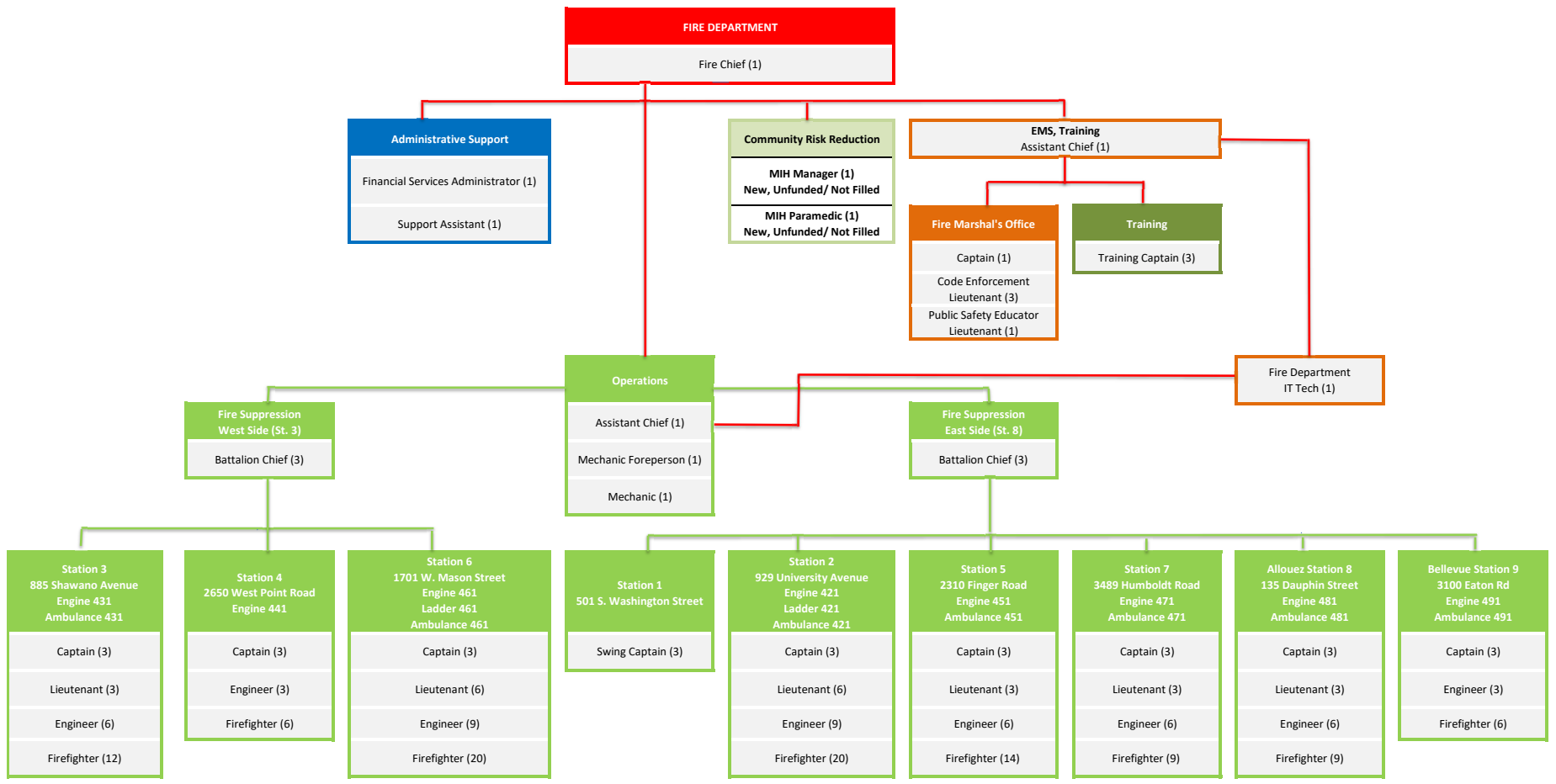
POSITION	HEAD COUNT	FTE	BUDGETED HOURS	12/31/2024 RATE	2024 BUDGET IMPACT
NEIGHBORHOOD RESPONSE OFFICER	1.00	1.00	1,965	\$40.28	\$80,616
ANIMAL CONTROL POLICE OFFICER	1.00	1.00	1,965	\$42.16	\$82,415
ANIMAL CONTROL INTERN	3.00	1.14	780	\$12.42	\$9,645
COMMUNITY SERVICE OFFICER	5.00	3.75	1,560	\$13.32	\$20,686
<u>Traffic/Fleet Unit</u>					
POLICE SERGEANT	1.00	1.00	1,965	\$50.30	\$98,333
POLICE OFFICER	2.00	2.00	1,965	\$45.13	\$88,220
POLICE OFFICER	2.00	2.00	1,965	\$42.16	\$83,825
MECHANIC FOREPERSON	1.00	1.00	2,080	\$35.19	\$73,414
MECHANIC	1.00	1.00	2,080	\$33.21	\$68,695
MECHANIC	1.00	1.00	2,080	\$33.21	\$67,709
<u>Canine Unit</u>					
CANINE SERGEANT	1.00	1.00	2,080	\$31.86	\$64,460
<u>Business Services Division</u>					
BUSINESS MANAGER	1.00	1.00	2,080	\$48.02	\$98,069
<u>Records Unit</u>					
OFFICE MANAGER	1.00	1.00	2,080	\$37.10	\$75,913
ADMINISTRATIVE CLERK	1.00	1.00	2,080	\$23.66	\$48,204
ADMINISTRATIVE CLERK	1.00	1.00	2,080	\$24.29	\$49,093
ADMINISTRATIVE CLERK	1.00	1.00	2,080	\$24.29	\$50,049
PUBLIC RECORDS SPECIALIST	1.00	1.00	2,080	\$25.13	\$51,565
PUBLIC RECORDS SPECIALIST	1.00	1.00	2,080	\$23.04	\$46,770
RECORDS CLERK	4.00	4.00	2,080	\$24.29	\$49,093
RECORDS CLERK	1.00	1.00	2,080	\$23.82	\$49,320
RECORDS CLERK	1.00	1.00	2,080	\$23.66	\$48,600
RECORDS CLERK	2.00	2.00	2,080	\$23.04	\$47,561
OFFICE CLERK	1.00	0.63	1,300	\$21.61	\$27,651
WORD PROCESSOR	1.00	1.00	2,080	\$23.37	\$47,280
WORD PROCESSOR	1.00	1.00	2,080	\$22.79	\$46,060

POSITION	HEAD COUNT	FTE	BUDGETED HOURS	12/31/2024 RATE	2024 BUDGET IMPACT
<u>Building Maintenance Team</u>					
BUILDING SERVICES SUPERVISOR	1.00	1.00	2,080	\$34.96	\$70,703
BUILDING CUSTODIAN I	1.00	1.00	2,080	\$23.37	\$47,280
BUILDING CUSTODIAN I	1.00	1.00	2,080	\$21.61	\$44,565
<u>Information Technology Team</u>					
SYSTEMS ANALYST	1.00	1.00	2,080	\$40.11	\$81,082
PROGRAMMER ANALYST	1.00	1.00	2,080	\$40.90	\$83,028
SENIOR PROGRAMMER ANALYST	1.00	1.00	2,080	\$44.94	\$93,055
NETWORK SPECIALIST	1.00	0.75	1,560	\$39.08	\$59,226
TOTAL HEAD COUNT	237.00				
COLUMN TOTALS		230.27			

FIRE DEPARTMENT



FIRE DEPARTMENT



Fire Personnel 212
Fulltime Support Staff 5



City of Green Bay 2024 Budget Comments

Department: Fire Department

Mission: The mission of the Green Bay Metro Fire Department is to protect and educate our community, show compassion to all, and continue the honored tradition and dedication of the fire service.

Activities: The Green Bay Metro Fire Department will continue to deliver the best professional service that is efficient and cost effective for the citizens of Green Bay, Allouez, and Bellevue. This service delivery includes public education, fire prevention, training, fire investigation, emergency medical services, fire suppression, hazardous materials, water rescue and technical rescue services.

2023 Accomplishments

- ▣ Refurbishment of Engine 441 and 471 completed.
- ▣ Placed new Engine 431 and 481 into service July 2023.
- ▣ Held two recruit training academies, including one of the largest recruit training academies in over 20 years.
- ▣ Placed new Med 461 and 481 in service.
- ▣ Received numerous grants totaling nearly \$500,000 to fund safety, operational, and training programs.
- ▣ Obtained updated technologies for detection and identification of unknown substances for our Hazardous Materials Response Team.

2024 GOALS:

- 🗑 Place new engines and ambulances in service, including configuration and personnel training in accordance with Capital Plan.
- 🗑 Purchase and place in service a new station alerting system that will replace technology from the 1960's.
- 🗑 Work with a consultant to identify available and appropriate sites and begin the property acquisition process for a new combined Fire Station (Stations 1 and 3) on the west side area.
- 🗑 Seek alternative funding to support department goals.
- 🗑 Develop a department specific strategic plan.
- 🗑 Begin the path to Accreditation.
- 🗑 Maintain ISO Class 1 ranking.
- 🗑 Expand the opportunities for professional development.
- 🗑 Increase firefighter recruitment efforts and develop strategic partnerships to expand our applicant pool.



City of Green Bay

CITY OF GREEN BAY NEXT YEAR / CURRENT YEAR BUDGET ANALYSIS

PROJECTION: 20241 2024 BUDGET PROJECTION FOR PERIOD 99

ACCOUNTS FOR:	2022 ACTUAL	2023 ORIG BUD	2023 REVISED BUD	2023 ACTUAL	2023 PROJECTION	2024 DEPT/MAYOR	PCT CHANGE
101 GENERAL							
40 FIRE							
43420 STATE FIRE TAX	-374,185.40	-375,000.00	-375,000.00	-423,891.98	-423,891.98	-425,000.00	13.3%
43611 STATE REIMBURSEM	-13,090.00	.00	-14,492.50	-12,980.00	-2,420.00	.00	-100.0%
43811 ALLOUEZ INTER GO	-1,926,888.72	-48,952.95	-48,952.95	-1,505,303.37	-48,952.95	-50,452.06	3.1%
43812 BELLEVUE INTER G	-34,643.27	-36,089.20	-36,089.20	-18,044.60	-36,089.20	-37,191.03	3.1%
44940 FIREWORKS PERMIT	-2,350.00	-1,500.00	-1,500.00	-2,400.00	-2,200.00	-2,000.00	33.3%
44941 FIRE ALARM PERMI	-25,052.50	-15,000.00	-15,000.00	-6,400.30	-15,000.00	-18,000.00	20.0%
46223 OT REIMBURSEMENT	-54,429.28	.00	-17,043.46	-38,392.66	-956.89	.00	-100.0%
46225 FIRE PACKER OT	-192,101.52	-261,500.00	-261,500.00	-129,137.07	-261,500.00	-270,750.00	3.5%
46230 RESCUE SQUAD FEE	-4,068,877.57	-4,300,000.00	-4,300,000.00	-2,501,247.96	-4,300,000.00	-4,700,000.00	9.3%
46242 REPAIR FIRE EQUI	-837.45	.00	.00	-714.48	.00	.00	.0%
48921 SALE OF SCRAP RE	-793.00	.00	.00	-706.16	.00	.00	.0%
50001 REGULAR SALARIES	15,767,279.55	15,229,834.00	15,229,834.00	12,513,904.48	14,629,834.00	15,693,669.51	3.0%
50005 COMP TIME PAID O	377.55	.00	.00	.00	.00	.00	.0%
50099 DEPARTMENT TURNO	.00	-125,000.00	-125,000.00	.00	-125,000.00	-75,000.00	-40.0%
50501 OVERTIME	1,672,612.90	927,821.60	959,357.56	1,540,623.22	1,669,230.31	1,125,617.95	17.3%
50506 PACKER OVERTIME	192,101.51	261,500.00	261,500.00	109,187.31	261,500.00	270,750.00	3.5%
51101 VACATION PAY	185,912.61	.00	.00	36,456.51	.00	.00	.0%
51102 HOLIDAY PAY	1,207,293.32	1,171,088.00	1,171,088.00	608,469.62	1,171,088.00	1,182,357.45	1.0%
51103 PERSONAL DAYS	3,604.74	.00	.00	.00	.00	.00	.0%
51106 JURY DUTY/WITNES	-83.00	.00	.00	-16.00	.00	.00	.0%
51108 SICK PAY	40,005.48	.00	.00	1,067.70	.00	.00	.0%



City of Green Bay

CITY OF GREEN BAY NEXT YEAR / CURRENT YEAR BUDGET ANALYSIS

PROJECTION: 20241 2024 BUDGET PROJECTION							FOR PERIOD 99	
ACCOUNTS FOR:								
101 GENERAL	2022 ACTUAL	2023 ORIG BUD	2023 REVISED BUD	2023 ACTUAL	2023 PROJECTION	2024 DEPT/MAYOR	PCT CHANGE	
51110 UNEMPLOYMENT COM	9,620.00	.00	.00	.00	.00	.00	.00	.0%
51201 HEALTH INSURANCE	2,521,270.66	2,370,720.00	2,370,720.00	2,014,245.69	2,370,720.00	2,404,197.00	1.4%	
51202 DENTAL INSURANCE	183,535.78	171,099.00	171,099.00	143,813.20	171,099.00	163,598.00	-4.4%	
51203 LIFE INSURANCE	18,451.70	18,806.00	18,806.00	15,911.19	18,806.00	18,936.00	.7%	
51210 SOCIAL SECURITY	16,102.35	18,827.00	18,827.00	14,295.31	18,827.00	20,286.00	7.7%	
51211 MEDICARE	270,935.78	247,511.55	247,511.55	209,648.63	247,511.55	257,662.87	4.1%	
51212 WORKER'S COMPENS	194,549.01	124,448.32	124,448.32	136,111.32	124,448.32	151,219.36	21.5%	
51301 WRS - EMPLOYER S	3,128,164.58	3,121,346.25	3,121,346.25	2,666,971.91	3,121,346.25	3,416,369.89	9.5%	
51398 66.191 PENSION	12,213.12	12,220.00	12,220.00	4,798.00	4,798.00	4,145.00	-66.1%	
51399 62.13 PENSION	5,973.72	5,980.00	5,980.00	-995.62	.00	.00	-100.0%	
51401 CAR ALLOWANCE	287.38	300.00	300.00	197.16	300.00	360.00	20.0%	
51402 CLOTHING ALLOWAN	129,209.84	102,373.00	102,373.00	11,596.42	102,373.00	126,915.00	24.0%	
51404 PERSONAL SUPPLIE	43,552.07	55,700.00	55,700.00	54,730.36	55,700.00	57,300.00	2.9%	
51508 LODD DEPENDENT H	.00	8,530.00	8,530.00	8,773.01	8,773.01	8,773.01	2.8%	
52001 TRAINING & TRAVE	34,594.24	43,800.00	43,800.00	31,467.26	43,800.00	45,900.00	4.8%	
52003 DUES & BONDS	1,541.20	2,230.00	2,230.00	1,550.00	2,230.00	5,855.00	162.6%	
52004 DRILL INSTRUCTIO	11,962.89	14,800.00	14,800.00	10,337.16	14,800.00	14,800.00	.0%	
52006 EMPLOYEE MED EXP	41,712.86	54,072.90	54,072.90	51,242.50	54,072.90	64,100.00	18.5%	
52007 RECRUITING	10,653.70	5,000.00	5,000.00	1,140.78	5,000.00	5,000.00	.0%	
52008 LAUNDRY	3,410.97	3,000.00	3,000.00	2,071.98	3,000.00	3,000.00	.0%	
52010 EDUCATION REIMBU	12,273.40	10,000.00	10,000.00	13,741.22	15,000.00	13,500.00	35.0%	
53001 CONTRACTUAL SERV	345,336.99	300,949.00	300,949.00	232,192.78	300,949.00	378,919.67	25.9%	



City of Green Bay

CITY OF GREEN BAY NEXT YEAR / CURRENT YEAR BUDGET ANALYSIS

PROJECTION: 20241 2024 BUDGET PROJECTION						FOR PERIOD 99	
ACCOUNTS FOR:							
101 GENERAL	2022 ACTUAL	2023 ORIG BUD	2023 REVISED BUD	2023 ACTUAL	2023 PROJECTION	2024 DEPT/MAYOR	PCT CHANGE
53002 COPY MACHINE	2,033.87	3,000.00	3,000.00	1,422.54	3,000.00	3,000.00	.0%
53005 ALARM BILLING SE	8,233.79	.00	.00	2,724.13	.00	.00	.0%
54001 MATERIAL & SUPPL	27,456.68	25,000.00	25,000.00	20,491.03	25,000.00	25,000.00	.0%
54002 OFFICE SUPPLIES	13,238.25	13,000.00	13,000.00	12,124.28	13,000.00	23,000.00	76.9%
54003 HOUSEKEEPING SUP	21,894.92	22,000.00	22,000.00	18,786.36	22,000.00	25,000.00	13.6%
54004 BOOKS MAPS SUBSC	3,193.52	4,900.00	4,900.00	2,876.70	4,900.00	5,185.00	5.8%
54010 GAS OIL LUBE	239,158.74	210,000.00	210,000.00	150,332.78	210,000.00	210,000.00	.0%
54018 TOOLS & SHOP SUP	9,200.65	17,150.00	17,150.00	14,919.07	17,150.00	12,150.00	-29.2%
54042 OXYGEN MED SUPPL	19,411.42	10,000.00	10,000.00	5,527.18	10,000.00	10,000.00	.0%
54050 FIRE PREVENTION	6,525.63	7,500.00	7,500.00	3,776.94	7,500.00	7,500.00	.0%
54051 MEDICAL SUPPLIES	185,684.24	185,000.00	185,000.00	146,108.54	185,000.00	219,000.00	18.4%
54071 P-CARD EXPENSE	.00	.00	.00	9,562.39	.00	.00	.0%
55101 EQUIPMENT REPAIR	290,382.12	200,000.00	200,000.00	249,791.17	245,000.00	241,000.00	20.5%
55102 FURNITURE.MATTRE	.00	.00	.00	.00	.00	20,690.00	.0%
55105 RADIO MAINT CONT	4,869.65	5,000.00	5,000.00	2,450.28	5,000.00	5,000.00	.0%
55108 FIREFIGHTING EQU	36,526.56	44,300.00	44,300.00	45,126.12	45,126.12	65,800.00	48.5%
55140 EQUIPMENT REPLAC	.00	178,030.00	178,030.00	62,321.53	178,030.00	178,680.00	.4%
55201 BUILDING REPAIRS	107,430.07	40,000.00	40,000.00	39,384.00	40,000.00	50,000.00	25.0%
56101 ELECTRICITY	74,323.50	81,021.00	81,021.00	62,590.19	81,021.00	81,021.00	.0%
56201 NATURAL GAS	39,931.09	53,500.00	53,500.00	33,918.88	53,500.00	53,500.00	.0%
56302 CELL PHONES	63,436.71	57,290.30	57,290.30	33,282.08	57,290.30	66,612.84	16.3%
56402 WATER	7,618.28	7,400.00	7,400.00	5,340.05	7,400.00	7,400.00	.0%



City of Green Bay

CITY OF GREEN BAY NEXT YEAR / CURRENT YEAR BUDGET ANALYSIS

PROJECTION: 20241 2024 BUDGET PROJECTION							FOR PERIOD 99
ACCOUNTS FOR:	2022 ACTUAL	2023 ORIG BUD	2023 REVISED BUD	2023 ACTUAL	2023 PROJECTION	2024 DEPT/MAYOR	PCT CHANGE
101 GENERAL							
56403 SEWER	9,967.05	9,800.00	9,800.00	7,453.50	9,800.00	9,800.00	.0%
56404 STORM SEWER UTIL	5,891.53	5,800.00	5,800.00	4,149.27	5,800.00	5,800.00	.0%
57098 DEPT INSURANCE C	185,403.31	158,982.66	158,982.66	165,097.77	158,982.66	195,102.45	22.7%
40 FIRE	20,733,019.77	20,457,588.43	20,457,588.43	16,893,871.30	20,583,695.40	21,375,079.91	4.5%
TOTAL 101 GENERAL	20,733,019.77	20,457,588.43	20,457,588.43	16,893,871.30	20,583,695.40	21,375,079.91	4.5%
TOTAL REVENUE	-6,693,248.71	-5,038,042.15	-5,069,578.11	-4,639,218.58	-5,091,011.02	-5,503,393.09	8.6%
TOTAL EXPENSE	27,426,268.48	25,495,630.58	25,527,166.54	21,533,089.88	25,674,706.42	26,878,473.00	5.3%
GRAND TOTAL	20,733,019.77	20,457,588.43	20,457,588.43	16,893,871.30	20,583,695.40	21,375,079.91	4.5%

** END OF REPORT - Generated by Diana Ellenbecker **



City of Green Bay

CITY OF GREEN BAY NEXT YEAR / CURRENT YEAR BUDGET ANALYSIS

PROJECTION: 20241 2024 BUDGET PROJECTION							FOR PERIOD 99	
ACCOUNTS FOR:								
101 GENERAL	2022 ACTUAL	2023 ORIG BUD	2023 REVISED BUD	2023 ACTUAL	2023 PROJECTION	2024 DEPT/MAYOR	PCT CHANGE	
40 FIRE								
43811 ALLOUEZ INTER GO	.00	-1,958,118.20	-1,958,118.20	.00	-1,958,118.20	-2,018,082.41	3.1%	
50001 REGULAR SALARIES	.00	1,295,580.00	1,295,580.00	.00	1,295,580.00	1,322,661.38	2.1%	
51102 HOLIDAY PAY	.00	105,280.00	105,280.00	.00	105,280.00	107,833.46	2.4%	
51201 HEALTH INSURANCE	.00	234,764.00	234,764.00	.00	234,764.00	241,808.00	3.0%	
51202 DENTAL INSURANCE	.00	18,672.00	18,672.00	.00	18,672.00	18,672.00	.0%	
51203 LIFE INSURANCE	.00	1,592.00	1,592.00	.00	1,592.00	1,592.00	.0%	
51211 MEDICARE	.00	20,312.47	20,312.47	.00	20,312.47	20,742.18	2.1%	
51212 WORKER'S COMPENS	.00	11,000.96	11,000.96	.00	11,000.96	13,149.51	19.5%	
51301 WRS - EMPLOYER S	.00	254,116.00	254,116.00	.00	254,116.00	273,796.71	7.7%	
51402 CLOTHING ALLOWAN	.00	8,000.00	8,000.00	.00	8,000.00	8,000.00	.0%	
54001 MATERIAL & SUPPL	1,531.98	.00	.00	3,477.03	.00	.00	.0%	
54003 HOUSEKEEPING SUP	3,034.84	.00	.00	1,399.84	.00	.00	.0%	
54042 OXYGEN MED SUPPL	2,801.27	.00	.00	982.36	.00	.00	.0%	
54051 MEDICAL SUPPLIES	.00	.00	.00	27.66	.00	.00	.0%	
55201 BUILDING REPAIRS	446.00	.00	.00	616.00	.00	.00	.0%	
56101 ELECTRICITY	3,137.79	.00	.00	2,769.09	.00	.00	.0%	
56201 NATURAL GAS	2,826.88	.00	.00	2,669.41	.00	.00	.0%	
56402 WATER	293.21	.00	.00	172.69	.00	.00	.0%	
56403 SEWER	431.49	.00	.00	261.17	.00	.00	.0%	
56404 STORM SEWER UTIL	280.47	.00	.00	185.60	.00	.00	.0%	
57098 DEPT INSURANCE C	.00	8,800.77	8,800.77	.00	8,800.77	9,827.17	11.7%	
40 FIRE	14,783.93	.00	.00	12,560.85	.00	.00	.0%	
TOTAL 101 GENERAL	14,783.93	.00	.00	12,560.85	.00	.00	.0%	
TOTAL REVENUE	.00	-1,958,118.20	-1,958,118.20	.00	-1,958,118.20	-2,018,082.41	.0%	
TOTAL EXPENSE	14,783.93	1,958,118.20	1,958,118.20	12,560.85	1,958,118.20	2,018,082.41	.0%	



City of Green Bay

CITY OF GREEN BAY NEXT YEAR / CURRENT YEAR BUDGET ANALYSIS

PROJECTION: 20241		2024 BUDGET		PROJECTION		FOR PERIOD 99		
ACCOUNTS FOR:								
101 GENERAL		2022 ACTUAL	2023 ORIG BUD	2023 REVISED BUD	2023 ACTUAL	2023 PROJECTION	2024 DEPT/MAYOR	PCT CHANGE
	GRAND TOTAL	14,783.93	.00	.00	12,560.85	.00	.00	.0%


** END OF REPORT - Generated by Diana Ellenbecker **

SALARY SUMMARY RATES

Department: FIRE DEPARTMENT

POSITION	FTE	BUDGETED HOURS	12/31/2024 RATE	2024 BUDGET AVG IMPACT
<u>Administrative</u>				
FIRE CHIEF	1.00	2,080	\$66.96	\$135,141
ASSISTANT FIRE CHIEF	1.00	2,080	\$61.78	\$128,204
ASSISTANT FIRE CHIEF	1.00	2,080	\$58.18	\$121,359
FINANCIAL SERVICES ADMINISTRATOR	1.00	2,080	\$37.03	\$76,672
SUPPORT ASSISTANT	1.00	2,080	\$25.80	\$52,840
IT SPECIALIST	1.00	2,080	\$34.24	\$70,224
<u>Support</u>				
FIRE CAPTAIN	4.00	1,963	\$46.68	\$93,500
FIRE LIEUTENANT	4.00	1,963	\$43.64	\$92,128
MECHANIC FOREPERSON	1.00	2,080	\$36.15	\$73,325
MECHANIC	1.00	2,080	\$30.59	\$63,340
<u>Suppression</u>				
BATTALION CHIEF	6.00	2,912	\$38.22	\$112,017
FIRE CAPTAIN (LINE)	27.00	2,756	\$33.25	\$92,946
FIRE LIEUTENANT (LINE)	24.00	2,756	\$31.08	\$86,855
FIRE ENGINEER	40.00	2,756	\$29.06	\$81,804
FIRE ENGINEER	8.00	2,756	\$28.73	\$81,358
FIREFIGHTER	5.00	2,756	\$23.24	\$66,181
FIREFIGHTER	31.00	2,756	\$25.12	\$69,005
FIREFIGHTER	20.00	2,756	\$27.00	\$76,117
FIREFIGHTER	38.00	2,756	\$27.73	\$78,354
FIREFIGHTER	2.00	2,756	\$29.06	\$83,444
COLUMN TOTALS				
	217.00			

DEPARTMENT OF PUBLIC WORKS



DEPARTMENT OF PUBLIC WORKS

PUBLIC WORKS DIRECTOR (1)

DPW SUPPORT OPERATIONS

Administrative Supervisor (1)

Account Clerk III (1)

Account Clerk II (2)

Administrative Clerk (3)

DPW FINANCIAL OPERATIONS

Financial Supervisor (1)

Time Clerk (1)

PROJECT DEVELOPMENT & CONSTRUCTION SERVICES

Assistant Public Works Director (1)

Assistant City Engineer (1)

Civil Engineer (3)

Construction Inspection Mgr (1)

Engineering Technician (4)

Engineering Aide (5)

**Project Coordinator (1)
New for 2024 Budget**

SPECIAL PROJECTS

Facilities Manager (1)

Civil Engineer II (1)

**Civil Engineer I (1) New
for 2024 Budget**

Engineering Technician (2)

TRAFFIC SECTION

Civil Engineer III (1)

Right of Way Specialist (1)

Engineering Technician (1)

UTILITY & SEWER OPERATIONS

Utility Manager (1)

Public Works Superintendent (1)

SEWER SECTION

Sewer Worker Foreperson (1)

Sewer Technical Worker (1)

Sewer Maintenance Worker-(15)

UTILITY DEVELOPMENT SECTION

Civil Engineer (2)

Erosion Control Specialist (2)

Sr. GIS Analyst (1)

GIS Analyst (1)

Engineering Technician ~~(2)~~(3)

Engineering Aide (1)

Fat, Oil, Grease (FOG) Inspector (1)

Resiliency Coordinator (1)

**Energy Outreach Engagement
Specialist (1) - New, Vacant (Grant
funded)**

Locate Technician (1)

DPW OPERATIONS

Operations Director (1)

ELECTRICAL DIVISION

Electrician Foreperson (1)

Electrician (6)

Communications Technician (1)

STREET SECTION

Public Works Superintendent (1)

Public Works Supervisor (3)

Signs Worker Foreperson (1)

Signs Operator (2)

Signs Laborer (2)

Operator II (13)

Operator I (21)

Truck Driver (16)

Laborer (10)

MOTOR EQUIPMENT SECTION

Fleet Manager (1)

Mechanic Foreperson (1)

Mechanic (12)

Parts Clerk (2)

Building Maintenance
Technician (2)

HVAC Technician (1)

PARKING SECTION

Public Works Superintendent (1)

Parking Maintenance
Technician (10)

Parking Enforcement Officer (4)

SANITATION SECTION

Public Works Superintendent (1)

Truck Driver (23)

Laborer (7)

Fulltime Employees: 209



City of Green Bay 2024 Budget Comments

Department: Department of Public Works

Mission: The Department of Public Works' mission is to provide efficient municipal services and to maintain and construct public works facilities in a cost effective manner for the citizens of Green Bay.

Activities:

Engineering: This division is responsible for designing, inspection and supervising the construction of various public works projects.

Operations: This division maintains all streets and alleys, snow plowing and ice control; collects and transports solid waste and recycling; and maintains and repairs all vehicles and equipment of the Department of Public Works.

Traffic Division: This Division installs and maintains traffic signals, streetlights, traffic signs and pavement markings within the City.

Parking Division: This division is responsible for the operation and maintenance of all city-owned parking lots, ramps and on-street parking meters, and enforcement of parking regulations.

Public Works Administration: This division is responsible for the administrative functions of the Department of Public Works.

Utility Division: This division maintains all storm and sanitary sewer systems, and bridges; assists in dealing with storm water management and erosion control issues; along with answering sanitary and storm water related billing questions.

2023 Accomplishments:

- Continued public education efforts regarding placement of yard waste and leaves in the street.
- Completed our regularly scheduled maintenance and rehabilitation program construction for pavements and sewers.
- Completed installation of new docks for the Metro Boat Launch.
- Continued implementing recommendations from Green Bay Safe Walk & Bike Plan into infrastructure rehabilitation projects.
- Maintained “A” ratings for Financials and Sewer System Rating for Wisconsin Department of Natural Resources Compliance Maintenance Annual Report (CMAR) for the 13th consecutive year.
- Completed update to Downtown Parking Study
- Completed Clean Energy study to help City meet clean energy and carbon reduction goals
- Secured grant to fund Energy Outreach Specialist to assist with delivery of Clean Energy program
- Completed citywide Green Infrastructure Plan development

2024 Goals:

- Continue improvement of DPW safety culture through active training and employee involvement, to reduce the number of crash and injury incidents
- Implement recommendations from 2023 Downtown Parking Study
- Improve employee recruitment and retention efforts
- Continue parking ramp maintenance work
- Continue bridge maintenance and repair work
- Continue to extend life of existing pavements with improvements in Operations Division crack sealing and pavement patching programs
- Continue upgrading sewer lift station data communication, control systems and back-up generator connections to improve reliability during changing climate conditions
- Integrate License Plate Recognition (LPR) technology to streamline parking enforcement.
- Continue to implement Green Infrastructure into reconstruction and redevelopment projects.
- Improve customer service through regular social media outreach on programs administered by Public Works

Major Increases/Decreases in 2023 Budget:

Overall, the levy-supported budget for the Department represents a slight increase to the 2023 budget. A brief description of items having a significant budget impact by Division is provided below.

Engineering

- \$241,000 increase in Salaries, resulting from the combination of implementation of a new pay plan City-wide, the addition of a Civil Engineer and Engineering Technician in the Special Projects Section, and the creation of a Facilities Manager position.
- \$7,000 increase in Contractual Services for additional bridge inspections required in 2024.
- \$6,500 increase in Cell Phones as a new operating expense, previously funded by construction accounts

Operations

- \$380,000 increase in Salaries resulting from the implementation of a new pay plan City-wide
- \$20,000 decrease in Overtime, based upon historical expenditures
- \$5,800 increase in Contractual Services resulting from increases in rent for the West Side Yard Waste facility and HVAC maintenance at our aging shops.
- \$12,000 decrease in Private Equipment Rental to reflect the limited amount of equipment available to rent
- \$222,000 increase in Sanitation Disposal fees to reflect the additional costs associated with the operation of the new Brown County South Landfill.
- \$100,000 increase in Equipment Repairs due to maintaining equipment at or beyond service life instead of replacing it.
- \$344,000 decrease in Gas, Oil, and Lubricants to correct accounting for fuel usage across departments
- \$18,300 decrease in Materials and Supplies to account for lesser salt purchase than what was required in 2022.

Traffic

- \$70,000 increase in Salaries resulting from the implementation of a new pay plan City-wide
- \$148,000 decrease in Street Light Electricity to reflect decreased energy consumption resulting from conversion of lights from incandescent fixtures to LED fixtures



City of Green Bay

CITY OF GREEN BAY NEXT YEAR / CURRENT YEAR BUDGET ANALYSIS

PROJECTION: 20241 2024 BUDGET PROJECTION						FOR PERIOD 99	
ACCOUNTS FOR:							
101 GENERAL	2022 ACTUAL	2023 ORIG BUD	2023 REVISED BUD	2023 ACTUAL	2023 PROJECTION	2024 DEPT/MAYOR	PCT CHANGE
50 DEPT OF PUBLIC WORKS							
43512 DPW RECYCLING GR	-433,623.77	-433,000.00	-433,000.00	-433,537.88	-433,000.00	-433,000.00	.0%
43533 STATE AID-NITSCH	-77,681.81	-250,000.00	-250,000.00	-319,608.64	-250,000.00	-279,300.00	11.7%
43534 STATE AID-TILLEM	-5,894.27	-3,000.00	-3,000.00	-3,186.37	-3,000.00	-3,000.00	.0%
43612 STATE OF WI-MOTO	-21,396.97	.00	.00	-17,068.34	.00	.00	.0%
44311 DPW STREET EXCAV	-132,177.10	-68,000.00	-68,000.00	-154,639.20	-160,000.00	-75,000.00	10.3%
46320 DPW PUB CHGS FOR	-204,831.91	-350,000.00	-350,000.00	-33,233.70	-100,000.00	-230,000.00	-34.3%
46322 SPEC ASSESS-SNOW	-18,296.84	-15,000.00	-15,000.00	-14,715.12	-20,000.00	-15,000.00	.0%
46323 PACKER TRAFFIC R	-46,172.95	-45,000.00	-45,000.00	-37,141.12	-45,000.00	-48,000.00	6.7%
46324 DPW PUB CHGS OR	-27,844.33	-6,000.00	-6,000.00	-23,174.63	-25,000.00	-20,000.00	233.3%
46430 SPECIAL CREW FOR	-141,063.05	-80,000.00	-80,000.00	-86,378.42	-100,000.00	-121,000.00	51.3%
46431 RECYCLING / TRAS	-10,549.30	-11,000.00	-11,000.00	-9,970.35	-11,000.00	-11,000.00	.0%
46432 DPW FREON COLLEC	-430.00	-500.00	-500.00	-495.00	-500.00	-500.00	.0%
46433 APPLIANCE COLLEC	-756.00	.00	.00	-1,686.00	.00	.00	.0%
46434 EARLY SET OUT FE	-51,093.00	-35,000.00	-35,000.00	-39,963.00	-52,000.00	-55,000.00	57.1%
46435 CART RELOCATION	-2,318.00	-1,000.00	-1,000.00	-3,952.00	-4,000.00	-2,500.00	150.0%
46440 SPEC ASSESS-WEED	-43,107.50	-50,000.00	-50,000.00	-37,705.56	-50,000.00	-60,000.00	20.0%
46441 OUT OF SEASON YA	.00	.00	.00	.00	.00	-5,000.00	.0%
46931 DPW EQUIPMENT LA	-111,559.80	-80,000.00	-80,000.00	-106,089.95	-110,000.00	-120,000.00	50.0%
46932 SALE OF MATERIAL	-1,986.00	.00	.00	-36.45	.00	.00	.0%
46935 DPW ADMIN FEE	-41,082.34	-20,000.00	-20,000.00	-20,449.52	-20,000.00	-20,000.00	.0%
46936 DPW ENGINEERING	-40,659.76	-15,000.00	-15,000.00	-12,216.12	-15,000.00	-15,000.00	.0%



City of Green Bay

CITY OF GREEN BAY NEXT YEAR / CURRENT YEAR BUDGET ANALYSIS

PROJECTION: 20241 2024 BUDGET PROJECTION						FOR PERIOD 99	
ACCOUNTS FOR:							
101 GENERAL	2022 ACTUAL	2023 ORIG BUD	2023 REVISED BUD	2023 ACTUAL	2023 PROJECTION	2024 DEPT/MAYOR	PCT CHANGE
46937 BLOCK PARTY PERM	.00	.00	.00	.00	.00	-4,000.00	.0%
47331 DPW INGVT CHGS L	-34,710.04	-42,000.00	-42,000.00	-43,596.06	-42,000.00	-30,000.00	-28.6%
48921 SALE OF SCRAP RE	-45,863.80	-37,000.00	-37,000.00	-47,406.20	-50,000.00	-50,000.00	35.1%
48927 SALE OF RECYCLAB	-255,229.23	-190,000.00	-190,000.00	.00	.00	.00	-100.0%
48930 ACCIDENT REIMBUR	-122,198.29	.00	.00	-94,979.37	-90,000.00	.00	.0%
48990 MISCELLANEOUS RE	-24,031.50	.00	.00	-85.54	.00	.00	.0%
49220 TRANSFER IN - SP	-470,000.00	-470,000.00	-470,000.00	-470,000.00	-470,000.00	-570,000.00	21.3%
50001 REGULAR SALARIES	6,445,963.75	8,065,296.00	8,065,296.00	5,008,590.01	7,599,900.00	8,756,298.00	8.6%
50003 SEASONAL SALARIE	14,967.93	50,000.00	50,000.00	27,910.58	55,200.00	.00	-100.0%
50005 COMP TIME PAID O	121,686.13	.00	.00	97,232.80	.00	.00	.0%
50099 DEPARTMENT TURNO	.00	-209,000.00	-209,000.00	.00	-209,000.00	-154,000.00	-26.3%
50501 OVERTIME	318,880.32	302,500.00	302,500.00	229,154.69	286,500.00	315,900.00	4.4%
51101 VACATION PAY	509,039.79	.00	.00	378,019.52	.00	.00	.0%
51102 HOLIDAY PAY	266,589.43	.00	.00	146,567.36	.00	.00	.0%
51103 PERSONAL DAYS	88,513.23	.00	.00	74,170.24	.00	.00	.0%
51105 FUNERAL LEAVE	17,167.69	.00	.00	10,757.45	.00	.00	.0%
51106 JURY DUTY/WITNES	.00	.00	.00	222.05	.00	.00	.0%
51108 SICK PAY	265,298.20	.00	.00	203,938.01	.00	.00	.0%
51201 HEALTH INSURANCE	1,653,830.32	1,685,180.00	1,685,180.00	1,337,051.15	1,672,787.00	1,801,024.00	6.9%
51202 DENTAL INSURANCE	115,263.52	117,866.00	117,866.00	96,745.12	116,544.00	144,395.00	22.5%
51203 LIFE INSURANCE	8,977.72	9,991.00	9,991.00	7,910.59	9,991.00	10,331.00	3.4%
51210 SOCIAL SECURITY	481,080.50	507,186.00	507,186.00	367,847.79	486,343.00	549,728.00	8.4%



City of Green Bay

CITY OF GREEN BAY NEXT YEAR / CURRENT YEAR BUDGET ANALYSIS

PROJECTION: 20241 2024 BUDGET PROJECTION						FOR PERIOD 99	
ACCOUNTS FOR:							
101 GENERAL	2022 ACTUAL	2023 ORIG BUD	2023 REVISED BUD	2023 ACTUAL	2023 PROJECTION	2024 DEPT/MAYOR	PCT CHANGE
51211 MEDICARE	112,729.22	118,657.00	118,657.00	86,443.23	112,319.00	128,601.00	8.4%
51212 WORKER'S COMPENS	206,412.35	175,908.00	175,908.00	175,882.77	175,908.00	201,684.00	14.7%
51301 WRS - EMPLOYER S	518,908.79	565,619.00	565,619.00	414,676.37	530,706.00	622,215.00	10.0%
51401 CAR ALLOWANCE	.00	540.00	540.00	13.76	180.00	540.00	.0%
51402 CLOTHING ALLOWAN	21,073.98	22,700.00	22,700.00	21,067.50	22,700.00	26,175.00	15.3%
51403 SAFETY GLASSES	8,092.00	7,400.00	7,400.00	5,211.57	7,400.00	7,900.00	6.8%
51404 PERSONAL SUPPLIE	1,419.24	1,500.00	1,500.00	.00	1,500.00	1,500.00	.0%
52001 TRAINING & TRAVE	14,577.03	34,875.00	34,875.00	20,293.74	25,650.00	36,445.00	4.5%
52003 DUES & BONDS	4,405.00	5,400.00	5,400.00	4,063.00	4,600.00	5,600.00	3.7%
52009 RANDOM DRUG & AL	2,852.80	3,100.00	3,100.00	1,529.00	2,200.00	3,100.00	.0%
53001 CONTRACTUAL SERV	71,389.83	244,200.00	244,200.00	255,736.31	259,200.00	257,000.00	5.2%
53002 COPY MACHINE	7,640.47	9,200.00	9,200.00	5,081.65	7,500.00	8,500.00	-7.6%
53010 PRIVATE EQUIPMEN	174,883.04	271,000.00	271,000.00	144,491.25	250,000.00	259,000.00	-4.4%
53011 MONITOR LANDFILL	111,515.85	148,500.00	148,500.00	75,550.08	110,000.00	134,500.00	-9.4%
53012 HAZARDOUS CHEM F	1,072.88	5,000.00	5,000.00	77.69	2,000.00	5,000.00	.0%
53014 LICENSES & PERMI	3,946.30	6,000.00	6,000.00	3,946.30	5,300.00	6,000.00	.0%
53031 ENGINEERING / AD	.00	.00	.00	13,500.00	13,500.00	.00	.0%
53040 SANITATION DISPO	1,454,118.21	1,540,000.00	1,540,000.00	1,067,544.55	1,540,000.00	1,762,000.00	14.4%
54001 MATERIAL & SUPPL	246,358.64	597,000.00	597,000.00	539,837.70	597,000.00	577,700.00	-3.2%
54002 OFFICE SUPPLIES	8,122.73	15,500.00	15,500.00	8,676.92	15,500.00	15,500.00	.0%
54003 HOUSEKEEPING SUP	14,140.76	12,000.00	12,000.00	2,024.83	5,000.00	14,000.00	16.7%
54004 BOOKS MAPS SUBSC	697.74	3,000.00	3,000.00	504.65	1,000.00	3,000.00	.0%



City of Green Bay

CITY OF GREEN BAY NEXT YEAR / CURRENT YEAR BUDGET ANALYSIS

PROJECTION: 20241 2024 BUDGET PROJECTION							FOR PERIOD 99	
ACCOUNTS FOR:								
101 GENERAL	2022 ACTUAL	2023 ORIG BUD	2023 REVISED BUD	2023 ACTUAL	2023 PROJECTION	2024 DEPT/MAYOR	PCT CHANGE	
54006 SAFETY & WELLNES	119.70	2,000.00	2,000.00	716.03	2,000.00	2,000.00	.0%	
54007 PUBLIC EDUCATION	1,736.19	1,500.00	1,500.00	1,340.93	1,500.00	1,500.00	.0%	
54010 GAS OIL LUBE	865,304.29	1,175,000.00	1,175,000.00	525,245.94	850,000.00	831,000.00	-29.3%	
54018 TOOLS & SHOP SUP	109,799.14	93,700.00	93,700.00	97,521.55	107,000.00	116,400.00	24.2%	
54060 SOIL SAND GRAVEL	13,963.58	22,000.00	22,000.00	8,195.99	13,000.00	20,000.00	-9.1%	
54062 PAINT	77,209.48	88,600.00	88,600.00	64,372.95	68,000.00	88,000.00	-.7%	
54063 BARRICADES & CUL	11,800.06	10,000.00	10,000.00	1,186.58	5,000.00	10,000.00	.0%	
54067 PLASTIC BAGS	.00	.00	.00	439.30	500.00	.00	.0%	
54068 RECYCLING PROGRAM	.00	5,000.00	5,000.00	.00	5,000.00	5,000.00	.0%	
54069 SANDBAGS	.00	1,000.00	1,000.00	.00	1,000.00	1,000.00	.0%	
54071 P-CARD EXPENSE	.00	.00	.00	29,610.20	.00	.00	.0%	
55101 EQUIPMENT REPAIR	1,252,855.32	1,104,000.00	1,104,000.00	927,014.50	1,104,000.00	1,203,800.00	9.0%	
55107 STREET LIGHT MAI	137,805.37	85,000.00	85,000.00	48,742.62	85,617.00	88,000.00	3.5%	
55130 CITY EQUIPMENT U	-29.32	.00	.00	.00	.00	.00	.0%	
55140 EQUIPMENT REPLAC	1,095.00	10,400.00	10,400.00	12,186.40	13,800.00	7,000.00	-32.7%	
55141 SIGNAL REPLACEME	102,504.64	105,000.00	105,000.00	135,667.62	140,000.00	105,000.00	.0%	
55150 NEW EQUIPMENT	37,246.11	18,900.00	18,900.00	10,397.56	18,900.00	18,000.00	-4.8%	
55151 NEW SIGNS	59,779.06	75,000.00	75,000.00	40,557.61	55,000.00	70,000.00	-6.7%	
55201 BUILDING REPAIRS	135,687.67	97,000.00	97,000.00	68,989.01	97,000.00	108,000.00	11.3%	
56101 ELECTRICITY	128,486.04	120,200.00	120,200.00	102,766.24	128,200.00	117,200.00	-2.5%	
56102 SIGNAL ELECTRICI	80,647.31	87,000.00	87,000.00	63,691.64	80,000.00	87,000.00	.0%	
56103 STREET LIGHT ELE	1,696,618.55	1,824,000.00	1,824,000.00	1,273,213.81	1,750,000.00	1,676,000.00	-8.1%	



City of Green Bay

CITY OF GREEN BAY NEXT YEAR / CURRENT YEAR BUDGET ANALYSIS

PROJECTION: 20241 2024 BUDGET PROJECTION							FOR PERIOD 99	
ACCOUNTS FOR:								
101 GENERAL	2022 ACTUAL	2023 ORIG BUD	2023 REVISED BUD	2023 ACTUAL	2023 PROJECTION	2024 DEPT/MAYOR	PCT CHANGE	
56201 NATURAL GAS	83,258.31	101,200.00	101,200.00	64,392.28	90,000.00	105,800.00	4.5%	
56302 CELL PHONES	42,290.95	45,380.00	45,380.00	34,788.20	45,380.00	51,350.00	13.2%	
56402 WATER	21,750.72	21,000.00	21,000.00	12,419.08	19,000.00	20,000.00	-4.8%	
56403 SEWER	26,838.87	24,000.00	24,000.00	16,071.06	24,000.00	25,000.00	4.2%	
56404 STORM SEWER UTIL	17,899.83	19,100.00	19,100.00	10,997.23	19,100.00	18,000.00	-5.8%	
57098 DEPT INSURANCE C	183,507.69	200,083.00	200,083.00	203,794.07	200,083.00	217,021.00	8.5%	
59011 CHRISTMAS DECORA	86.43	1,000.00	1,000.00	424.82	1,000.00	1,000.00	.0%	
59012 STREET DECORATIO	1,461.73	1,000.00	1,000.00	.00	1,000.00	1,000.00	.0%	
59013 CASH OVER & SHOR	.00	.00	.00	126.15	.00	.00	.0%	
59014 BAD DEBT EXPENSE	3,433.01	.00	.00	25,881.16	27,500.00	.00	.0%	
50 DEPT OF PUBLIC WORK	16,020,213.56	17,452,681.00	17,452,681.00	12,601,706.22	16,609,508.00	18,326,407.00	5.0%	
TOTAL 101 GENERAL	16,020,213.56	17,452,681.00	17,452,681.00	12,601,706.22	16,609,508.00	18,326,407.00	5.0%	
TOTAL REVENUE	-2,364,557.56	-2,201,500.00	-2,201,500.00	-2,011,314.54	-2,050,500.00	-2,167,300.00	-1.6%	
TOTAL EXPENSE	18,384,771.12	19,654,181.00	19,654,181.00	14,613,020.76	18,660,008.00	20,493,707.00	4.3%	
GRAND TOTAL	16,020,213.56	17,452,681.00	17,452,681.00	12,601,706.22	16,609,508.00	18,326,407.00	5.0%	

** END OF REPORT - Generated by Diana Ellenbecker **

SALARY SUMMARY RATES

Department: PUBLIC WORKS

POSITION	FTE	BUDGETED HOURS	12/31/2024 RATE	2024 BUDGET IMPACT
PUBLIC WORKS DIRECTOR	1.00	2,080	\$77.81	\$158,922
ASSISTANT PUBLIC WORKS DIRECTOR	1.00	2,080	\$61.89	\$126,395
OPERATIONS DIRECTOR (a)	1.00	2,080	\$56.58	\$114,445
<u>Administration Division</u>				
ADMINISTRATIVE SUPERVISOR	1.00	2,080	\$38.06	\$77,985
FINANCIAL SUPERVISOR	1.00	2,080	\$38.06	\$77,820
TIME CLERK	1.00	2,080	\$26.61	\$55,100
<u>Public Works Section</u>				
ADMINISTRATIVE CLERK	1.00	2,080	\$23.04	\$47,410
ADMINISTRATIVE CLERK	1.00	2,080	\$23.04	\$47,365
ADMINISTRATIVE CLERK	1.00	2,080	\$23.04	\$47,018
<u>Parking Section</u>				
ACCOUNT CLERK III	1.00	2,080	\$27.34	\$56,034
ACCOUNT CLERK II	1.00	2,080	\$28.77	\$58,196
ACCOUNT CLERK II	1.00	2,080	\$30.27	\$62,052
<u>Engineering Division</u>				
FACILITIES MANAGER	1.00	2,080	\$52.34	\$107,133
ASST CITY ENGINEER	1.00	2,080	\$48.14	\$97,456
PROJECT COORDINATOR	1.00	2,080	\$25.17	\$52,119
CIVIL ENGINEER II	1.00	2,080	\$38.69	\$79,149
CIVIL ENGINEER II	1.00	2,080	\$44.21	\$91,556
CIVIL ENGINEER I	2.00	2,080	\$36.00	\$73,636
CIVIL ENGINEER I	1.00	2,080	\$34.97	\$72,400
CONSTRUCTION INSPECTION MANAGER	1.00	2,080	\$43.20	\$88,228
ENGINEERING TECH	1.00	2,080	\$36.15	\$74,016
ENGINEERING TECH	1.00	2,080	\$35.19	\$71,126
ENGINEERING TECH	2.00	2,080	\$34.24	\$69,540
ENGINEERING TECH	1.00	2,080	\$33.29	\$67,271
ENGINEERING TECH	1.00	2,080	\$32.34	\$62,780
ENGINEERING AIDE II	4.00	2,080	\$25.90	\$51,033

POSITION	FTE	BUDGETED	12/31/2024	2024 BUDGET
		HOURS	RATE	IMPACT
ENGINEERING AIDE III	1.00	2,080	\$30.59	\$62,224
ENGINEERING AIDE (SEASONAL)	(d) 10.00			
<u>Operations Division</u>				
<u>Motor Equipment Section</u>				
FLEET MANAGER	1.00	2,080	\$44.94	\$90,795
MECHANIC FOREPERSON	1.00	2,080	\$35.19	\$71,886
MECHANIC	7.00	2,080	\$33.21	\$67,487
MECHANIC	2.00	2,080	\$31.46	\$63,349
MECHANIC	3.00	2,080	\$30.59	\$60,350
MECHANIC	1.00	2,080	\$34.08	\$68,904
PARTS CLERK	1.00	2,080	\$31.86	\$64,460
PARTS CLERK	1.00	2,080	\$31.07	\$62,807
HVAC TECH	1.00	2,080	\$29.48	\$60,154
BUILDING MAINTENANCE TECH	1.00	2,080	\$27.34	\$55,216
BUILDING MAINTENANCE TECH	1.00	2,080	\$29.20	\$59,642
<u>Sanitation Section</u>				
PUBLIC WORKS SUPERINTENDENT	1.00	2,080	\$44.94	\$92,120
TRUCK DRIVER	9.00	2,080	\$29.29	\$59,824
TRUCK DRIVER	8.00	2,080	\$29.20	\$59,642
TRUCK DRIVER	3.00	2,080	\$27.34	\$55,935
TRUCK DRIVER	2.00	2,080	\$26.10	\$54,309
TRUCK DRIVER	1.00	2,080	\$25.90	\$52,644
LABORER	1.00	2,080	\$27.89	\$57,432
LABORER	2.00	2,080	\$27.34	\$55,798
LABORER	4.00	2,080	\$25.90	\$53,050
<u>Street Section</u>				
PUBLIC WORKS SUPERINTENDENT	1.00	2,080	\$41.39	\$85,520
PUBLIC WORKS SUPERVISOR	2.00	2,080	\$35.99	\$73,389
PUBLIC WORKS SUPERVISOR	1.00	2,080	\$39.08	\$78,962
SIGNS WORKER FOREPERSON	1.00	2,080	\$33.21	\$68,000
SIGNS OPERATOR	1.00	2,080	\$31.86	\$64,460
SIGNS OPERATOR	1.00	2,080	\$29.48	\$60,282
SIGNS LABORER	1.00	2,080	\$29.29	\$59,824

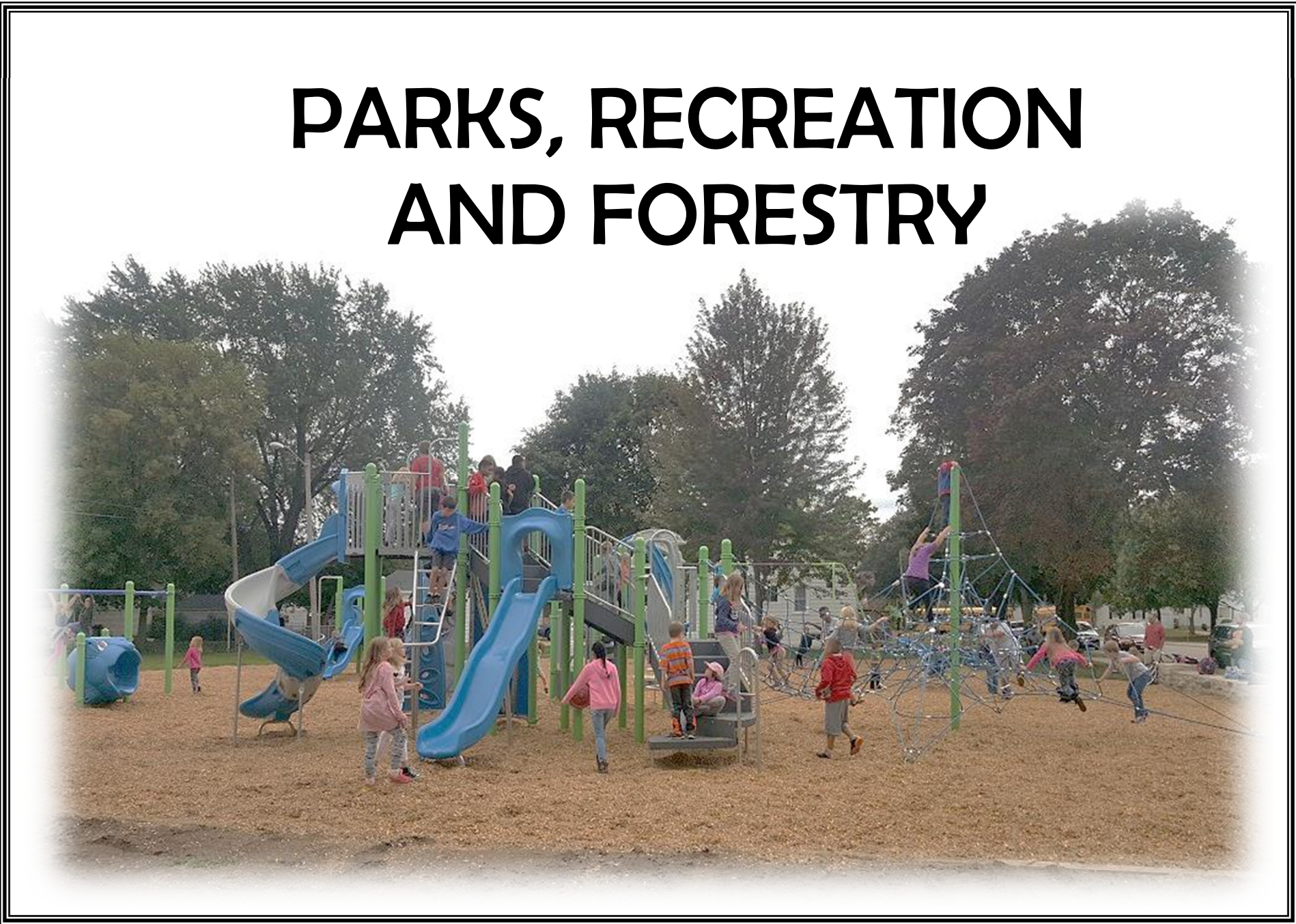
POSITION	FTE	BUDGETED	12/31/2024	2024 BUDGET
		HOURS	RATE	IMPACT
SIGNS LABORER	1.00	2,080	\$29.20	\$59,642
OPERATOR II	6.00	2,080	\$31.86	\$64,460
OPERATOR II	1.00	2,080	\$31.07	\$62,999
OPERATOR II	3.00	2,080	\$30.27	\$62,281
OPERATOR II	1.00	2,080	\$28.68	\$59,136
OPERATOR II	2.00	2,080	\$27.89	\$56,299
OPERATOR I	1.00	2,080	\$29.48	\$59,898
OPERATOR I	5.00	2,080	\$29.29	\$59,825
OPERATOR I	8.00	2,080	\$29.20	\$59,642
OPERATOR I	1.00	2,080	\$28.78	\$60,626
OPERATOR I	1.00	2,080	\$28.77	\$58,887
OPERATOR I	2.00	2,080	\$26.61	\$53,968
OPERATOR I	2.00	2,080	\$25.90	\$52,674
OPERATOR I	1.00	2,080	\$25.17	\$52,119
TRUCK DRIVER	2.00	2,080	\$29.29	\$59,824
TRUCK DRIVER	3.00	2,080	\$29.20	\$59,642
TRUCK DRIVER	1.00	2,080	\$27.34	\$56,034
TRUCK DRIVER	1.00	2,080	\$26.61	\$54,139
TRUCK DRIVER	8.00	2,080	\$25.90	\$52,877
TRUCK DRIVER	1.00	2,080	\$25.17	\$52,119
LABORER	3.00	2,080	\$29.20	\$59,642
LABORER	2.00	2,080	\$26.61	\$53,968
LABORER	4.00	2,080	\$25.90	\$53,022
LABORER	1.00	2,080	\$27.89	\$57,044
<u>Utility Division</u>				
<u>Engineering Section</u>				
UTILITY MANAGER	1.00	2,080	\$49.51	\$102,294
CIVIL ENGINEER	2.00	2,080	\$36.00	\$73,142
EROSION CONTROL SPECIALIST	1.00	2,080	\$35.19	\$72,567
EROSION CONTROL SPECIALIST	1.00	2,080	\$33.29	\$68,787
SR GIS ANALYST	(f) 0.66	2,080	\$40.90	\$55,032
GIS ANALYST	(f) 0.66	2,080	\$33.29	\$44,652
ENGINEERING TECH	2.00	2,080	\$32.29	\$67,498
ENGINEERING TECH	1.00	2,080	\$31.91	\$63,750
ENGINEERING AIDE	1.00	2,080	\$38.05	\$77,882

POSITION	FTE	BUDGETED	12/31/2024	2024 BUDGET
		HOURS	RATE	IMPACT
FAT, OIL, GREASE (FOG) INSPECTOR	1.00	2,080	\$35.19	\$71,202
RESILIENCY COORDINATOR (c)	1.00	2,080	\$38.06	\$77,161
<u>Sewer Section</u>				
PUBLIC WORKS SUPERINTENDENT	1.00	2,080	\$43.76	\$88,818
SEWER WORKER FOREPERSON	1.00	2,080	\$36.15	\$74,017
SEWER TECHNICAL WORKER	1.00	2,080	\$33.21	\$67,790
SEWER MAINTENANCE WORKER	2.00	2,080	\$27.89	\$57,562
SEWER MAINTENANCE WORKER	4.00	2,080	\$29.48	\$60,266
SEWER MAINTENANCE WORKER	5.00	2,080	\$31.07	\$63,485
SEWER MAINTENANCE WORKER	2.00	2,080	\$30.27	\$62,084
SEWER MAINTENANCE WORKER	1.00	2,080	\$31.86	\$64,460
SEWER MAINTENANCE WORKER	1.00	2,080	\$28.68	\$58,507
LOCATE TECHNICIAN LTE	1.00	2,080	\$24.47	\$49,580
<u>Traffic Division</u>				
<u>Engineering Section</u>				
CIVIL ENGINEER	1.00	2,080	\$36.00	\$73,636
RIGHT-OF-WAY SPECIALIST	1.00	2,080	\$39.97	\$81,636
ENGINEERING TECH	1.00	2,080	\$39.69	\$81,053
<u>Electrical Division</u>				
ELECTRICIAN FOREPERSON	1.00	2,080	\$42.00	\$86,008
ELECTRICIAN (b)	1.00	2,080	\$37.03	\$75,776
ELECTRICIAN (b)	2.00	2,080	\$38.06	\$77,908
ELECTRICIAN (b)	2.00	2,080	\$36.00	\$73,643
ELECTRICIAN (b)	1.00	2,080	\$41.14	\$84,286
COMMUNICATIONS TECHNICIAN	1.00	2,080	\$36.15	\$73,556
<u>Parking System Division</u>				
PUBLIC WORKS SUPERINTENDENT	1.00	2,080	\$42.58	\$88,156
PARKING MAINTENANCE TECHNICIAN	1.00	2,080	\$29.20	\$60,266
PARKING MAINTENANCE TECHNICIAN	1.00	2,080	\$27.34	\$55,840
PARKING MAINTENANCE TECHNICIAN	8.00	2,080	\$25.90	\$53,615
PARKING ENFORCEMENT OFFICER	2.00	2,080	\$21.61	\$44,866
PARKING ENFORCEMENT OFFICER	1.00	2,080	\$22.20	\$45,466
PARKING ENFORCEMENT OFFICER	1.00	2,080	\$23.37	\$47,904

POSITION		FTE	BUDGETED HOURS	12/31/2024 RATE	2024 BUDGET IMPACT
SEASONAL EMPLOYEE (MAINTENANCE)	(d)	3.00			
COLUMN TOTALS		222.32			

- (a) 40% of position funded by Parking System Division
- (b) Vacancies filled at the apprentice level
- (c) Partially funded by grant
- (d) Seasonal employees = 13
- (f) 66% of position funded by DPW, 34% of position funded by the I.T. Dept

PARKS, RECREATION AND FORESTRY





City of Green Bay 2024 Budget Comments

Department: Parks, Recreation & Forestry

Mission: To promote wellness and energy through dynamic programs and attractive community spaces.

Activities: The Parks, Recreation & Forestry Department is comprised of Eight Divisions consisting of Park Maintenance, Design & Development/Conservation Corps, Recreation/Pools, Forestry, Bay Beach Amusement Park, Wildlife Sanctuary, Administration, and City Hall.

2023 Accomplishments:

Park Maintenance

- Supported the Cruise Ship arrival and departure of 4 cruise ships at Leicht Park.
- Built and installed a gaga ball at John Muir Park.
- Supported multiple special events including 4th of July at Leicht, Kiddie Carnival and Kids Day, Bellin Run at Astor and Baird Place.
- Installed four water heaters at four park shelters and installed electronic bathroom locks at two shelters.
- Refurbished and painted numerous park shelters.
- Recrowned ballfield number 3 at Colburn and installed scoreboards at Colburn fields one and two.
- Installed a bike repair station along the East River Trail.
- Installed a new disc golf course layout at Triangle Sports Area.
- Completed Joannes Ballfield Stadium right field improvements.
- Maintained all park sites including RDA properties throughout the entire season.
- Installed a new playground at Seymour Park.

- Installed the annual holiday light display at Colburn Park.
- Coordinated with Frisch Park Neighborhood Association to install a sandbox and paint pickleball lines on the tennis courts in Fritsch Park.

Design Development

- Completed the Perkins ballfield renovation.
- Participated in the planning and construction administration for the Shipyard phase 1 project.
- Completed the East River Trail canoe/kayak launch and trail expansion from St. George St. to Webster Ave.
- Completed a master plan for Farlin Park and purchased the splash pad and playground materials for the redevelopment of the park.
- Installed Zone 2 of the food forest development in Seymour Park with collaboration from NEW Leaf Foods, Inc., and the Seymour Park Neighborhood Association.
- Worked collaboratively with DPW on implementing phase 1 of the storm water development on the east side of Seymour Park.
- Ordered playground equipment for Danz Park, Sullivan Park, Brisk Park, and Lakeside Place Park.
- Hired a consultant to design the storm water management for the Beaver Dam culvert & Olde Preble Neighborhood Park project.
- Hired a consultant for design services related to habitat improvements at Joliet Park.
- Collaborated with area partners and municipalities on planning for the proposed East River Water Trail improvements.
- Collaborated with the Baird Creek Preservation Foundation on the installation of the bike skills course at Triangle Hill Sports Area.
- Collaborated with the Department of Community and Economic Development on the Shipyard Phase 1 Development.
- Planning for the installation of snow making equipment, equipment storage shed and storm water management at Triangle Sports Area is near completion.
- A section of the Fox River Trail between Crooks Street and Stuart Street was converted from brick to asphalt.
- Collaborated with Wisconsin Public Service on the reconstruction of a section of the Fox River Trail near Monroe Avenue.
- Continued collaboration with On Broadway Inc. and the consultant on the Leicht Park redevelopment engineering.
- Created a conceptual design concept for the redevelopment of the Joannes Aquatic Center.
- Collaborated with Ducks Unlimited to complete the west managed wetland projects at Ken Euers Nature Area.

Green Bay Conservation Corps Program

- Hired 6 full-time and 15 seasonal AmeriCorps members; hitting full recruitment.
- Engaged over 200 volunteers to complete various projects across the park system.
- Removed over 100 acres of invasive species across numerous parks.
- Completed 15 frog/toad surveys to create a baseline for habitat health and restoration progress.
- Surveyed all parks for presence/absence of pollinator habitat, quality of existing habitat, and potential of establishing new habitats.
- Maintained all biofilters and rain gardens within the park system on a weekly basis.
- Mapped and documented all boardwalks throughout the city to create a priority list of replacements.

- Assisted the Baird Creek Preservation Foundation to address erosion concerns on the trail system.
- Improved trails at the WLS.
- Converted 3,000 sq ft of turf grass into native planting and rain garden to reduce flooding and standing water at Navarino Park.
- Hosted 4 guided tours through parks in the series “Discover Your Parks”.
- Hosted a free educational event teaching homeowners how to install rain gardens.
- Grew approximately 3,000 native plants in a greenhouse and later installed them into numerous parks.
- Partnered with WLS Rangers to move downed trees in lagoon system and address erosion concerns along shoreline.

Recreation/Pools

- Successfully hired and trained enough lifeguards to open and operate all three facilities this summer for the first time since 2018. We had over 150 team members to run our pools this summer.
- Sold over 1,000 season pool passes in 2023. That’s double from what we sold in 2022.
- Added Tot Time@ Resch Aquatic this summer. This was a sensory-friendly swim time for those with young children or those with sensory processing disorders.
- The Summer Playground Program was offered at 16 park locations. The 2023 attendance was 25,000 participants.
- Served over 12,000 meals during the ten-week program.
- The Summer Playground Program provided reading enhancement programs, mobile bike repairs, Einstein Project and environmental/nature programs.
- The LEGO event at Bay Beach had over 3,000 attendees.
- The 8 recreational summer camps held at the Wildlife Sanctuary filled this summer with 120 participants.
- Einstein partnership programs were implemented at all 16 Summer Playground Programs.
- Hosted 2 Pickleball tournaments at Edison Park (Men’s Geezer and 70’s Men’s Double). We saw another increase in overall participation in our weekly programming at Edison Pickleball courts for beginners, intermediate and advanced players.
- Successfully accommodated Schools and Sanctioned groups with their facility rentals, operations, and locations (high schools, middle schools, homeschool groups, parochial leagues, sanctioned leagues, football leagues, adult soccer, elite soccer, ultimate frisbee, cricket and cross country).
- Ran a safe and successful Kiddie Karnival with over 107,000 tickets sold.
- Worked with Eastside Youth Baseball to offer t-ball at the new Colburn ball fields.
- Hosted and facilitated the following department special events: Frenzy on the Fox, Chill Chaser, Kids’ Day, Track & Novelty, Sports Tournament, Drama/Skit Day, Theme Days, Games Day, Slip ‘n Slide Event.
- The third annual Howling Halloween Hike was a success. This event sold out the 600 registrations in less than a day.
- Successfully ran adult softball, football, basketball, and table tennis leagues. Youth Basketball and Soccer skills classes were offered.
- Implemented an adult/youth fall soccer program at Edison Park.
- FIT in the Parks returned to our parks this summer. We ran 6 classes, including the popular Yoga on the Deck.

- Joannes Stadium hosted high school baseball, American Legion, Babe Ruth and the Blue Ribbons semi-pro team. The Blue Ribbons saw another increase in attendance for the 3rd straight year.
- Hosted Mayor's Kids' Day at Leicht Park.
- Held a Latin Fusion Day at the Bay Beach Amusement Park.
- Held a Winter Lighting Event at Colburn Park featuring the Green Bay Southwest Marching Band, Santa Claus, and Scooter's Coffee.
- Participated in seasonal job fairs at the Wildlife Sanctuary, Triangle Ski Hill, Green Bay West High School, UWGB.
- Promoted the City of Green Bay Park & Recreation Department at the Scrooge Event at Convention Center.
- Hosted Wellness Fair at the Wildlife Sanctuary.

Forestry

- Treated 2,100 Ash trees to continue to control Emerald Ash Borer.
- Removed over 1,300 street/park trees. Currently in the process of stump grinding and restoration.
- Tree planting efforts will reach over 650 trees for 2023.
- Second year of Implementation of a gravel bed tree nursery to aid in making tree planting more efficient and increase tree survivability. Early indicators of improved transplant survival rates.
- Implementing a more in-depth internal training program for field staff, along with continued professional improvement training through the CIVMIC Emergent and Perfecting Leadership Programs.
- Implemented and on-boarded the first Arborist Youth Apprentice in City of Green Bay.
- Transitioning to battery powered pruning saws to reduce fuel consumption and lower worker exposures to loud noises and repetitive motion injuries.
- Implemented first year of a 5-year tree inspection/prune cycle program with a goal of rotating through the entire city on a 5-year cycle.

Bay Beach Amusement Park

- Fully staffed for the first time since the pandemic.
- Three full-time mechanics were certified by AIMS International as Maintenance Technicians.
- In conjunction with the Green Bay Optimist Club, held a private evening event for children with special needs.
- The Friends of Bay Beach purchased a used Sea Dragon from Louisiana. Staff installed and ride and it was opened July 4.
- The Friends of Bay Beach purchased a used Bay Beast Tower Ride. Staff is refurbishing the ride and it will be ready for opening day 2024.
- The NebulaZ ride was installed and opened on September 2nd.
- Purchased new Bumper Cars for the 2024 season.
- Remodeled the Gift Shop.
- Added new Beach Treats Concession Stand.
- Revamped all training documents for rides, concessions, and coordinators.
- Updated concession menu offerings leading to our most successful concession sales to date.

- Introduced new bonus incentives, special staff events, a more flexible schedule, and higher pay scales.
- Continued with the revamping of the maintenance program, leading to better record keeping, communication, and most importantly safe and operable rides.

Wildlife Sanctuary

- OAK 4K enrollment numbers are nearing capacity with overwhelmingly positive community support and parental feedback. 2023 program additions include the addition of a hydroponic growing system, beehives, and various equipment for improved program offerings in the nature-based 4K program.
- Replaced aging Whirligig Dock with a new aluminum dock. This area is enjoyed by public observing wildlife and also serves as an outdoor classroom for our programming.
- The Bald Eagle exhibit remodel is completed. The aging natural trees were removed. New perching systems were installed.
- Large areas of invasives, primarily Buckthorn, were removed from many public trail areas, as well as other sanctuary areas, to improve accessibility, wildlife viewing opportunity, and habitat improvement.
- The coyote exhibit shift, holding pens and upper viewing platform were completely rebuilt.
- The walk-in freezer was replaced at the Woodland Building.
- The Sanctuary's wildlife rehabilitation program tops 6500+ admits annually making it the largest wildlife rehabilitation program in the state. We are one of only a couple facilities approved to assist in the rehabilitation of deer, bats, and various other species.
- Opened the Nature Center Visitor Specialist/Welcome Desk and Gift Shop at the Nature Center, leading to a better visitor experience.
- Rentals and other revenue generating opportunities showed a steady increase throughout the year. This venue is becoming popular for business meetings and private events as well as public classes (such as art and cooking) as well as vendor/craft fairs.
- The installation of a new statue/exhibit in memory of our otters, Sammy and Sadie will be installed by the end of the year. The exhibit is designed to be immersive and teach about natural history of these animals and honor the memory of our old ambassadors.

Administration

- Increased our social media presence and advertising reach.
- Implemented a complete redesign of the Wildlife Sanctuary Website. This site aligns with the updated city website, providing a much cleaner/updated look and improved visitor experience.
- Streamlined the seasonal payroll and hiring process which resulted in all seasonal positions being filled this season.
- Redesigned the press release process to have a more consistent and effective reach.
- Updated gift shop merchandise on various items at Bay Beach and at the Wildlife Sanctuary.
- Reworking all materials to fit City-Wide branding initiatives.

City Hall

- A Washer and Dryer was installed to help reduce the overall annual laundry budget.
- A new roof was installed in October.
- A room in the Purchasing Department was renovated to accommodate additional office space.
- Remodeled of a section of the 4th floor to accommodate the expansion of the Risk Management and Health offices.

2024 Goals

- Construct the new destination playground, splashpad and barn at the JBS site.
- Install a new all-inclusive playground at Bay Beach Amusement Park.
- Open Bay Beast ride, debut the new Bumper Cars and repair the Giant Slide stairs at Bay Beach Amusement Park.
- Construct the wildlife viewing platform, stormwater management pond and shoreline walk at Bay Beach Amusement Park.
- Install Phase 1 of the Farlin Park master plan.
- Install a scoreboard, sports lighting, netting, batting cages and walks for the new ballfield at Perkins Park.
- Implement and proceed with encroachment inspections.
- Install snowmaking equipment at the Triangle Sports tubing hill.
- Install new backstop netting at the Joannes baseball stadium.
- Replace the roof at the old Park shop, Joannes Aquatic Center and Park shelters at Beaumont, Kennedy and Perkins.
- The Green Bay Conservation Corps will aim to improve a minimum of 120 acres of parks and greenways, two miles of trails, along with mapping and surveying over 300 acres.
- The Conservation Corps will host volunteer and educational events open to the public; expecting to engage over 300 community members.
- Due to changes in the state operating code, additional training will be required of lifeguards. Develop a strategy to assist with the additional training needed for lifeguards at our outdoor pools.
- Develop annual reports and summaries of all recreation and aquatic programs and facilities.
- Develop and distribute educational and marketing materials to promote the summer playground program.
- Help facilitate youth baseball and softball tournaments at Colburn Park through our sanctioned leagues.
- Offer 2 additional summer camps at an eastside and westside location.
- Continue monthly themed events during city Band concerts at St. James Park.
- Treat 2000 Ash trees to continue management of Emerald Ash Borer.
- Complete the final year of wide scale ash street tree removals of over 900 trees.
- Research improvements to city tree nursery production and move forward with relocation of nursery to grow more trees.
- Continue to work with Public Works in refining street tree preservation during sidewalk and road construction projects.
- Continue to develop policies to encourage the increase in City wide tree canopy cover.

- Research feasibility of implementing Arborist Apprenticeship program to create pipeline of future workforce and increase productivity of the forestry division in a cost-effective manner.
- Remove the old deer observation tower at the Wildlife Sanctuary and reopen the exhibit.
- Add a new security system to all three main buildings at the Wildlife Sanctuary.
- Reconstruct and install an expanded parking lot at the Wildlife Sanctuary Nature Center along with a new ADA ramp to the 4K building.
- Re-model the bird exhibits at the Wildlife Sanctuary, including the construction of a new walk-through aviary.
- Establish Wildlife Sanctuary maps and all promotional materials in Hmong and Spanish and have available to patrons.
- Develop a master plan for the Bay Beach Wildlife Sanctuary.
- Construct a new stage and park shelter building at Leicht Memorial Park.
- Complete the engineering and construction of the ARPA funded Bay Beach Amusement Park pavilion renovations and the solar project.
- Install new playgrounds at Danz Park east & west, Sullivan Park, Murphy Park, Brisk Park, Lakeside Place Park.
- Order playground equipment for Colburn Park north and Beaumont Park.
- Install utilities to a new donated concession shelter with restrooms at Finger Road Softball Complex.
- Resurface the parking lot at Joannes Park/East High.
- Construct the west storm water management feature at Seymour Park.
- Begin Phase II of the Shipyard design work.
- Install one new dog park in the City.
- Install a new tree nursery at Fort Howard Park.
- Improve fat-tire bike trails, Baird Creek bike skills course programming and other trail focused initiatives.
- Install stormwater management and a walk to the playground at Olde Preble Neighborhood Park.
- Complete the engineering for a large habitat restoration project at Joliet Park.
- Install the east river trail section and urban plaza along Main Street between Baird Street and Irwin Ave.
- Install pickleball courts at Murphy Park.
- Implement improvements to the natural area on the east side of Perkins Park.
- Replace underground gas tanks at the Park Shop.
- Complete the engineering for the Beaver Dam Park culvert replacement.
- Hire a consultant to complete the design for renovations to the Joannes Skatepark.

Major Increases/Decreases in 2024 Budget:

- Expense increases in regular salaries and benefits and equipment repair.
- Reduced fuel based on market rate.



City of Green Bay

CITY OF GREEN BAY NEXT YEAR / CURRENT YEAR BUDGET ANALYSIS

PROJECTION: 20241 2024 BUDGET PROJECTION						FOR PERIOD 99	
ACCOUNTS FOR:							
101 GENERAL	2022 ACTUAL	2023 ORIG BUD	2023 REVISED BUD	2023 ACTUAL	2023 PROJECTION	2024 DEPT/MAYOR	PCT CHANGE
60 PARKS, REC AND FORESTRY							
43511 STATE GRANTS	-44,913.25	-378,745.00	-378,745.00	-183,829.60	-378,745.00	-378,573.00	.0%
43612 STATE OF WI-MOTO	-8,203.42	-9,600.00	-9,600.00	-6,418.19	-8,500.00	-9,600.00	.0%
43810 PMT FROM GB PUBL	-191,400.00	-205,900.00	-205,900.00	-85,550.00	-205,900.00	-205,900.00	.0%
45190 ENCROACHMENT	.00	-5,000.00	-5,000.00	.00	.00	-5,000.00	.0%
46370 MARINA RENTAL	.00	.00	.00	-9,500.00	.00	.00	.0%
46720 ADMIN SERVICE CH	-6.00	.00	.00	.00	.00	.00	.0%
46732 RENTAL AND ADMIS	-138,952.18	-261,969.00	-261,969.00	-146,343.12	-135,923.50	-254,011.00	-3.0%
46734 RESIDENT FEES	-67,997.87	-128,200.00	-128,200.00	-98,841.31	-90,855.00	-455,375.00	255.2%
46735 NON-RESIDENT FEE	-41,512.09	-9,141.00	-9,141.00	-40,216.50	-21,395.00	-6,635.00	-27.4%
46737 ADMISSIONS	-131,231.38	-334,222.00	-334,222.00	-195,666.55	-219,346.55	-20,700.00	-93.8%
46812 FORESTRY	.00	-24.00	-24.00	-58.82	-24.00	-24.00	.0%
46813 FORESTRY - WOOD	-120.00	-427.00	-427.00	-797.76	-427.00	-427.00	.0%
46814 TREE REPLACEMENT	-4,503.00	-360.00	-360.00	-2,290.00	-360.00	-360.00	.0%
46816 GARDEN PLOTS	-1,160.00	-1,200.00	-1,200.00	-1,200.00	-1,200.00	-1,200.00	.0%
46911 RECREATION-CONCE	-10,713.89	-4,598.00	-4,598.00	-10,807.26	-16,000.00	-4,598.00	.0%
46913 POOLS - CONCESSI	-73,927.95	-90,626.00	-90,626.00	-90,314.65	-89,819.94	-90,626.00	.0%
46915 WLS - CONCESSION	-88,232.30	-172,000.00	-172,000.00	-173,206.12	-180,270.58	-162,000.00	-5.8%
48220 RENTAL OF PROPER	.00	-7,500.00	-7,500.00	.00	.00	.00	-100.0%
48400 INSURANCE RECOVE	.00	.00	.00	-96,893.49	-93,893.49	.00	.0%
48590 DONATIONS REVENU	-41,833.28	-12.00	-12.00	-9,021.55	-8,562.00	-12.00	.0%
48591 SPONSORSHIPS	-1,000.00	-12,000.00	-12,000.00	-3,000.00	-3,500.00	-12,000.00	.0%



City of Green Bay

CITY OF GREEN BAY NEXT YEAR / CURRENT YEAR BUDGET ANALYSIS

PROJECTION: 20241 2024 BUDGET PROJECTION							FOR PERIOD 99	
ACCOUNTS FOR:								
101 GENERAL	2022 ACTUAL	2023 ORIG BUD	2023 REVISED BUD	2023 ACTUAL	2023 PROJECTION	2024 DEPT/MAYOR	PCT CHANGE	
48592 LOCAL GRANTS	.00	.00	.00	-7,400.00	.00	.00	.0%	
48923 WPRA TICKET REVE	-1,643.25	.00	.00	-6,735.00	.00	.00	.0%	
48990 MISCELLANEOUS RE	-1,260.70	.00	.00	-15,025.00	-14,525.00	-8,000.00	.0%	
50001 REGULAR SALARIES	3,483,943.93	4,287,373.00	4,287,373.00	2,727,318.63	4,287,373.00	4,760,710.00	11.0%	
50003 SEASONAL SALARIE	611,897.61	1,582,152.00	1,582,152.00	1,248,295.56	1,486,487.32	1,575,413.00	-.4%	
50005 COMP TIME PAID O	55,326.04	.00	.00	23,160.42	.00	.00	.0%	
50099 DEPARTMENT TURNO	.00	-74,000.00	-74,000.00	.00	-74,000.00	-78,000.00	5.4%	
50501 OVERTIME	22,006.78	23,484.00	23,484.00	15,979.29	22,259.00	23,484.00	.0%	
51101 VACATION PAY	232,568.67	.00	.00	194,435.13	.00	.00	.0%	
51102 HOLIDAY PAY	127,905.54	.00	.00	68,095.20	.00	.00	.0%	
51103 PERSONAL DAYS	46,712.53	.00	.00	39,377.66	.00	.00	.0%	
51105 FUNERAL LEAVE	7,610.72	.00	.00	7,275.45	.00	.00	.0%	
51106 JURY DUTY/WITNES	-16.00	.00	.00	354.16	.00	.00	.0%	
51108 SICK PAY	136,497.83	.00	.00	122,871.02	.00	.00	.0%	
51110 UNEMPLOYMENT COM	3,119.79	1,800.00	1,800.00	295.64	600.00	1,800.00	.0%	
51201 HEALTH INSURANCE	794,172.52	824,334.00	824,334.00	637,506.08	824,334.00	833,403.00	1.1%	
51202 DENTAL INSURANCE	56,949.99	60,623.00	60,623.00	45,792.26	60,623.00	58,955.00	-2.8%	
51203 LIFE INSURANCE	4,664.04	5,204.00	5,204.00	4,177.85	5,204.00	5,459.00	4.9%	
51210 SOCIAL SECURITY	246,696.18	287,464.00	287,464.00	204,823.05	287,464.00	304,686.00	6.0%	
51211 MEDICARE	66,415.25	76,307.00	76,307.00	62,898.23	76,307.00	78,701.00	3.1%	
51212 WORKER'S COMPENS	151,257.98	29,665.00	29,665.00	32,601.83	29,665.00	68,046.00	129.4%	
51301 WRS - EMPLOYER S	265,752.36	291,691.00	291,691.00	215,385.58	291,691.00	328,630.00	12.7%	



City of Green Bay

CITY OF GREEN BAY NEXT YEAR / CURRENT YEAR BUDGET ANALYSIS

PROJECTION: 20241 2024 BUDGET PROJECTION FOR PERIOD 99

ACCOUNTS FOR:	2022 ACTUAL	2023 ORIG BUD	2023 REVISED BUD	2023 ACTUAL	2023 PROJECTION	2024 DEPT/MAYOR	PCT CHANGE
101 GENERAL							
51401 CAR ALLOWANCE	2,088.84	6,385.00	6,385.00	2,515.90	3,099.61	3,550.00	-44.4%
51402 CLOTHING ALLOWAN	10,747.09	17,569.00	17,569.00	11,839.20	12,357.00	17,113.00	-2.6%
51403 SAFETY GLASSES	1,335.11	1,700.00	1,700.00	775.11	1,000.00	1,700.00	.0%
51404 PERSONAL SUPPLIE	3,396.00	3,096.00	3,096.00	2,924.46	2,924.46	3,096.00	.0%
52001 TRAINING & TRAVE	9,230.99	15,757.00	15,757.00	6,881.46	15,169.46	12,556.00	-20.3%
52003 DUES & BONDS	1,342.90	2,600.00	2,600.00	324.00	2,380.00	2,151.00	-17.3%
52005 RECORDS CHECKS	3,095.32	2,575.00	2,575.00	2,485.90	3,258.00	4,375.00	69.9%
52006 EMPLOYEE MED EXP	878.00	1,300.00	1,300.00	536.00	750.00	1,300.00	.0%
52008 LAUNDRY	5,655.86	3,374.00	3,374.00	4,878.04	6,027.19	3,960.00	17.4%
53001 CONTRACTUAL SERV	229,036.67	249,991.00	249,991.00	190,088.37	266,379.90	421,570.00	68.6%
53002 COPY MACHINE	3,524.86	4,016.00	4,016.00	2,766.11	4,330.04	4,016.00	.0%
53004 ADVERTISING	4,358.29	7,760.00	7,760.00	609.15	1,100.00	4,800.00	-38.1%
53014 LICENSES & PERMI	5,852.11	8,023.00	8,023.00	6,682.22	6,502.23	7,680.00	-4.3%
53038 CREDIT CARD FEES	2,086.02	5,000.00	5,000.00	5,201.89	5,700.00	5,000.00	.0%
54001 MATERIAL & SUPPL	298,116.55	266,580.00	266,580.00	270,737.47	272,920.35	293,568.00	10.1%
54002 OFFICE SUPPLIES	11,245.49	8,900.00	8,900.00	3,379.72	8,711.25	8,700.00	-2.2%
54003 HOUSEKEEPING SUP	10,883.54	20,000.00	20,000.00	10,630.65	15,757.00	12,500.00	-37.5%
54004 BOOKS MAPS SUBSC	100.00	310.00	310.00	.00	200.00	310.00	.0%
54010 GAS OIL LUBE	218,300.86	245,000.00	245,000.00	146,265.80	219,400.00	215,000.00	-12.2%
54011 GAS & PROPANE	6,824.74	14,500.00	14,500.00	6,639.09	7,500.00	14,500.00	.0%
54018 TOOLS & SHOP SUP	803.55	500.00	500.00	118.00	500.00	500.00	.0%
54060 SOIL SAND GRAVEL	29,098.47	22,052.00	22,052.00	21,580.75	26,770.00	21,782.00	-1.2%



City of Green Bay

CITY OF GREEN BAY NEXT YEAR / CURRENT YEAR BUDGET ANALYSIS

PROJECTION: 20241 2024 BUDGET PROJECTION						FOR PERIOD 99	
ACCOUNTS FOR:							
101 GENERAL	2022 ACTUAL	2023 ORIG BUD	2023 REVISED BUD	2023 ACTUAL	2023 PROJECTION	2024 DEPT/MAYOR	PCT CHANGE
54062 PAINT	26,385.54	37,150.00	37,150.00	29,785.58	37,150.00	37,500.00	.9%
54071 P-CARD EXPENSE	.00	.00	.00	14,956.13	.00	.00	.0%
54072 CONCESSIONS	80,275.80	81,149.00	81,149.00	86,938.79	147,989.59	74,349.00	-8.4%
54073 HORTICULTURAL MA	5,845.44	32,668.00	32,668.00	14,795.73	30,625.70	18,250.00	-44.1%
54074 CHEMICALS CONTRA	65,279.94	64,530.00	64,530.00	78,356.55	131,864.97	67,570.00	4.7%
55101 EQUIPMENT REPAIR	213,665.56	229,050.00	229,050.00	269,188.53	336,917.21	293,289.00	28.0%
55103 PLAYGROUND EQUIP	56,030.02	51,300.00	51,300.00	38,445.77	76,974.89	74,963.00	46.1%
55120 EQUIPMENT RENTAL	18,516.71	19,595.00	19,595.00	24,406.65	18,327.00	19,482.03	-.6%
55121 LEASE PAYMENT	.00	.00	.00	.00	.00	3,600.00	.0%
55140 EQUIPMENT REPLAC	.00	5,500.00	5,500.00	4,395.00	4,395.00	.00	-100.0%
55150 NEW EQUIPMENT	31,920.00	8,000.00	8,000.00	.00	8,000.00	.00	-100.0%
55201 BUILDING REPAIRS	91,432.42	129,000.00	129,000.00	79,069.16	100,579.25	130,225.61	1.0%
55301 PAVEMENT/SIDEWAL	.00	4,000.00	4,000.00	1,024.50	4,000.00	3,999.50	.0%
56101 ELECTRICITY	342,871.89	362,000.00	362,000.00	288,133.30	378,888.44	360,172.54	-.5%
56201 NATURAL GAS	82,546.48	86,500.00	86,500.00	80,935.58	113,837.79	85,109.68	-1.6%
56202 PROPANE	25,284.04	18,000.00	18,000.00	5,852.21	16,464.70	19,556.97	8.6%
56302 CELL PHONES	11,836.10	14,903.00	14,903.00	9,570.78	14,346.01	14,331.00	-3.8%
56402 WATER	96,944.06	88,100.00	88,100.00	28,162.61	53,640.37	83,280.00	-5.5%
56403 SEWER	28,517.35	23,900.00	23,900.00	15,381.70	28,584.37	24,803.70	3.8%
56404 STORM SEWER UTIL	87,044.31	71,358.00	71,358.00	39,370.43	71,413.56	61,400.28	-14.0%
57098 DEPT INSURANCE C	91,286.17	100,687.00	100,687.00	102,109.19	100,687.00	117,964.00	17.2%
59010 WPRA TICKET PROG	1,537.50	.00	.00	6,569.25	.00	.00	.0%



City of Green Bay

CITY OF GREEN BAY NEXT YEAR / CURRENT YEAR BUDGET ANALYSIS

PROJECTION: 20241 2024 BUDGET PROJECTION FOR PERIOD 99

ACCOUNTS FOR:	2022 ACTUAL	2023 ORIG BUD	2023 REVISED BUD	2023 ACTUAL	2023 PROJECTION	2024 DEPT/MAYOR	PCT CHANGE
101 GENERAL							
59013 CASH OVER & SHOR	24.04	140.00	140.00	1,480.36	1,053.01	140.00	.0%
60 PARKS, REC AND FORE	7,680,115.83	8,109,091.00	8,109,091.00	6,384,315.21	8,387,235.61	8,895,959.31	9.7%
TOTAL 101 GENERAL	7,680,115.83	8,109,091.00	8,109,091.00	6,384,315.21	8,387,235.61	8,895,959.31	9.7%
TOTAL REVENUE	-848,610.56	-1,621,524.00	-1,621,524.00	-1,183,114.92	-1,469,247.06	-1,615,041.00	-.4%
TOTAL EXPENSE	8,528,726.39	9,730,615.00	9,730,615.00	7,567,430.13	9,856,482.67	10,511,000.31	8.0%
GRAND TOTAL	7,680,115.83	8,109,091.00	8,109,091.00	6,384,315.21	8,387,235.61	8,895,959.31	9.7%

** END OF REPORT - Generated by Diana Ellenbecker **

SALARY SUMMARY RATES

Department: PARKS, RECREATION & FORESTRY



POSITION		FTE	BUDGETED HOURS	12/31/2024 RATE	2024 BUDGET IMPACT
PARKS, RECREATION & FORESTRY DIRECTOR	(c)	1.00	2,080	\$65.20	\$134,170
DEPUTY DIRECTOR		1.00	2,080	\$53.75	\$111,303
<i>Office</i>					
ADMINISTRATIVE MANAGER	(c)	1.00	2,080	\$39.80	\$81,532
MARKETING COORDINATOR	(c)	1.00	2,080	\$27.89	\$56,396
ACCOUNTING ASSISTANT	(c)	1.00	2,080	\$30.59	\$62,364
ADMIN CLERK	(c)	3.00	2,080	\$24.29	\$49,093
<i>Parks</i>					
PARK SUPERINTENDENT	(c)	1.00	2,080	\$45.36	\$92,112
PARK SUPERVISOR		0.50	2,080	\$36.00	\$36,282
PARK SUPERVISOR	(c)	1.00	2,080	\$39.08	\$80,903
PARK SUPERVISOR		1.00	2,080	\$36.00	\$73,224
MECHANIC	(c)	1.00	2,080	\$34.08	\$69,944
MECHANIC	(c)	2.00	2,080	\$33.21	\$68,125
MECHANIC	(c)	1.00	2,080	\$32.33	\$67,363
MECHANIC	(c)	1.00	2,080	\$30.59	\$63,404
MECHANIC FOREPERSON	(c)	1.00	2,080	\$34.24	\$70,224
HVAC SPECIALIST		1.00	2,080	\$33.21	\$67,578
MASTER PLUMBER		1.00	2,080	\$36.15	\$74,016
PAINTER		1.00	2,080	\$31.07	\$63,895
SR. CARPENTER		1.00	2,080	\$34.96	\$70,706
CARPENTER		1.00	2,080	\$30.27	\$61,672
CARPENTER		1.00	2,080	\$28.68	\$58,632
POOL MAINTENANCE SPECIALIST		1.00	2,080	\$31.86	\$64,460
PARTS CLERK		1.00	2,080	\$31.07	\$62,807
PARK MAINTENANCE FOREPERSON		1.00	2,080	\$31.86	\$64,460
PARK MAINTENANCE FOREPERSON		1.00	2,080	\$30.27	\$62,429
PARK MAINTENANCE WORKER		9.00	2,080	\$25.90	\$52,980
PARK MAINTENANCE WORKER		3.00	2,080	\$26.61	\$54,025
PARK MAINTENANCE WORKER		3.00	2,080	\$27.34	\$55,489
PARK MAINTENANCE WORKER		2.00	2,080	\$28.77	\$59,432

POSITION	FTE	BUDGETED HOURS	12/31/2024 RATE	2024 BUDGET IMPACT
PARK MAINTENANCE WORKER	5.00	2,080	\$29.20	\$59,642
<u>City Hall Maintenance</u>				
PARK SUPERVISOR	0.50	2,080	\$36.00	\$36,282
BUILDING SERVICES COORDINATOR	1.00	2,080	\$28.68	\$58,190
CUSTODIAN II	1.00	2,080	\$24.47	\$50,616
CUSTODIAN I	1.00	2,080	\$21.61	\$44,469
CLEANER - PARTTIME	0.86	884	\$18.43	\$16,485
CLEANER - PARTTIME	0.86	884	\$18.37	\$16,432
CLEANER - PARTTIME	0.86	884	\$18.25	\$16,326
<u>Park Design & Development</u>				
PARK PLANNER	1.00	2,080	\$43.76	\$88,818
CIVIL ENGINEER II	1.00	2,080	\$43.12	\$88,307
CONSERVATION CORP COORDINATOR	(d) 1.00	2,080	\$30.59	\$62,082
CONSERVATION CORP FIELD ASSISTANT	(d) 1.00			\$53,228
<u>Wildlife Sanctuary</u>				
WILDLIFE SANCTUARY SUPERINTENDENT	1.00	2,080	\$40.90	\$84,346
CURATOR OF ANIMALS	1.00	2,080	\$36.15	\$73,018
SENIOR ANIMAL KEEPER	1.00	2,080	\$30.59	\$61,733
SENIOR ANIMAL KEEPER	1.00	2,080	\$31.46	\$63,686
PARK RANGER II	1.00	2,080	\$30.59	\$63,340
PARK RANGER I	1.00	2,080	\$31.07	\$63,767
CHIEF NATURALIST	1.00	2,080	\$36.15	\$73,018
NATURALIST	1.00	2,080	\$33.21	\$67,091
CUSTODIAN I	1.00	2,080	\$21.61	\$44,474
4K TEACHER	(b) 1.66	1,720	\$26.63	\$45,529
4K NATURALIST	(b) 1.66	1,760	\$20.45	\$42,280
ANIMAL KEEPER * (4)	(a)			
HORTICULTURIST * (1)	(a)			
VISITOR SPECIALIST * (5)	(a)			
SEASONAL/SUMMER MAINTENANCE	(a)			
<u>Forestry</u>				
CITY FORESTER	(f) 1.00	2,080	\$42.00	\$86,446
FORESTRY SUPERVISOR	(f) 2.00	2,080	\$36.00	\$72,565

POSITION		FTE	BUDGETED HOURS	12/31/2024 RATE	2024 BUDGET IMPACT
ARBORIST II	(f)	4.00	2,080	\$31.86	\$64,461
ARBORIST II	(f)	1.00	2,080	\$31.07	\$63,896
ARBORIST II	(f)	4.00	2,080	\$27.89	\$56,880
ARBORIST I	(f)	1.00	2,080	\$29.20	\$59,642
ARBORIST I	(f)	2.00	2,080	\$28.77	\$58,828
ARBORIST I	(f)	2.00	2,080	\$25.90	\$52,411
MECHANIC	(f)	1.00	2,080	\$30.59	\$64,244
<u>Recreation</u>					
RECREATION MANAGER		1.00	2,080	\$42.00	\$84,868
RECREATION SUPERVISOR		1.00	2,080	\$40.11	\$81,076
RECREATION SUPERVISOR		1.00	2,080	\$41.14	\$83,209
RECREATION COORDINATOR		1.00	2,080	\$27.89	\$57,748
<u>Special Facilities</u>					
PARK FACILITIES SUPERINTENDENT	(c)	1.00	2,080	\$44.22	\$89,451
PARK FACILITIES SUPERVISOR	(c)	1.00	2,080	\$41.14	\$83,209
PARK FACILITIES SUPERVISOR	(c)	1.00	2,080	\$38.06	\$77,409
COLUMN TOTALS		96.9			

- (a) Number of positions vary according to need and amount budgeted.
- (b) Contractual employee reimbursed by GBAP Schools.
- (c) Also funded by Bay Beach
- (d) Partially funded by AmeriCorps Grant
- (f) 88% of Forestry expenses paid by Storm Water

MISCELLANEOUS





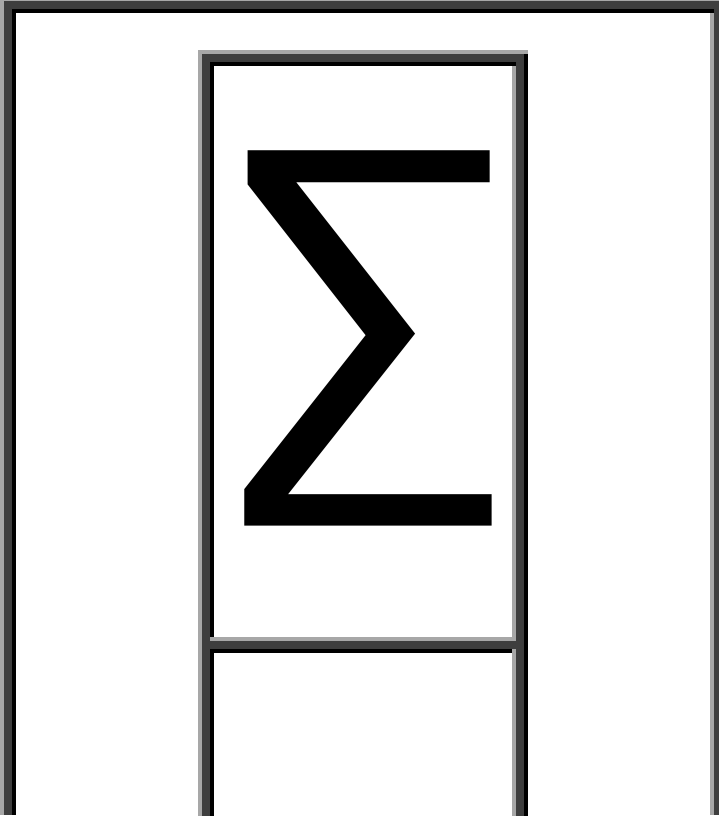
City of Green Bay

CITY OF GREEN BAY NEXT YEAR / CURRENT YEAR BUDGET ANALYSIS

PROJECTION: 20241 2024 BUDGET PROJECTION							FOR PERIOD 99
ACCOUNTS FOR:	2022 ACTUAL	2023 ORIG BUD	2023 REVISED BUD	2023 ACTUAL	2023 PROJECTION	2024 DEPT/MAYOR	PCT CHANGE
101 GENERAL							
99 MISCELLANEOUS							
50099 DEPARTMENT TURNO	.00	-336,000.00	-336,000.00	.00	-336,000.00	-376,000.00	11.9%
51110 UNEMPLOYMENT COM	24.43	.00	.00	19.84	.00	.00	.0%
51212 WORKER'S COMPENS	22,870.09	4,360.00	4,360.00	3,716.23	4,360.00	8,848.00	102.9%
52003 DUES & BONDS	17,304.95	25,500.00	25,500.00	18,722.07	25,500.00	25,500.00	.0%
53001 CONTRACTUAL SERV	60,703.45	38,327.00	38,327.00	19,066.62	38,327.00	60,000.00	56.5%
54092 COMMUNITY SUPPOR	14,519.32	15,000.00	15,000.00	6,307.67	15,000.00	15,000.00	.0%
56101 ELECTRICITY	1,657.80	1,800.00	1,800.00	1,099.15	1,800.00	1,800.00	.0%
56301 TELEPHONE	65,382.82	70,000.00	70,000.00	71,643.34	70,000.00	70,000.00	.0%
57090 ALLOC GEN LIAB I	-666,824.99	-784,550.00	-784,550.00	-415,975.33	-784,550.00	-826,880.00	5.4%
57091 ALLOC WORK COMP	-1,088,198.03	-939,041.28	-939,041.28	-691,398.97	-939,041.28	-1,053,311.00	12.2%
57098 DEPT INSURANCE C	-40,492.96	210,918.00	210,918.00	80,001.31	210,918.00	193,841.00	-8.1%
59001 CONTINGENCY	.00	250,000.00	244,643.36	.00	244,643.36	300,000.00	22.6%
59014 BAD DEBT EXPENSE	-3,981.22	.00	.00	-8,004.58	.00	-5,000.00	.0%
59019 PROPERTY TAXES E	.00	.00	.00	5,356.64	.00	.00	.0%
99 MISCELLANEOUS	-1,617,034.34	-1,443,686.28	-1,449,042.92	-909,446.01	-1,449,042.92	-1,586,202.00	9.5%
TOTAL 101 GENERAL	-1,617,034.34	-1,443,686.28	-1,449,042.92	-909,446.01	-1,449,042.92	-1,586,202.00	9.5%
TOTAL REVENUE	.00	.00	.00	.00	.00	.00	.0%
TOTAL EXPENSE	-1,617,034.34	-1,443,686.28	-1,449,042.92	-909,446.01	-1,449,042.92	-1,586,202.00	9.5%
GRAND TOTAL	-1,617,034.34	-1,443,686.28	-1,449,042.92	-909,446.01	-1,449,042.92	-1,586,202.00	9.5%

** END OF REPORT - Generated by Diana Ellenbecker **

GENERAL FUND TOTALS



Σ



City of Green Bay

CITY OF GREEN BAY NEXT YEAR / CURRENT YEAR BUDGET ANALYSIS

PROJECTION: 20241 2024 BUDGET PROJECTION							FOR PERIOD 99
ACCOUNTS FOR:							
101 GENERAL	2022 ACTUAL	2023 ORIG BUD	2023 REVISED BUD	2023 ACTUAL	2023 PROJECTION	2024 DEPT/MAYOR	PCT CHANGE
41110 CURR REAL PROPER	-44,135,160.47	-47,575,728.78	-47,575,728.78	-47,575,728.78	-47,575,728.78	-48,443,726.66	1.8%
41112 OMITTED TAXES	-1,553.02	.00	.00	.00	.00	.00	.0%
41121 AG USE CONVERSIO	-660.86	.00	.00	-660.86	-660.86	.00	.0%
41132 COAL TAX	-5,128.38	-5,447.00	-5,447.00	-5,446.94	-5,447.00	-5,570.00	2.3%
41133 RAILROAD TERMINA	-2,092.54	-2,092.00	-2,092.00	.00	-2,092.00	-2,092.00	.0%
41140 TRAILER COURTS	-34,065.31	-35,800.00	-35,800.00	-26,671.35	-35,800.00	-30,895.00	-13.7%
41210 HOTEL-MOTEL ROOM	-596,278.45	-600,000.00	-600,000.00	-417,885.67	-605,000.00	-630,000.00	5.0%
41220 SALES TAX DISCOU	-1,402.51	-1,300.00	-1,300.00	-1,325.15	-1,350.00	-1,400.00	7.7%
41310 WATER DEPT TAXES	-2,367,148.00	-2,622,000.00	-2,622,000.00	.00	-2,622,000.00	-2,277,863.00	-13.1%
41321 GB HSNG AUTH TAX	-72,765.89	-62,800.00	-62,800.00	-62,437.86	-62,437.86	-62,000.00	-1.3%
41324 FORT HOWARD APTS	-26,092.00	-26,850.00	-26,850.00	-26,161.00	-26,161.00	-26,000.00	-3.2%
41325 MILLNNM HSNG FDN	-25,000.00	-25,000.00	-25,000.00	-25,000.00	-25,000.00	-25,000.00	.0%
41330 DNR (PILOT)	-158.88	-160.00	-160.00	-158.28	-158.28	-158.00	-1.3%
41332 ONEIDA COOP GOV	-525,000.00	-525,000.00	-525,000.00	-525,000.00	-525,000.00	-525,000.00	.0%
41333 BELLIN H.TAX REV	-30,471.89	-27,925.00	-27,925.00	-17,867.22	-17,867.22	-18,403.00	-34.1%
41335 FIRE STATION # 4	.00	-139.00	-139.00	.00	-139.00	.00	-100.0%
41800 INT ON DELINQUEN	-62,690.27	-50,000.00	-50,000.00	-29,972.61	-45,000.00	-40,000.00	-20.0%
43210 FEDERAL GRANT IN	-586,040.95	.00	.00	-36,500.00	-36,500.00	.00	.0%
43411 STATE SHARED REV	-15,383,046.20	-15,562,616.00	-15,562,616.00	-2,264,782.69	-15,098,551.00	-18,643,195.00	19.8%
43412 EXPENDITURE REST	-1,610,191.59	-1,556,837.00	-1,556,837.00	-1,556,836.70	-1,556,837.00	-1,489,918.00	-4.3%
43413 STATE MEDICARE P	-179,580.50	.00	.00	.00	.00	.00	.0%
43414 STATE SHARED REV	-489,429.87	-474,706.00	-474,706.00	-71,205.90	-474,706.00	-512,424.00	7.9%



City of Green Bay

CITY OF GREEN BAY NEXT YEAR / CURRENT YEAR BUDGET ANALYSIS

PROJECTION: 20241 2024 BUDGET PROJECTION		FOR PERIOD 99						
ACCOUNTS FOR:		2022	2023	2023	2023	2023	2024	PCT
101 GENERAL		ACTUAL	ORIG BUD	REVISED BUD	ACTUAL	PROJECTION	DEPT/MAYOR	CHANGE
43415	PERSONAL PROPERT	-315,751.41	-315,128.79	-315,128.79	-315,128.79	-315,128.79	-315,128.00	.0%
43420	STATE FIRE TAX	-374,185.40	-375,000.00	-375,000.00	-423,891.98	-423,891.98	-425,000.00	13.3%
43431	STATE AID: EXEMP	-612,975.55	-612,975.00	-612,975.00	-612,975.55	-612,975.00	-612,975.00	.0%
43511	STATE GRANTS	-369,494.62	-770,175.00	-770,175.00	-401,527.74	-770,175.00	-688,607.00	-10.6%
43512	DPW RECYCLING GR	-433,623.77	-433,000.00	-433,000.00	-433,537.88	-433,000.00	-433,000.00	.0%
43531	STATE AID-GEN TR	-3,292,229.85	-3,399,698.00	-3,399,698.00	-3,400,141.95	-3,400,141.95	-3,729,990.54	9.7%
43532	STATE AID-CONNEC	-665,406.10	-649,672.00	-649,672.00	-649,672.49	-649,672.00	-789,538.47	21.5%
43533	STATE AID-NITSCH	-77,681.81	-250,000.00	-250,000.00	-319,608.64	-250,000.00	-279,300.00	11.7%
43534	STATE AID-TILLEM	-5,894.27	-3,000.00	-3,000.00	-3,186.37	-3,000.00	-3,000.00	.0%
43610	STATE BUILDING S	-477,163.53	-480,254.00	-480,254.00	-480,253.94	-480,254.00	-480,000.00	-.1%
43611	STATE REIMBURSEM	-13,090.00	.00	-14,492.50	-12,980.00	-2,420.00	.00	-100.0%
43612	STATE OF WI-MOTO	-29,600.39	-9,600.00	-9,600.00	-23,486.53	-8,500.00	-9,600.00	.0%
43614	STATE AID-VIDEO	-184,093.36	-184,093.00	-184,093.00	-184,093.36	-184,093.00	-184,093.00	.0%
43810	PMT FROM GB PUBL	-191,400.00	-210,400.00	-210,400.00	-99,050.00	-219,400.00	-210,400.00	.0%
43811	ALLOUEZ INTER GO	-1,926,888.72	-2,007,071.15	-2,007,071.15	-1,505,303.37	-2,007,071.15	-2,068,534.47	3.1%
43812	BELLEVUE INTER G	-34,643.27	-36,089.20	-36,089.20	-18,044.60	-36,089.20	-37,191.03	3.1%
43813	INTER GOVT REV -	-75,000.00	-75,000.00	-75,000.00	-75,000.00	-75,000.00	-75,000.00	.0%
43814	INTER GOVT REV -	-10,939.00	-11,486.00	-11,486.00	-11,486.00	-11,486.00	-12,060.00	5.0%
44110	TAVERN LICENSE	-149,020.04	-145,000.00	-145,000.00	-157,920.07	-156,000.00	-155,400.00	7.2%
44111	OPERATORS LICENS	-39,675.00	-45,000.00	-45,000.00	-40,495.00	-45,000.00	-45,000.00	.0%
44112	LIQUOR LICENSE L	.00	.00	.00	-2,050.00	-2,100.00	.00	.0%
44121	CIGARETTE LICENS	-9,000.00	-8,000.00	-8,000.00	-7,540.00	-8,000.00	-8,000.00	.0%



City of Green Bay

CITY OF GREEN BAY NEXT YEAR / CURRENT YEAR BUDGET ANALYSIS

PROJECTION: 20241 2024 BUDGET PROJECTION						FOR PERIOD 99	
ACCOUNTS FOR:							
101 GENERAL	2022 ACTUAL	2023 ORIG BUD	2023 REVISED BUD	2023 ACTUAL	2023 PROJECTION	2024 DEPT/MAYOR	PCT CHANGE
44122 BURGLAR ALARM	-34,947.50	-54,250.00	-54,250.00	-12,619.70	-54,250.00	-54,250.00	.0%
44123 BUSINESS LICENSE	-9,328.50	-12,000.00	-12,000.00	-5,464.00	-5,500.00	-12,000.00	.0%
44124 CABLE TV	-723,500.21	-700,000.00	-700,000.00	-353,687.76	-700,000.00	-700,000.00	.0%
44125 PUBLIC VEHICLE L	-2,150.00	-1,000.00	-1,000.00	-1,800.00	-1,800.00	-1,000.00	.0%
44126 POLICE-SECURITY	475.00	.00	.00	.00	.00	.00	.0%
44127 PUBLIC VEHICLE O	-2,850.00	-5,000.00	-5,000.00	-2,200.00	-3,500.00	-5,000.00	.0%
44210 DOG LICENSE	-11,638.04	-12,000.00	-12,000.00	-9,049.50	-12,000.00	-25,000.00	108.3%
44211 CAT LICENSE	-2,720.00	-2,000.00	-2,000.00	-1,392.50	-2,000.00	-12,500.00	525.0%
44310 PERMIT AND CONNE	-784,655.94	-750,000.00	-750,000.00	-811,778.87	-790,000.00	-750,000.00	.0%
44311 DPW STREET EXCAV	-132,177.10	-68,000.00	-68,000.00	-154,639.20	-160,000.00	-75,000.00	10.3%
44312 INSPECTION VARIA	-4,095.00	-6,000.00	-6,000.00	-4,325.00	-6,000.00	-4,500.00	-25.0%
44313 PERMIT-STATE EXP	-70,060.00	-30,000.00	-30,000.00	-60,722.00	-70,000.00	-45,000.00	50.0%
44410 REZONING FEES	-8,500.00	-10,000.00	-10,000.00	-9,575.00	-11,000.00	-17,000.00	70.0%
44420 ZONING FEE-SHORT	-14,304.20	-10,000.00	-10,000.00	-84,150.00	-86,650.00	-125,000.00	1150.0%
44910 WEIGHTS & MEASUR	-101,215.00	-102,000.00	-102,000.00	-102,820.00	-102,820.00	.00	-100.0%
44911 SPECIAL EVENTS P	-6,301.00	-10,000.00	-10,000.00	-5,088.00	-7,000.00	-7,500.00	-25.0%
44940 FIREWORKS PERMIT	-2,350.00	-1,500.00	-1,500.00	-2,400.00	-2,200.00	-2,000.00	33.3%
44941 FIRE ALARM PERMI	-25,052.50	-15,000.00	-15,000.00	-6,400.30	-15,000.00	-18,000.00	20.0%
45110 ORDINANCE VIOLAT	-949,098.63	-1,250,000.00	-1,250,000.00	-702,278.18	-1,250,000.00	-1,250,000.00	.0%
45190 ENCROACHMENT	.00	-5,000.00	-5,000.00	.00	.00	-5,000.00	.0%
46110 GENERAL GOVT SAL	-73,229.37	-81,800.00	-81,800.00	-49,672.00	-81,600.00	-81,800.00	.0%
46210 PUBC CHG FOR SVS	-13,582.44	.00	.00	-20,509.64	.00	.00	.0%



City of Green Bay

CITY OF GREEN BAY NEXT YEAR / CURRENT YEAR BUDGET ANALYSIS

PROJECTION: 20241 2024 BUDGET PROJECTION							FOR PERIOD 99	
ACCOUNTS FOR:								
101 GENERAL	2022 ACTUAL	2023 ORIG BUD	2023 REVISED BUD	2023 ACTUAL	2023 PROJECTION	2024 DEPT/MAYOR	PCT CHANGE	
46212 POLICE PHOTOSTAT	-17,247.75	-19,000.00	-19,000.00	-16,634.07	-19,000.00	-19,000.00	.0%	
46215 POLICE PACKER OT	-742,575.82	-770,000.00	-770,000.00	-530,841.23	-770,000.00	-770,000.00	.0%	
46223 OT REIMBURSEMENT	-236,321.49	.00	-179,463.69	-218,358.72	-956.89	.00	-100.0%	
46225 FIRE PACKER OT	-192,101.52	-261,500.00	-261,500.00	-129,137.07	-261,500.00	-270,750.00	3.5%	
46230 RESCUE SQUAD FEE	-4,383,255.98	-4,300,000.00	-4,300,000.00	-2,726,750.21	-4,300,000.00	-4,700,000.00	9.3%	
46242 REPAIR FIRE EQUI	-837.45	.00	.00	-714.48	.00	.00	.0%	
46320 DPW PUB CHGS FOR	-204,831.91	-350,000.00	-350,000.00	-33,233.70	-100,000.00	-230,000.00	-34.3%	
46322 SPEC ASSESS-SNOW	-18,296.84	-15,000.00	-15,000.00	-14,715.12	-20,000.00	-15,000.00	.0%	
46323 PACKER TRAFFIC R	-46,172.95	-45,000.00	-45,000.00	-37,141.12	-45,000.00	-48,000.00	6.7%	
46324 DPW PUB CHGS OR	-27,844.33	-6,000.00	-6,000.00	-23,174.63	-25,000.00	-20,000.00	233.3%	
46370 MARINA RENTAL	.00	.00	.00	-9,500.00	.00	.00	.0%	
46430 SPECIAL CREW FOR	-141,063.05	-80,000.00	-80,000.00	-86,378.42	-100,000.00	-121,000.00	51.3%	
46431 RECYCLING / TRAS	-10,549.30	-11,000.00	-11,000.00	-9,970.35	-11,000.00	-11,000.00	.0%	
46432 DPW FREON COLLEC	-430.00	-500.00	-500.00	-495.00	-500.00	-500.00	.0%	
46433 APPLIANCE COLLEC	-756.00	.00	.00	-1,686.00	.00	.00	.0%	
46434 EARLY SET OUT FE	-51,093.00	-35,000.00	-35,000.00	-39,963.00	-52,000.00	-55,000.00	57.1%	
46435 CART RELOCATION	-2,318.00	-1,000.00	-1,000.00	-3,952.00	-4,000.00	-2,500.00	150.0%	
46440 SPEC ASSESS-WEED	-43,107.50	-50,000.00	-50,000.00	-37,705.56	-50,000.00	-60,000.00	20.0%	
46441 OUT OF SEASON YA	.00	.00	.00	.00	.00	-5,000.00	.0%	
46720 ADMIN SERVICE CH	-6.00	.00	.00	.00	.00	.00	.0%	
46732 RENTAL AND ADMIS	-138,952.18	-261,969.00	-261,969.00	-146,343.12	-135,923.50	-254,011.00	-3.0%	
46734 RESIDENT FEES	-67,997.87	-128,200.00	-128,200.00	-98,841.31	-90,855.00	-455,375.00	255.2%	



City of Green Bay

CITY OF GREEN BAY NEXT YEAR / CURRENT YEAR BUDGET ANALYSIS

PROJECTION: 20241 2024 BUDGET PROJECTION							FOR PERIOD 99
ACCOUNTS FOR:	2022 ACTUAL	2023 ORIG BUD	2023 REVISED BUD	2023 ACTUAL	2023 PROJECTION	2024 DEPT/MAYOR	PCT CHANGE
101 GENERAL							
46735 NON-RESIDENT FEE	-41,512.09	-9,141.00	-9,141.00	-40,216.50	-21,395.00	-6,635.00	-27.4%
46737 ADMISSIONS	-131,231.38	-334,222.00	-334,222.00	-195,666.55	-219,346.55	-20,700.00	-93.8%
46812 FORESTRY	.00	-24.00	-24.00	-58.82	-24.00	-24.00	.0%
46813 FORESTRY - WOOD	-120.00	-427.00	-427.00	-797.76	-427.00	-427.00	.0%
46814 TREE REPLACEMENT	-4,503.00	-360.00	-360.00	-2,290.00	-360.00	-360.00	.0%
46816 GARDEN PLOTS	-1,160.00	-1,200.00	-1,200.00	-1,200.00	-1,200.00	-1,200.00	.0%
46842 H/Z REINSPECTION	-347,930.00	-500,000.00	-500,000.00	-467,350.00	-550,000.00	-600,000.00	20.0%
46843 STR REINSPECTION	.00	.00	.00	.00	.00	-7,500.00	.0%
46911 RECREATION-CONCE	-10,713.89	-4,598.00	-4,598.00	-10,807.26	-16,000.00	-4,598.00	.0%
46913 POOLS - CONCESSI	-73,927.95	-90,626.00	-90,626.00	-90,314.65	-89,819.94	-90,626.00	.0%
46915 WLS - CONCESSION	-88,232.30	-172,000.00	-172,000.00	-173,206.12	-180,270.58	-162,000.00	-5.8%
46931 DPW EQUIPMENT LA	-111,559.80	-80,000.00	-80,000.00	-106,089.95	-110,000.00	-120,000.00	50.0%
46932 SALE OF MATERIAL	-1,986.00	.00	.00	-36.45	.00	.00	.0%
46935 DPW ADMIN FEE	-41,082.34	-20,000.00	-20,000.00	-20,449.52	-20,000.00	-20,000.00	.0%
46936 DPW ENGINEERING	-40,659.76	-15,000.00	-15,000.00	-12,216.12	-15,000.00	-15,000.00	.0%
46937 BLOCK PARTY PERM	.00	.00	.00	.00	.00	-4,000.00	.0%
47310 INTERGOVT CHGS G	-22,344.35	-20,000.00	-20,000.00	-12,484.10	-20,000.00	-15,000.00	-25.0%
47321 BD OF EDU-POLICE	-1,254,578.91	-1,330,000.00	-1,330,000.00	-691,080.53	-1,330,000.00	-1,440,000.00	8.3%
47325 INTERGOV WEIGHTS	-50,225.00	-53,000.00	-53,000.00	-50,075.00	-50,075.00	.00	-100.0%
47331 DPW INGVT CHGS L	-34,710.04	-42,000.00	-42,000.00	-43,596.06	-42,000.00	-30,000.00	-28.6%
47392 COUNTY AID - MEG	-220,294.65	-247,000.00	-247,000.00	-113,958.77	-247,000.00	-249,000.00	.8%
47400 ADMIN SERVICE CH	-734,049.32	-751,950.00	-751,950.00	-59,506.83	-751,950.00	-744,950.00	-.9%



City of Green Bay

CITY OF GREEN BAY NEXT YEAR / CURRENT YEAR BUDGET ANALYSIS

PROJECTION: 20241 2024 BUDGET PROJECTION							FOR PERIOD 99
ACCOUNTS FOR:							
101 GENERAL	2022 ACTUAL	2023 ORIG BUD	2023 REVISED BUD	2023 ACTUAL	2023 PROJECTION	2024 DEPT/MAYOR	PCT CHANGE
47401 INFORMATION SVS	-301,885.54	-245,000.00	-245,000.00	.00	-245,000.00	-355,000.00	44.9%
48100 INTEREST REVENUE	-710,703.46	-600,000.00	-600,000.00	-2,193,413.88	-2,600,000.00	-3,000,000.00	400.0%
48110 INVESTMENT MARKE	641,602.03	.00	.00	.00	.00	.00	.0%
48210 PACKER STADIUM L	-1,123,618.26	-1,151,386.58	-1,151,386.58	-162,082.71	-1,151,386.58	-1,181,155.00	2.6%
48220 RENTAL OF PROPER	-21,952.59	-29,115.00	-29,115.00	-3,250.98	-20,460.00	-27,424.00	-5.8%
48221 CELL TOWER RENTA	-308,877.03	-241,000.00	-241,000.00	-214,289.26	-241,000.00	-262,000.00	8.7%
48300 LAND/PROPERTY SA	.00	-250,000.00	-250,000.00	-30,000.00	-30,000.00	-200,000.00	-20.0%
48320 SALE OF EQUIPMEN	.00	.00	.00	-36.90	.00	.00	.0%
48400 INSURANCE RECOVER	.00	.00	.00	-96,893.49	-93,893.49	.00	.0%
48590 DONATIONS REVENU	-41,833.28	-12.00	-12.00	-10,521.55	-10,062.00	-12.00	.0%
48591 SPONSORSHIPS	-1,000.00	-12,000.00	-12,000.00	-3,000.00	-3,500.00	-12,000.00	.0%
48592 LOCAL GRANTS	.00	.00	.00	-7,400.00	.00	.00	.0%
48921 SALE OF SCRAP RE	-46,656.80	-37,000.00	-37,000.00	-48,112.36	-50,000.00	-50,000.00	35.1%
48923 WPRA TICKET REVE	-1,643.25	.00	.00	-6,735.00	.00	.00	.0%
48925 POLICE AUCTION	-5,742.45	-10,000.00	-10,000.00	-6,037.09	-10,000.00	-10,000.00	.0%
48927 SALE OF RECYCLAB	-255,229.23	-190,000.00	-190,000.00	.00	.00	.00	-100.0%
48930 ACCIDENT REIMBUR	-122,198.29	.00	.00	-94,979.37	-90,000.00	.00	.0%
48990 MISCELLANEOUS RE	-190,745.99	-157,000.00	-157,000.00	-159,834.25	-171,525.00	-164,500.00	4.8%
49220 TRANSFER IN - SP	-506,576.16	-506,576.00	-506,576.00	-545,096.16	-545,096.16	-645,096.00	27.3%
49300 APPLIED SURPLUS	.00	-643,479.00	-643,479.00	.00	-643,479.00	.00	-100.0%
50001 REGULAR SALARIES	44,354,032.39	52,679,478.00	52,679,478.00	35,085,196.58	51,322,991.00	55,754,375.89	5.8%
50003 SEASONAL SALARIE	926,423.41	1,824,811.00	1,824,811.00	1,463,765.72	1,748,834.58	1,985,991.00	8.8%



City of Green Bay

CITY OF GREEN BAY NEXT YEAR / CURRENT YEAR BUDGET ANALYSIS

PROJECTION: 20241 2024 BUDGET PROJECTION							FOR PERIOD 99	
ACCOUNTS FOR:								
101 GENERAL	2022 ACTUAL	2023 ORIG BUD	2023 REVISED BUD	2023 ACTUAL	2023 PROJECTION	2024 DEPT/MAYOR	PCT CHANGE	
50005 COMP TIME PAID O	765,007.58	.00	.00	596,067.09	.00	.00	.00	.0%
50006 PRIOR YEAR PAY	8,068.62	.00	.00	.00	.00	.00	.00	.0%
50099 DEPARTMENT TURNO	.00	-910,000.00	-910,000.00	.00	-910,000.00	-800,000.00	-800,000.00	-12.1%
50501 OVERTIME	3,716,601.99	2,358,705.60	2,552,661.79	3,088,548.90	3,385,187.95	2,612,901.95	2,612,901.95	2.4%
50505 TIME ON THE BOOK	207,072.55	.00	.00	153,152.67	.00	.00	.00	.0%
50506 PACKER OVERTIME	734,778.49	1,031,500.00	1,031,500.00	469,373.98	1,031,500.00	1,040,750.00	1,040,750.00	.9%
51101 VACATION PAY	2,570,472.50	.00	.00	1,840,797.30	.00	.00	.00	.0%
51102 HOLIDAY PAY	2,350,534.49	1,876,368.00	1,876,368.00	1,365,344.90	1,876,368.00	1,920,190.91	1,920,190.91	2.3%
51103 PERSONAL DAYS	399,964.22	.00	.00	408,234.53	.00	.00	.00	.0%
51105 FUNERAL LEAVE	78,104.34	.00	.00	56,254.51	.00	.00	.00	.0%
51106 JURY DUTY/WITNES	88.20	.00	.00	603.80	.00	.00	.00	.0%
51107 MILITARY DUTY	7,465.54	.00	.00	.00	.00	.00	.00	.0%
51108 SICK PAY	1,231,415.69	.00	.00	874,152.66	.00	.00	.00	.0%
51110 UNEMPLOYMENT COM	14,666.83	1,800.00	1,800.00	315.48	600.00	1,800.00	1,800.00	.0%
51201 HEALTH INSURANCE	8,341,753.36	8,845,335.00	8,845,335.00	6,690,838.40	8,818,076.00	8,975,968.00	8,975,968.00	1.5%
51202 DENTAL INSURANCE	615,451.37	654,639.00	654,639.00	491,473.36	651,184.00	662,860.00	662,860.00	1.3%
51203 LIFE INSURANCE	56,607.84	62,253.00	62,253.00	49,591.39	62,156.00	66,333.00	66,333.00	6.6%
51210 SOCIAL SECURITY	2,278,026.71	2,367,658.00	2,367,658.00	1,792,936.21	2,332,422.55	2,522,858.00	2,522,858.00	6.6%
51211 MEDICARE	808,701.28	826,836.02	826,836.02	641,238.88	816,389.98	871,720.05	871,720.05	5.4%
51212 WORKER'S COMPENS	1,080,685.75	939,041.28	939,041.28	687,273.61	939,041.28	1,043,448.87	1,043,448.87	11.1%
51301 WRS - EMPLOYER S	6,499,811.23	6,886,852.25	6,886,852.25	5,507,994.10	6,839,627.49	7,795,180.60	7,795,180.60	13.2%
51398 66.191 PENSION	12,213.12	12,220.00	12,220.00	4,798.00	4,798.00	4,145.00	4,145.00	-66.1%



City of Green Bay

CITY OF GREEN BAY NEXT YEAR / CURRENT YEAR BUDGET ANALYSIS

PROJECTION: 20241 2024 BUDGET PROJECTION						FOR PERIOD 99	
ACCOUNTS FOR:							
101 GENERAL	2022 ACTUAL	2023 ORIG BUD	2023 REVISED BUD	2023 ACTUAL	2023 PROJECTION	2024 DEPT/MAYOR	PCT CHANGE
51399 62.13 PENSION	5,973.72	5,980.00	5,980.00	-995.62	.00	.00	-100.0%
51401 CAR ALLOWANCE	2,754.39	11,575.00	11,575.00	3,485.95	7,214.61	7,890.00	-31.8%
51402 CLOTHING ALLOWAN	294,288.22	282,992.00	282,992.00	170,971.56	277,280.00	314,423.00	11.1%
51403 SAFETY GLASSES	9,427.11	9,100.00	9,100.00	5,986.68	8,400.00	9,600.00	5.5%
51404 PERSONAL SUPPLIE	68,988.38	77,296.00	77,296.00	75,176.70	77,124.46	81,896.00	6.0%
51501 SEC 125-FLEX BEN	12,056.80	.00	.00	7,890.96	.00	14,000.00	.0%
51502 EMPLOYEE ASSISTA	22,713.60	24,000.00	24,000.00	19,754.56	24,000.00	24,000.00	.0%
51507 EMPLOYEE WELLNES	64,800.00	70,000.00	70,000.00	64,360.00	70,000.00	70,000.00	.0%
51508 LODD DEPENDENT H	.00	8,530.00	8,530.00	8,773.01	8,773.01	8,773.01	2.8%
51599 OTHER MISC FRING	16,810.74	.00	.00	.00	.00	.00	.0%
52001 TRAINING & TRAVE	160,646.44	213,442.00	213,442.00	153,716.83	196,829.46	275,666.00	29.2%
52002 MANAGEMENT TRAIN	272.14	750.00	750.00	397.31	750.00	750.00	.0%
52003 DUES & BONDS	43,068.25	54,851.00	54,851.00	38,628.00	52,431.00	61,736.00	12.6%
52004 DRILL INSTRUCTIO	11,962.89	14,800.00	14,800.00	10,337.16	14,800.00	14,800.00	.0%
52005 RECORDS CHECKS	14,351.32	21,075.00	21,075.00	7,771.90	21,758.00	22,875.00	8.5%
52006 EMPLOYEE MED EXP	46,133.11	61,372.90	61,372.90	58,212.34	60,822.90	72,400.00	18.0%
52007 RECRUITING	38,971.67	14,000.00	14,000.00	16,775.29	14,000.00	13,000.00	-7.1%
52008 LAUNDRY	13,531.95	9,974.00	9,974.00	11,394.20	12,627.19	14,460.00	45.0%
52009 RANDOM DRUG & AL	2,852.80	3,100.00	3,100.00	1,529.00	2,200.00	3,100.00	.0%
52010 EDUCATION REIMBU	15,873.40	14,000.00	14,000.00	14,941.22	19,000.00	13,500.00	-3.6%
52011 MEAL ALLOWANCE -	.00	200.00	200.00	.00	200.00	400.00	100.0%
53001 CONTRACTUAL SERV	1,581,046.69	1,707,468.00	1,707,468.00	1,392,265.21	1,830,619.28	2,033,289.67	19.1%



City of Green Bay

CITY OF GREEN BAY NEXT YEAR / CURRENT YEAR BUDGET ANALYSIS

PROJECTION: 20241 2024 BUDGET PROJECTION						FOR PERIOD 99	
ACCOUNTS FOR:							
101 GENERAL	2022 ACTUAL	2023 ORIG BUD	2023 REVISED BUD	2023 ACTUAL	2023 PROJECTION	2024 DEPT/MAYOR	PCT CHANGE
53002 COPY MACHINE	46,062.79	62,366.00	62,366.00	30,508.38	62,280.04	61,036.00	-2.1%
53003 MARKETING EXPENS	34,950.05	36,500.00	36,500.00	15,601.32	36,500.00	36,500.00	.0%
53004 ADVERTISING	41,987.07	55,260.00	55,260.00	19,137.40	38,600.00	52,300.00	-5.4%
53005 ALARM BILLING SE	16,785.97	3,200.00	3,200.00	5,328.30	3,200.00	3,200.00	.0%
53006 WITNESS FEES	108.40	250.00	250.00	255.10	300.00	250.00	.0%
53007 BOARD OF PRISONE	59,680.00	85,000.00	85,000.00	34,960.00	55,000.00	60,000.00	-29.4%
53008 MAINTENANCE OF A	99,999.96	103,000.00	103,000.00	60,083.31	103,000.00	106,090.00	3.0%
53010 PRIVATE EQUIPMEN	174,883.04	271,000.00	271,000.00	144,491.25	250,000.00	259,000.00	-4.4%
53011 MONITOR LANDFILL	111,515.85	148,500.00	148,500.00	75,550.08	110,000.00	134,500.00	-9.4%
53012 HAZARDOUS CHEM F	1,072.88	5,000.00	5,000.00	77.69	2,000.00	5,000.00	.0%
53013 STATE PERMIT STA	.00	3,400.00	3,400.00	.00	1,000.00	1,000.00	-70.6%
53014 LICENSES & PERMI	9,798.41	14,023.00	14,023.00	10,628.52	11,802.23	13,680.00	-2.4%
53018 GENERAL AUDIT	40,564.00	43,600.00	43,600.00	39,486.00	43,600.00	45,950.00	5.4%
53020 SOFTWARE MAINTEN	802,169.56	959,625.00	959,625.00	1,063,464.95	959,625.00	1,098,855.00	14.5%
53021 LEGAL EXPENSES	61,215.87	182,779.00	182,779.00	72,791.39	182,779.00	60,800.00	-66.7%
53031 ENGINEERING / AD	.00	.00	.00	13,500.00	13,500.00	.00	.0%
53035 CRIME PREVENTION	11,779.40	11,000.00	11,000.00	5,670.00	11,000.00	11,000.00	.0%
53038 CREDIT CARD FEES	2,086.02	5,000.00	5,000.00	5,201.89	5,700.00	5,000.00	.0%
53040 SANITATION DISPO	1,454,118.21	1,540,000.00	1,540,000.00	1,067,544.55	1,540,000.00	1,762,000.00	14.4%
53041 OCC MED	95,035.00	97,000.00	97,000.00	69,750.00	97,000.00	97,000.00	.0%
54001 MATERIAL & SUPPL	606,387.95	919,430.00	919,430.00	860,145.88	927,598.84	928,168.00	1.0%
54002 OFFICE SUPPLIES	98,660.63	114,530.00	114,530.00	76,409.63	114,941.25	135,100.00	18.0%



City of Green Bay

CITY OF GREEN BAY NEXT YEAR / CURRENT YEAR BUDGET ANALYSIS

PROJECTION: 20241 2024 BUDGET PROJECTION							FOR PERIOD 99
ACCOUNTS FOR:							
101 GENERAL	2022 ACTUAL	2023 ORIG BUD	2023 REVISED BUD	2023 ACTUAL	2023 PROJECTION	2024 DEPT/MAYOR	PCT CHANGE
54003 HOUSEKEEPING SUP	49,954.06	54,000.00	54,000.00	32,841.68	42,757.00	51,500.00	-4.6%
54004 BOOKS MAPS SUBSC	20,112.49	28,074.00	28,074.00	15,455.34	25,964.00	68,675.45	144.6%
54005 POSTAGE	160,399.36	109,000.00	109,000.00	87,303.03	110,280.00	139,000.00	27.5%
54006 SAFETY & WELLNES	119.70	2,000.00	2,000.00	716.03	2,000.00	2,000.00	.0%
54007 PUBLIC EDUCATION	1,736.19	1,500.00	1,500.00	1,340.93	1,500.00	1,500.00	.0%
54010 GAS OIL LUBE	1,679,308.28	1,987,200.00	1,987,200.00	1,030,798.91	1,632,000.00	1,527,000.00	-23.2%
54011 GAS & PROPANE	6,824.74	14,500.00	14,500.00	6,639.09	7,500.00	14,500.00	.0%
54018 TOOLS & SHOP SUP	120,337.80	112,150.00	112,150.00	112,750.50	125,450.00	129,850.00	15.8%
54030 SCHOOL PATROL &	.00	600.00	600.00	.00	600.00	600.00	.0%
54031 GUNS & AMMUNITIO	80,585.45	85,500.00	85,500.00	35,327.28	85,500.00	128,055.00	49.8%
54032 POLICE PHOTOSTAT	17,029.10	20,000.00	20,000.00	17,496.91	20,000.00	22,000.00	10.0%
54033 PHOTO ID	24,492.91	25,000.00	25,000.00	16,890.19	25,000.00	25,000.00	.0%
54034 INVESTIGATIONS-M	22,793.39	18,000.00	18,000.00	14,386.34	18,000.00	18,000.00	.0%
54036 EMERGENCY RESPON	9,654.93	10,975.00	10,975.00	11,108.90	10,975.00	67,350.00	513.7%
54037 K-9 UNIT	10,311.79	12,500.00	12,500.00	6,644.54	12,500.00	28,830.00	130.6%
54042 OXYGEN MED SUPPL	22,212.69	10,000.00	10,000.00	6,509.54	10,000.00	10,000.00	.0%
54050 FIRE PREVENTION	6,525.63	7,500.00	7,500.00	3,776.94	7,500.00	7,500.00	.0%
54051 MEDICAL SUPPLIES	260,839.56	245,450.00	245,450.00	207,379.39	245,450.00	290,750.00	18.5%
54053 EMPLOYEE ORIENTA	.00	500.00	500.00	.00	500.00	500.00	.0%
54060 SOIL SAND GRAVEL	43,062.05	44,052.00	44,052.00	29,776.74	39,770.00	41,782.00	-5.2%
54062 PAINT	103,595.02	125,750.00	125,750.00	94,158.53	105,150.00	125,500.00	-.2%
54063 BARRICADES & CUL	11,800.06	10,000.00	10,000.00	1,186.58	5,000.00	10,000.00	.0%



City of Green Bay

CITY OF GREEN BAY NEXT YEAR / CURRENT YEAR BUDGET ANALYSIS

PROJECTION: 20241 2024 BUDGET PROJECTION						FOR PERIOD 99	
ACCOUNTS FOR:							
101 GENERAL	2022 ACTUAL	2023 ORIG BUD	2023 REVISED BUD	2023 ACTUAL	2023 PROJECTION	2024 DEPT/MAYOR	PCT CHANGE
54067 PLASTIC BAGS	.00	.00	.00	439.30	500.00	.00	.0%
54068 RECYLING PROGRAM	.00	5,000.00	5,000.00	.00	5,000.00	5,000.00	.0%
54069 SANDBAGS	.00	1,000.00	1,000.00	.00	1,000.00	1,000.00	.0%
54070 COMMUNICATIONS S	42,142.58	40,000.00	40,000.00	35,414.74	40,000.00	45,000.00	12.5%
54071 P-CARD EXPENSE	.00	.00	.00	95,781.86	.00	.00	.0%
54072 CONCESSIONS	80,275.80	81,149.00	81,149.00	86,938.79	147,989.59	74,349.00	-8.4%
54073 HORTICULTURAL MA	5,845.44	32,668.00	32,668.00	14,795.73	30,625.70	18,250.00	-44.1%
54074 CHEMICALS CONTRA	65,279.94	64,530.00	64,530.00	78,356.55	131,864.97	67,570.00	4.7%
54091 AWARDS	.00	2,500.00	2,500.00	750.00	2,500.00	2,000.00	-20.0%
54092 COMMUNITY SUPPOR	14,519.32	15,000.00	15,000.00	6,307.67	15,000.00	15,000.00	.0%
55101 EQUIPMENT REPAIR	2,095,455.07	1,761,300.00	1,761,300.00	1,719,512.49	2,023,603.29	2,106,739.00	19.6%
55102 FURNITURE.MATTRE	.00	.00	.00	.00	.00	20,690.00	.0%
55103 PLAYGROUND EQUIP	56,030.02	51,300.00	51,300.00	38,445.77	76,974.89	74,963.00	46.1%
55105 RADIO MAINT CONT	38,694.00	32,000.00	32,000.00	32,369.81	32,000.00	39,000.00	21.9%
55107 STREET LIGHT MAI	137,805.37	85,000.00	85,000.00	48,742.62	85,617.00	88,000.00	3.5%
55108 FIREFIGHTING EQU	36,526.56	44,300.00	44,300.00	45,126.12	45,126.12	65,800.00	48.5%
55111 VEHICLE REPAIRS	11,949.75	16,000.00	16,000.00	10,492.04	15,550.00	10,000.00	-37.5%
55120 EQUIPMENT RENTAL	35,525.81	38,775.00	38,775.00	48,299.90	42,220.25	44,482.03	14.7%
55121 LEASE PAYMENT	.00	.00	.00	.00	.00	620,895.00	.0%
55130 CITY EQUIPMENT U	-29.32	.00	.00	.00	.00	.00	.0%
55140 EQUIPMENT REPLAC	206,174.53	624,130.00	624,130.00	326,372.24	664,874.44	834,330.00	33.7%
55141 SIGNAL REPLACEME	102,504.64	105,000.00	105,000.00	135,667.62	140,000.00	105,000.00	.0%



City of Green Bay

CITY OF GREEN BAY NEXT YEAR / CURRENT YEAR BUDGET ANALYSIS

PROJECTION: 20241 2024 BUDGET PROJECTION						FOR PERIOD 99	
ACCOUNTS FOR:							
101 GENERAL	2022 ACTUAL	2023 ORIG BUD	2023 REVISED BUD	2023 ACTUAL	2023 PROJECTION	2024 DEPT/MAYOR	PCT CHANGE
55150 NEW EQUIPMENT	71,749.04	27,900.00	27,900.00	10,397.56	27,900.00	83,800.00	200.4%
55151 NEW SIGNS	59,779.06	75,000.00	75,000.00	40,557.61	55,000.00	70,000.00	-6.7%
55201 BUILDING REPAIRS	400,951.53	340,300.00	340,300.00	254,397.55	314,617.19	380,045.61	11.7%
55203 PROPERTY RENTAL	6,147.15	7,080.00	7,080.00	5,900.00	7,080.00	.00	-100.0%
55301 PAVEMENT/SIDEWAL	.00	4,000.00	4,000.00	1,024.50	4,000.00	3,999.50	.0%
56101 ELECTRICITY	638,850.90	655,571.00	655,571.00	537,449.93	680,459.44	650,743.54	-.7%
56102 SIGNAL ELECTRICI	80,647.31	87,000.00	87,000.00	63,691.64	80,000.00	87,000.00	.0%
56103 STREET LIGHT ELE	1,696,618.55	1,824,000.00	1,824,000.00	1,273,213.81	1,750,000.00	1,676,000.00	-8.1%
56201 NATURAL GAS	230,146.78	273,700.00	273,700.00	201,013.68	289,837.79	276,909.68	1.2%
56202 PROPANE	25,284.04	18,000.00	18,000.00	5,852.21	16,464.70	19,556.97	8.6%
56301 TELEPHONE	79,338.82	86,300.00	86,300.00	84,342.34	86,300.00	92,600.00	7.3%
56302 CELL PHONES	304,461.56	333,063.30	333,063.30	220,921.03	332,506.31	347,783.84	4.4%
56303 DATA CARDS	6,257.34	32,000.00	32,000.00	3,211.55	32,000.00	32,000.00	.0%
56402 WATER	130,389.73	121,015.00	121,015.00	48,907.33	84,555.37	115,195.00	-4.8%
56403 SEWER	71,608.46	64,200.00	64,200.00	43,575.85	68,884.37	66,103.70	3.0%
56404 STORM SEWER UTIL	113,221.47	98,088.00	98,088.00	57,340.65	98,143.56	87,030.28	-11.3%
57090 ALLOC GEN LIAB I	-666,824.99	-784,550.00	-784,550.00	-415,975.33	-784,550.00	-826,880.00	5.4%
57091 ALLOC WORK COMP	-1,088,198.03	-939,041.28	-939,041.28	-691,398.97	-939,041.28	-1,053,311.00	12.2%
57098 DEPT INSURANCE C	859,680.51	1,073,046.43	1,073,046.43	774,435.19	1,073,713.43	1,182,166.62	10.2%
59001 CONTINGENCY	.00	250,000.00	244,643.36	.00	244,643.36	300,000.00	22.6%
59003 TAX ADJUSTMENTS	-1,744.85	30,000.00	35,356.64	42,618.75	30,000.00	30,000.00	-15.2%
59008 NEIGHBORHD ASSOC	7,500.00	.00	.00	.00	.00	.00	.0%



City of Green Bay

CITY OF GREEN BAY NEXT YEAR / CURRENT YEAR BUDGET ANALYSIS

PROJECTION: 20241 2024 BUDGET PROJECTION							FOR PERIOD 99	
ACCOUNTS FOR:								
101 GENERAL	2022 ACTUAL	2023 ORIG BUD	2023 REVISED BUD	2023 ACTUAL	2023 PROJECTION	2024 DEPT/MAYOR	PCT CHANGE	
59010 WPRA TICKET PROG	1,537.50	.00	.00	6,569.25	.00	.00	.00	.0%
59011 CHRISTMAS DECORA	86.43	1,000.00	1,000.00	424.82	1,000.00	1,000.00	1,000.00	.0%
59012 STREET DECORATIO	1,461.73	1,000.00	1,000.00	.00	1,000.00	1,000.00	1,000.00	.0%
59013 CASH OVER & SHOR	-7,149.19	140.00	140.00	9,632.69	8,553.01	140.00	140.00	.0%
59014 BAD DEBT EXPENSE	2,001.79	5,000.00	5,000.00	17,876.58	32,500.00	.00	.00	-100.0%
59019 PROPERTY TAXES E	.00	.00	.00	5,356.64	.00	.00	.00	.0%
59940 TRANS OUT-CAPITA	47,011.79	48,697.00	48,697.00	.00	48,697.00	.00	.00	-100.0%
TOTAL 101 GENERAL	977,907.20	.00	.00	-2,658.55	-1,861,620.16	.00	.00	.0%
TOTAL REVENUE	-90,926,634.12	-96,378,878.50	-96,572,834.69	-74,060,206.02	-97,727,159.76	-102,962,355.17	-102,962,355.17	.0%
TOTAL EXPENSE	91,904,541.32	96,378,878.50	96,572,834.69	74,057,547.47	95,865,539.60	102,962,355.17	102,962,355.17	.0%
GRAND TOTAL	977,907.20	.00	.00	-2,658.55	-1,861,620.16	.00	.00	.0%

** END OF REPORT - Generated by Diana Ellenbecker **

SPECIAL REVENUE FUNDS

Special revenue funds are used to account for and report the proceeds of specific revenue sources that are restricted or committed to expenditures for specific purposes (other than debt service or capital projects).



City of Green Bay

CITY OF GREEN BAY NEXT YEAR / CURRENT YEAR BUDGET ANALYSIS

PROJECTION: 20241 2024 BUDGET PROJECTION						FOR PERIOD 99	
ACCOUNTS FOR:							
201 SANITARY SEWER	2022 ACTUAL	2023 ORIG BUD	2023 REVISED BUD	2023 ACTUAL	2023 PROJECTION	2024 DEPT/MAYOR	PCT CHANGE
43612 STATE OF WI-MOTO	-2,292.04	.00	.00	-670.57	-700.00	.00	.0%
44311 DPW STREET EXCAV	-87,563.90	.00	.00	.00	.00	.00	.0%
46324 DPW PUB CHGS OR	-5,448.50	.00	.00	-189.61	-185.00	.00	.0%
46410 SANITARY SEWER R	-28,538,953.13	-31,574,298.00	-31,574,298.00	-19,690,862.17	-31,574,298.00	-31,361,868.00	-.7%
46411 SEWER SVS - GP &	-3,336,381.07	-2,800,000.00	-2,800,000.00	-2,323,748.15	-2,800,000.00	-2,973,600.00	6.2%
46490 PACKER SANITATIO	-11,793.92	.00	.00	-14,071.50	-25,000.00	.00	.0%
47410 EQUIPMENT REVENU	-223,228.88	-10,000.00	-10,000.00	.00	-10,000.00	-10,000.00	.0%
48100 INTEREST REVENUE	-259,644.19	.00	.00	-748,556.75	-90,000.00	-400,000.00	.0%
48110 INVESTMENT MARKE	231,707.81	.00	.00	.00	.00	.00	.0%
50001 REGULAR SALARIES	993,122.77	1,599,192.00	1,599,192.00	797,067.52	1,180,000.00	1,708,087.00	6.8%
50003 SEASONAL SALARIE	.00	.00	.00	.00	.00	5,000.00	.0%
50005 COMP TIME PAID O	26,741.52	.00	.00	12,904.66	.00	.00	.0%
50501 OVERTIME	22,893.56	54,000.00	54,000.00	11,371.35	3,000.00	56,700.00	5.0%
51101 VACATION PAY	75,057.05	.00	.00	45,829.86	.00	.00	.0%
51102 HOLIDAY PAY	43,801.21	.00	.00	24,475.75	.00	.00	.0%
51103 PERSONAL DAYS	15,482.72	.00	.00	11,409.71	.00	.00	.0%
51105 FUNERAL LEAVE	3,252.45	.00	.00	981.97	.00	.00	.0%
51106 JURY DUTY/WITNES	.00	.00	.00	83.51	.00	.00	.0%
51108 SICK PAY	40,817.21	.00	.00	32,496.97	.00	.00	.0%
51109 SICKPAY PAYOUT-R	6,121.48	.00	.00	.00	.00	.00	.0%
51201 HEALTH INSURANCE	225,219.82	310,084.00	310,084.00	198,676.05	275,000.00	349,020.00	12.6%
51202 DENTAL INSURANCE	19,875.39	26,899.00	26,899.00	14,588.72	20,000.00	26,786.00	-.4%



City of Green Bay

CITY OF GREEN BAY NEXT YEAR / CURRENT YEAR BUDGET ANALYSIS

PROJECTION: 20241 2024 BUDGET PROJECTION						FOR PERIOD 99	
ACCOUNTS FOR:	2022 ACTUAL	2023 ORIG BUD	2023 REVISED BUD	2023 ACTUAL	2023 PROJECTION	2024 DEPT/MAYOR	PCT CHANGE
201 SANITARY SEWER							
51203 LIFE INSURANCE	1,417.35	2,000.00	2,000.00	1,185.21	2,000.00	1,767.00	-11.7%
51210 SOCIAL SECURITY	73,012.03	100,382.00	100,382.00	56,730.49	85,000.00	107,117.00	6.7%
51211 MEDICARE	17,075.34	23,487.00	23,487.00	13,267.72	20,000.00	25,062.00	6.7%
51212 WORKER'S COMPENS	6,938.36	39,114.00	39,114.00	10,681.97	15,000.00	36,606.00	-6.4%
51301 WRS - EMPLOYER S	78,368.06	112,426.00	112,426.00	63,836.93	95,000.00	121,781.00	8.3%
51402 CLOTHING ALLOWAN	2,710.27	3,000.00	3,000.00	2,642.05	3,500.00	4,950.00	65.0%
51403 SAFETY GLASSES	123.58	1,500.00	1,500.00	333.83	1,000.00	1,000.00	-33.3%
51404 PERSONAL SUPPLIE	1,726.47	5,000.00	5,000.00	909.85	5,000.00	5,000.00	.0%
52001 TRAINING & TRAVE	1,285.53	12,400.00	12,400.00	252.00	2,000.00	13,150.00	6.0%
53001 CONTRACTUAL SERV	5,406.84	100,000.00	100,000.00	1,648,651.85	1,700,000.00	170,000.00	70.0%
53002 COPY MACHINE	2,597.58	3,000.00	3,000.00	2,005.65	3,000.00	3,000.00	.0%
53014 LICENSES & PERMI	36,293.88	48,100.00	48,100.00	42,189.98	45,000.00	43,256.00	-10.1%
53017 FINANCE SERVICES	1,075,026.04	1,170,000.00	1,170,000.00	792,000.00	1,170,000.00	1,230,000.00	5.1%
53020 SOFTWARE MAINTEN	43,338.14	47,500.00	47,500.00	.00	47,500.00	52,000.00	9.5%
53021 LEGAL EXPENSES	.00	4,000.00	4,000.00	.00	4,000.00	4,000.00	.0%
53031 ENGINEERING / AD	5,860.00	.00	.00	.00	.00	.00	.0%
53100 SEWER TREATMENT	16,466,715.10	20,464,000.00	20,464,000.00	10,209,990.35	20,464,000.00	20,464,000.00	.0%
53101 SEWER TREATMENT	3,336,381.07	2,800,000.00	2,800,000.00	2,323,748.15	2,800,000.00	2,973,600.00	6.2%
53110 SEWER SAMPLING C	67,565.92	360,000.00	360,000.00	250,000.00	451,473.00	360,000.00	.0%
53112 SEWER SERVICE RA	.00	2,000,000.00	2,000,000.00	.00	2,000,000.00	2,000,000.00	.0%
53113 SEWER SERVICE AG	21,882.39	29,040.00	29,040.00	16,744.43	29,040.00	30,840.00	6.2%
54001 MATERIAL & SUPPL	71,169.85	125,000.00	125,000.00	44,279.18	125,000.00	120,000.00	-4.0%



City of Green Bay

CITY OF GREEN BAY NEXT YEAR / CURRENT YEAR BUDGET ANALYSIS

PROJECTION: 20241 2024 BUDGET PROJECTION						FOR PERIOD 99	
ACCOUNTS FOR:							
201 SANITARY SEWER	2022 ACTUAL	2023 ORIG BUD	2023 REVISED BUD	2023 ACTUAL	2023 PROJECTION	2024 DEPT/MAYOR	PCT CHANGE
54007 PUBLIC EDUCATION	21.00	5,000.00	5,000.00	.00	5,000.00	5,000.00	.0%
54010 GAS OIL LUBE	84,169.97	85,000.00	85,000.00	51,840.56	70,000.00	85,000.00	.0%
55101 EQUIPMENT REPAIR	83,100.05	85,000.00	85,000.00	93,912.89	110,000.00	150,000.00	76.5%
55130 CITY EQUIPMENT U	.00	10,000.00	10,000.00	.00	10,000.00	.00	-100.0%
55150 NEW EQUIPMENT	.00	19,300.00	19,300.00	.00	19,300.00	.00	-100.0%
55358 PUMP STATION REP	33,725.44	100,000.00	100,000.00	64,942.66	85,000.00	100,000.00	.0%
56101 ELECTRICITY	19,750.68	28,500.00	28,500.00	14,976.15	22,500.00	28,073.00	-1.5%
56201 NATURAL GAS	208.44	250.00	250.00	149.79	250.00	250.00	.0%
56301 TELEPHONE	.00	2,000.00	2,000.00	.00	2,000.00	.00	-100.0%
56302 CELL PHONES	2,671.24	6,000.00	6,000.00	2,361.46	6,000.00	6,000.00	.0%
56402 WATER	6,474.39	2,500.00	2,500.00	2,524.73	3,500.00	6,825.00	173.0%
56403 SEWER	.00	400.00	400.00	38.42	400.00	400.00	.0%
56404 STORM SEWER UTIL	.00	500.00	500.00	26.52	500.00	500.00	.0%
57098 DEPT INSURANCE C	20,707.03	25,361.00	25,361.00	25,554.74	35,000.00	25,857.00	2.0%
59014 BAD DEBT EXPENSE	2,527.90	.00	.00	.00	.00	.00	.0%
59930 TRANS OUT-DEBT S	1,559,703.78	1,727,783.00	1,727,783.00	1,727,783.12	1,727,783.00	1,703,997.00	-1.4%
59940 TRANS OUT-CAPITA	3,111,210.00	2,846,580.00	2,846,580.00	2,846,580.00	2,846,580.00	2,720,844.00	-4.4%
TOTAL 201 SANITARY SEWER	-4,522,048.92	.00	.00	-1,318,072.00	989,143.00	.00	.0%



City of Green Bay

CITY OF GREEN BAY NEXT YEAR / CURRENT YEAR BUDGET ANALYSIS

PROJECTION: 20241 2024 BUDGET PROJECTION						FOR PERIOD 99	
ACCOUNTS FOR:							
202 DPW PARKING SYSTEMS DIVISION	2022 ACTUAL	2023 ORIG BUD	2023 REVISED BUD	2023 ACTUAL	2023 PROJECTION	2024 DEPT/MAYOR	PCT CHANGE
43612 STATE OF WI-MOTO	-382.76	.00	.00	-319.74	-300.00	.00	.0%
45131 PARKING TICKETS	-1,243,950.96	-1,117,000.00	-1,117,000.00	-708,553.85	-840,000.00	-1,183,000.00	5.9%
46331 PARKING METER RE	-261,708.25	-249,800.00	-249,800.00	-212,078.54	-298,000.00	-321,000.00	28.5%
46334 COUNTY LOT "L"	.00	-9,000.00	-9,000.00	.00	-9,000.00	-8,500.00	-5.6%
46335 PARKING RAMP REV	-1,348,425.72	-1,433,800.00	-1,433,800.00	-1,173,200.37	-1,433,800.00	-1,396,100.00	-2.6%
46336 SURFACE LOT REVE	-198,857.55	-242,800.00	-242,800.00	-165,012.34	-200,000.00	-208,500.00	-14.1%
46337 PARKING MANAGEME	-38,999.96	.00	.00	-32,833.30	-39,000.00	.00	.0%
46338 PARKING CONVENIE	-7,500.00	.00	.00	-7,592.15	-7,500.00	.00	.0%
46600 FA-LEASE AMORT A	-17,860.78	.00	.00	.00	.00	.00	.0%
46935 DPW ADMIN FEE	-3,911.40	.00	.00	-2,178.50	-2,200.00	.00	.0%
48100 INTEREST REVENUE	-25,189.86	-4,000.00	-4,000.00	-67,914.42	-90,000.00	-85,000.00	2025.0%
48110 INVESTMENT MARKE	18,388.70	.00	.00	.00	.00	.00	.0%
48930 ACCIDENT REIMBUR	-2,100.00	.00	.00	-2,138.67	-2,200.00	.00	.0%
48990 MISCELLANEOUS RE	-793.30	.00	.00	-241.95	-245.00	.00	.0%
50001 REGULAR SALARIES	696,603.83	1,010,067.00	1,010,067.00	526,727.40	775,000.00	1,020,334.00	1.0%
50003 SEASONAL SALARIE	.00	.00	.00	10,592.00	12,500.00	13,000.00	.0%
50005 COMP TIME PAID O	2,032.54	.00	.00	2,506.95	.00	.00	.0%
50501 OVERTIME	3,829.51	4,000.00	4,000.00	4,396.56	4,500.00	7,000.00	75.0%
51101 VACATION PAY	56,150.34	.00	.00	40,292.63	.00	.00	.0%
51102 HOLIDAY PAY	27,484.90	.00	.00	14,780.56	.00	.00	.0%
51103 PERSONAL DAYS	9,800.44	.00	.00	7,644.88	.00	.00	.0%
51105 FUNERAL LEAVE	2,704.84	.00	.00	2,225.72	.00	.00	.0%



City of Green Bay

CITY OF GREEN BAY NEXT YEAR / CURRENT YEAR BUDGET ANALYSIS

PROJECTION: 20241 2024 BUDGET PROJECTION						FOR PERIOD 99	
ACCOUNTS FOR:							
202 DPW PARKING SYSTEMS DIVISION	2022 ACTUAL	2023 ORIG BUD	2023 REVISED BUD	2023 ACTUAL	2023 PROJECTION	2024 DEPT/MAYOR	PCT CHANGE
51106 JURY DUTY/WITNES	.00	.00	.00	67.95	.00	.00	.0%
51108 SICK PAY	37,161.04	.00	.00	26,521.26	.00	.00	.0%
51109 SICKPAY PAYOUT-R	16,958.29	.00	.00	.00	.00	.00	.0%
51201 HEALTH INSURANCE	192,544.25	236,199.00	236,199.00	140,354.11	190,000.00	208,057.00	-11.9%
51202 DENTAL INSURANCE	14,092.00	18,530.00	18,530.00	8,741.03	15,000.00	13,497.00	-27.2%
51203 LIFE INSURANCE	1,013.23	1,267.00	1,267.00	828.86	1,267.00	1,144.00	-9.7%
51210 SOCIAL SECURITY	49,275.02	60,750.00	60,750.00	37,105.52	52,500.00	62,025.00	2.1%
51211 MEDICARE	11,523.85	14,216.00	14,216.00	8,831.40	13,000.00	14,515.00	2.1%
51212 WORKER'S COMPENS	7,678.99	4,801.00	4,801.00	18,977.26	22,000.00	6,732.00	40.2%
51301 WRS - EMPLOYER S	54,295.41	68,967.00	68,967.00	42,296.59	57,500.00	70,897.00	2.8%
51401 CAR ALLOWANCE	.00	360.00	360.00	.00	360.00	360.00	.0%
51402 CLOTHING ALLOWAN	3,560.92	6,000.00	6,000.00	1,873.80	3,000.00	6,000.00	.0%
51403 SAFETY GLASSES	.00	800.00	800.00	.00	800.00	600.00	-25.0%
52001 TRAINING & TRAVE	.00	4,350.00	4,350.00	2,124.05	3,300.00	8,300.00	90.8%
52003 DUES & BONDS	695.00	720.00	720.00	695.00	720.00	650.00	-9.7%
53001 CONTRACTUAL SERV	278,915.65	240,000.00	240,000.00	171,669.02	240,000.00	253,500.00	5.6%
53020 SOFTWARE MAINTEN	47,135.81	40,000.00	40,000.00	.00	40,000.00	50,000.00	25.0%
53021 LEGAL EXPENSES	57.90	1,600.00	1,600.00	.00	1,600.00	1,000.00	-37.5%
53022 PERSONNEL RISK M	630.72	1,100.00	1,100.00	289.80	1,100.00	1,100.00	.0%
53025 SECURITY SERVICE	73,174.79	80,000.00	80,000.00	47,741.05	80,000.00	125,000.00	56.3%
53029 PRINTING SERVICE	124.76	700.00	700.00	166.60	700.00	2,000.00	185.7%
53030 SNOWPLOWING SERV	40,083.75	42,000.00	42,000.00	81,913.75	125,000.00	60,000.00	42.9%



City of Green Bay

CITY OF GREEN BAY NEXT YEAR / CURRENT YEAR BUDGET ANALYSIS

PROJECTION: 20241 2024 BUDGET PROJECTION						FOR PERIOD 99	
ACCOUNTS FOR:							
202 DPW PARKING SYSTEMS DIVISION	2022 ACTUAL	2023 ORIG BUD	2023 REVISED BUD	2023 ACTUAL	2023 PROJECTION	2024 DEPT/MAYOR	PCT CHANGE
53038 CREDIT CARD FEES	91,776.39	81,000.00	81,000.00	63,759.96	81,000.00	85,000.00	4.9%
54002 OFFICE SUPPLIES	3,708.53	5,100.00	5,100.00	2,227.69	5,100.00	5,000.00	-2.0%
54005 POSTAGE	2,518.94	2,000.00	2,000.00	2,162.15	2,200.00	3,500.00	75.0%
54006 SAFETY & WELLNES	.00	1,000.00	1,000.00	157.61	500.00	1,000.00	.0%
54007 PUBLIC EDUCATION	.00	1,000.00	1,000.00	.00	1,000.00	1,000.00	.0%
54010 GAS OIL LUBE	24,055.44	25,500.00	25,500.00	14,991.67	22,000.00	19,000.00	-25.5%
54035 PARKING ENFORCEM	10,810.23	14,000.00	14,000.00	1,234.94	14,000.00	14,200.00	1.4%
54071 P-CARD EXPENSE	.00	.00	.00	250.97	.00	.00	.0%
55101 EQUIPMENT REPAIR	.00	500.00	500.00	.00	500.00	500.00	.0%
55110 ELEVATOR REPAIRS	37,527.93	30,000.00	30,000.00	20,657.92	30,000.00	30,000.00	.0%
55111 VEHICLE REPAIRS	54,129.04	45,000.00	45,000.00	58,899.94	65,000.00	55,000.00	22.2%
55112 METER MAINTENANC	6,059.41	6,000.00	6,000.00	3,683.98	6,000.00	6,000.00	.0%
55113 REVENUE CONTROL	44,220.96	57,500.00	57,500.00	38,896.11	57,500.00	47,000.00	-18.3%
55114 PARKING FACILITY	45,260.45	50,000.00	50,000.00	39,148.17	50,000.00	51,000.00	2.0%
55150 NEW EQUIPMENT	2,574.00	2,000.00	2,000.00	4,200.00	2,000.00	4,600.00	130.0%
55203 PROPERTY RENTAL	19,000.00	19,000.00	19,000.00	14,250.00	19,000.00	.00	-100.0%
56101 ELECTRICITY	120,672.14	130,000.00	130,000.00	86,031.03	115,000.00	118,000.00	-9.2%
56201 NATURAL GAS	2,841.28	3,700.00	3,700.00	2,737.40	3,700.00	1,000.00	-73.0%
56302 CELL PHONES	9,928.28	11,100.00	11,100.00	6,865.80	11,100.00	11,100.00	.0%
56402 WATER	3,284.18	2,900.00	2,900.00	2,653.70	2,900.00	3,200.00	10.3%
56403 SEWER	2,527.95	2,900.00	2,900.00	2,037.25	2,900.00	2,900.00	.0%
56404 STORM SEWER UTIL	12,170.28	11,200.00	11,200.00	9,776.61	11,200.00	14,000.00	25.0%



City of Green Bay

CITY OF GREEN BAY NEXT YEAR / CURRENT YEAR BUDGET ANALYSIS

PROJECTION: 20241 2024 BUDGET PROJECTION						FOR PERIOD 99	
ACCOUNTS FOR:							
202 DPW PARKING SYSTEMS DIVISION	2022 ACTUAL	2023 ORIG BUD	2023 REVISED BUD	2023 ACTUAL	2023 PROJECTION	2024 DEPT/MAYOR	PCT CHANGE
57098 DEPT INSURANCE C	11,243.81	61,732.00	61,732.00	11,895.34	61,732.00	78,953.00	27.9%
59013 CASH OVER & SHOR	-1,771.00	.00	.00	-814.00	.00	.00	.0%
59014 BAD DEBT EXPENSE	38.20	.00	.00	.00	.00	.00	.0%
59019 PROPERTY TAXES E	5,354.67	6,000.00	6,000.00	.00	6,000.00	.00	-100.0%
59930 TRANS OUT-DEBT S	380,614.19	454,000.00	454,000.00	453,596.72	454,000.00	474,000.00	4.4%
59940 TRANS OUT-CAPITA	192,675.00	196,841.00	196,841.00	196,841.00	196,841.00	250,436.00	27.2%
TOTAL 202 DPW PARKING SYSTEM	-422,543.76	.00	.00	-136,558.12	-61,225.00	.00	.0%



City of Green Bay

CITY OF GREEN BAY NEXT YEAR / CURRENT YEAR BUDGET ANALYSIS

PROJECTION: 20241 2024 BUDGET PROJECTION							FOR PERIOD 99
ACCOUNTS FOR:	2022 ACTUAL	2023 ORIG BUD	2023 REVISED BUD	2023 ACTUAL	2023 PROJECTION	2024 DEPT/MAYOR	PCT CHANGE
205 STORM WATER UTILITY							
43612 STATE OF WI-MOTO	-5,545.49	.00	.00	-4,573.19	-4,500.00	.00	.0%
44310 PERMIT AND CONNE	-29,940.00	-10,000.00	-10,000.00	-23,400.00	-25,000.00	-38,500.00	285.0%
46415 STORM SEWER REVE	-9,892,656.66	-10,655,753.00	-10,655,753.00	-7,531,571.76	-9,900,000.00	-10,841,378.00	1.7%
46490 PACKER SANITATIO	-20,723.42	.00	.00	-17,925.42	-20,000.00	-10,000.00	.0%
46812 FORESTRY	.00	-176.00	-176.00	-431.36	-176.00	-176.00	.0%
46813 FORESTRY - WOOD	-880.00	-3,344.00	-3,344.00	-5,850.24	-3,344.00	-3,344.00	.0%
46814 TREE REPLACEMENT	.00	-2,640.00	-2,640.00	.00	-2,640.00	-2,640.00	.0%
46815 ARBOR DAY	-352.00	.00	.00	.00	.00	.00	.0%
48100 INTEREST REVENUE	-204,076.28	.00	.00	-471,418.71	-500,000.00	-200,000.00	.0%
48110 INVESTMENT MARKE	184,491.04	.00	.00	.00	.00	.00	.0%
48590 DONATIONS REVENU	.00	-88.00	-88.00	.00	-88.00	-88.00	.0%
48592 LOCAL GRANTS	-47,001.00	.00	.00	-80,000.00	-80,000.00	-10,000.00	.0%
48921 SALE OF SCRAP RE	-6,038.00	-2,000.00	-2,000.00	.00	-2,000.00	-2,000.00	.0%
49120 PROCEEDS FROM NO	-114,224.00	.00	.00	.00	.00	.00	.0%
50001 REGULAR SALARIES	2,105,720.35	2,459,991.00	2,459,991.00	1,649,076.39	2,347,809.00	2,750,724.00	11.8%
50003 SEASONAL SALARIE	10,592.40	52,976.00	52,976.00	36,438.85	47,164.00	57,976.00	9.4%
50005 COMP TIME PAID O	17,207.48	.00	.00	11,300.78	.00	.00	.0%
50501 OVERTIME	33,247.10	47,212.00	47,212.00	16,720.85	40,996.00	49,212.00	4.2%
51101 VACATION PAY	114,924.24	.00	.00	77,511.82	.00	.00	.0%
51102 HOLIDAY PAY	64,347.56	.00	.00	37,942.93	.00	.00	.0%
51103 PERSONAL DAYS	21,204.40	.00	.00	21,102.60	.00	.00	.0%
51105 FUNERAL LEAVE	3,258.94	.00	.00	3,613.35	.00	.00	.0%



City of Green Bay

CITY OF GREEN BAY NEXT YEAR / CURRENT YEAR BUDGET ANALYSIS

PROJECTION: 20241 2024 BUDGET PROJECTION						FOR PERIOD 99	
ACCOUNTS FOR:	2022 ACTUAL	2023 ORIG BUD	2023 REVISED BUD	2023 ACTUAL	2023 PROJECTION	2024 DEPT/MAYOR	PCT CHANGE
205 STORM WATER UTILITY							
51108 SICK PAY	59,035.97	.00	.00	66,107.73	.00	.00	.0%
51109 SICKPAY PAYOUT-R	6,121.48	.00	.00	.00	.00	.00	.0%
51201 HEALTH INSURANCE	465,938.90	497,304.00	497,304.00	380,765.83	487,797.00	531,868.00	7.0%
51202 DENTAL INSURANCE	33,190.20	34,660.00	34,660.00	26,081.71	34,660.00	36,827.00	6.3%
51203 LIFE INSURANCE	2,813.36	3,088.00	3,088.00	2,397.50	3,088.00	3,084.00	-.1%
51210 SOCIAL SECURITY	145,044.54	152,129.00	152,129.00	114,438.41	152,129.00	170,247.00	11.9%
51211 MEDICARE	34,075.24	35,609.00	35,609.00	27,000.06	35,609.00	39,849.00	11.9%
51212 WORKER'S COMPENS	7,274.95	40,269.00	40,269.00	10,868.59	39,279.00	37,459.00	-7.0%
51301 WRS - EMPLOYER S	156,681.90	170,523.00	170,523.00	128,092.39	163,249.00	193,232.00	13.3%
51402 CLOTHING ALLOWAN	3,969.92	6,080.00	6,080.00	5,546.08	6,608.00	8,590.00	41.3%
51403 SAFETY GLASSES	123.58	1,500.00	1,500.00	176.82	500.00	1,000.00	-33.3%
51404 PERSONAL SUPPLIE	1,990.47	5,264.00	5,264.00	1,257.89	5,348.00	5,264.00	.0%
52001 TRAINING & TRAVE	5,013.76	8,836.00	8,836.00	6,580.80	6,436.00	15,352.00	73.7%
52003 DUES & BONDS	5,092.00	10,105.00	10,105.00	8,015.00	10,105.00	10,947.00	8.3%
53001 CONTRACTUAL SERV	-56,329.69	150,000.00	150,000.00	374,842.74	375,000.00	285,650.00	90.4%
53002 COPY MACHINE	2,597.59	3,000.00	3,000.00	435.33	3,000.00	3,000.00	.0%
53014 LICENSES & PERMI	31,418.54	51,600.00	51,600.00	52,835.24	53,000.00	56,844.00	10.2%
53017 FINANCE SERVICES	403,613.52	401,000.00	401,000.00	303,750.00	401,000.00	425,000.00	6.0%
53020 SOFTWARE MAINTEN	56,291.18	50,000.00	50,000.00	.00	50,000.00	67,400.00	34.8%
53021 LEGAL EXPENSES	.00	3,000.00	3,000.00	.00	3,000.00	3,000.00	.0%
53040 SANITATION DISPO	.00	200,000.00	200,000.00	.00	200,000.00	125,000.00	-37.5%
53102 SEWER SEDIMENT C	216,520.60	344,556.00	344,556.00	223,016.00	300,000.00	354,893.00	3.0%



City of Green Bay

CITY OF GREEN BAY NEXT YEAR / CURRENT YEAR BUDGET ANALYSIS

PROJECTION: 20241 2024 BUDGET PROJECTION							FOR PERIOD 99
ACCOUNTS FOR:	2022 ACTUAL	2023 ORIG BUD	2023 REVISED BUD	2023 ACTUAL	2023 PROJECTION	2024 DEPT/MAYOR	PCT CHANGE
205 STORM WATER UTILITY							
53110 SEWER SAMPLING C	.00	5,000.00	5,000.00	.00	5,000.00	4,000.00	-20.0%
54001 MATERIAL & SUPPL	95,555.23	116,502.00	116,502.00	74,695.84	128,000.00	182,937.00	57.0%
54004 BOOKS MAPS SUBSC	.00	47.00	47.00	.00	.00	47.00	.0%
54007 PUBLIC EDUCATION	1,625.75	5,000.00	5,000.00	721.29	5,000.00	5,000.00	.0%
54010 GAS OIL LUBE	94,611.17	61,000.00	61,000.00	45,629.43	61,000.00	65,000.00	6.6%
54060 SOIL SAND GRAVEL	35,770.63	27,733.00	27,733.00	40,514.32	40,000.00	36,533.00	31.7%
54073 HORTICULTURAL MA	32,031.15	17,600.00	17,600.00	14,180.54	14,181.00	22,000.00	25.0%
54074 CHEMICALS CONTRA	31,541.12	62,370.00	62,370.00	49,881.01	62,370.00	80,740.00	29.5%
55101 EQUIPMENT REPAIR	194,010.78	200,000.00	200,000.00	177,755.53	200,000.00	200,000.00	.0%
55130 CITY EQUIPMENT U	231,751.84	300,000.00	300,000.00	.00	300,000.00	300,000.00	.0%
55320 DIKE MAIN-RIGHT	.00	5,000.00	5,000.00	.00	5,000.00	5,000.00	.0%
55358 PUMP STATION REP	25,337.55	100,000.00	100,000.00	24,031.51	50,000.00	100,000.00	.0%
56101 ELECTRICITY	55,618.51	110,000.00	110,000.00	45,983.85	75,000.00	108,350.00	-1.5%
56201 NATURAL GAS	.00	110.00	110.00	.00	110.00	110.00	.0%
56301 TELEPHONE	.00	4,000.00	4,000.00	.00	4,000.00	.00	-100.0%
56302 CELL PHONES	5,672.66	10,222.00	10,222.00	4,686.47	10,222.00	11,594.00	13.4%
56402 WATER	1,989.70	1,750.00	1,750.00	.00	1,750.00	1,900.00	8.6%
56403 SEWER	.00	100.00	100.00	.00	100.00	100.00	.0%
57098 DEPT INSURANCE C	18,624.30	27,401.00	27,401.00	20,802.92	27,401.00	28,527.00	4.1%
59014 BAD DEBT EXPENSE	479.59	.00	.00	.00	.00	.00	.0%
59910 TRANS OUT-GENERA	470,000.00	470,000.00	470,000.00	470,000.00	470,000.00	570,000.00	21.3%
59930 TRANS OUT-DEBT S	1,390,895.37	1,533,354.00	1,533,354.00	1,533,353.86	1,533,354.00	1,603,072.00	4.5%



City of Green Bay

CITY OF GREEN BAY NEXT YEAR / CURRENT YEAR BUDGET ANALYSIS

PROJECTION: 20241 2024 BUDGET PROJECTION						FOR PERIOD 99	
ACCOUNTS FOR:							
205 STORM WATER UTILITY	2022 ACTUAL	2023 ORIG BUD	2023 REVISED BUD	2023 ACTUAL	2023 PROJECTION	2024 DEPT/MAYOR	PCT CHANGE
59940 TRANS OUT-CAPITA	2,556,616.68	2,888,110.00	2,888,110.00	2,888,110.00	2,888,110.00	2,550,798.00	-11.7%
TOTAL 205 STORM WATER UTILIT	-943,833.30	.00	.00	841,091.58	108,627.00	.00	.0%



City of Green Bay

CITY OF GREEN BAY NEXT YEAR / CURRENT YEAR BUDGET ANALYSIS

PROJECTION: 20241 2024 BUDGET PROJECTION						FOR PERIOD 99	
ACCOUNTS FOR:							
206 REVOLVING LOAN FUND	2022 ACTUAL	2023 ORIG BUD	2023 REVISED BUD	2023 ACTUAL	2023 PROJECTION	2024 DEPT/MAYOR	PCT CHANGE
43225 HUD REVENUE	-147,000.00	-120,000.00	-120,000.00	.00	-120,000.00	-230,468.00	92.1%
43226 PROGRAM INCOME	.00	-260,000.00	-260,000.00	.00	-260,000.00	-200,000.00	-23.1%
53017 FINANCE SERVICES	20.00	.00	.00	.00	.00	.00	.0%
53049 ED DIRECT FINANC	435,000.00	380,000.00	380,000.00	185,000.00	380,000.00	430,468.00	13.3%
TOTAL 206 REVOLVING LOAN FUN	288,020.00	.00	.00	185,000.00	.00	.00	.0%



City of Green Bay

CITY OF GREEN BAY NEXT YEAR / CURRENT YEAR BUDGET ANALYSIS

PROJECTION: 20241 2024 BUDGET PROJECTION						FOR PERIOD 99	
ACCOUNTS FOR:	2022 ACTUAL	2023 ORIG BUD	2023 REVISED BUD	2023 ACTUAL	2023 PROJECTION	2024 DEPT/MAYOR	PCT CHANGE
207 TRANSIT CAPITAL							
48990 MISCELLANEOUS RE	-278,967.00	.00	.00	-276,401.00	-276,401.00	-275,096.00	.0%
55130 CITY EQUIPMENT U	202,490.00	.00	.00	200,628.00	200,628.00	200,000.00	.0%
55150 NEW EQUIPMENT	185,479.73	.00	.00	.00	.00	.00	.0%
59910 TRANS OUT-GENERA	36,576.16	.00	.00	75,096.16	75,096.16	75,096.00	.0%
TOTAL 207 TRANSIT CAPITAL	145,578.89	.00	.00	-676.84	-676.84	.00	.0%



City of Green Bay

CITY OF GREEN BAY NEXT YEAR / CURRENT YEAR BUDGET ANALYSIS

PROJECTION: 20241 2024 BUDGET PROJECTION						FOR PERIOD 99	
ACCOUNTS FOR:							
208 TRANSIT OPERATING	2022 ACTUAL	2023 ORIG BUD	2023 REVISED BUD	2023 ACTUAL	2023 PROJECTION	2024 DEPT/MAYOR	PCT CHANGE
41110 CURR REAL PROPER	-1,248,000.00	-1,248,000.00	-1,248,000.00	-1,248,000.00	-1,248,000.00	-1,300,000.00	4.2%
49300 APPLIED SURPLUS	.00	-435,788.00	-435,788.00	.00	-435,788.00	-395,425.00	-9.3%
53001 CONTRACTUAL SERV	721,930.19	1,683,788.00	1,683,788.00	936,000.00	1,683,788.00	1,695,425.00	.7%
TOTAL 208 TRANSIT OPERATING	-526,069.81	.00	.00	-312,000.00	.00	.00	.0%



City of Green Bay

CITY OF GREEN BAY NEXT YEAR / CURRENT YEAR BUDGET ANALYSIS

PROJECTION: 20241 2024 BUDGET PROJECTION FOR PERIOD 99

ACCOUNTS FOR:	2022 ACTUAL	2023 ORIG BUD	2023 REVISED BUD	2023 ACTUAL	2023 PROJECTION	2024 DEPT/MAYOR	PCT CHANGE
209 GBRA-COMM DEV BLOCK GRANT							
41327 NEIGHBORHD HSG S	-20,253.21	.00	.00	-23,127.66	.00	.00	.0%
43211 CARES GRANT	-141,609.15	.00	.00	-377,874.40	.00	.00	.0%
43225 HUD REVENUE	-910,387.44	-785,900.00	-785,900.00	-482,419.31	-785,900.00	-683,300.00	-13.1%
43226 PROGRAM INCOME	-13,000.00	-50,000.00	-50,000.00	-21,600.00	-50,000.00	-50,000.00	.0%
48100 INTEREST REVENUE	-1,611.54	.00	.00	-42,748.51	.00	.00	.0%
48313 LOAN RECEIVABLE	-67,975.88	.00	.00	-90,789.00	.00	.00	.0%
48990 MISCELLANEOUS RE	-8,875.00	.00	.00	.00	.00	.00	.0%
50001 REGULAR SALARIES	170,551.79	165,261.00	165,261.00	98,336.34	165,261.00	202,702.00	22.7%
50005 COMP TIME PAID O	2,473.14	.00	.00	157.56	.00	.00	.0%
51101 VACATION PAY	14,889.87	.00	.00	11,835.57	.00	.00	.0%
51102 HOLIDAY PAY	6,182.35	.00	.00	2,201.30	.00	.00	.0%
51103 PERSONAL DAYS	2,458.83	.00	.00	1,406.71	.00	.00	.0%
51105 FUNERAL LEAVE	572.19	.00	.00	.00	.00	.00	.0%
51106 JURY DUTY/WITNES	-16.00	.00	.00	.00	.00	.00	.0%
51108 SICK PAY	11,050.60	.00	.00	6,460.08	.00	.00	.0%
51201 HEALTH INSURANCE	57,890.70	41,657.00	41,657.00	35,805.73	41,657.00	50,964.00	22.3%
51202 DENTAL INSURANCE	4,012.77	2,995.00	2,995.00	2,265.41	2,995.00	3,647.00	21.8%
51203 LIFE INSURANCE	202.78	173.00	173.00	130.76	173.00	212.00	22.5%
51210 SOCIAL SECURITY	12,085.46	9,783.00	9,783.00	7,051.35	9,783.00	12,063.00	23.3%
51211 MEDICARE	2,826.45	2,289.00	2,289.00	1,649.17	2,289.00	2,823.00	23.3%
51301 WRS - EMPLOYER S	13,613.80	11,240.00	11,240.00	8,187.01	11,240.00	13,989.00	24.5%
52001 TRAINING & TRAVE	-408.32	.00	.00	1,193.91	.00	.00	.0%



City of Green Bay

CITY OF GREEN BAY NEXT YEAR / CURRENT YEAR BUDGET ANALYSIS

PROJECTION: 20241 2024 BUDGET PROJECTION							FOR PERIOD 99	
ACCOUNTS FOR:								
209 GBRA-COMM DEV BLOCK GRANT	2022 ACTUAL	2023 ORIG BUD	2023 REVISED BUD	2023 ACTUAL	2023 PROJECTION	2024 DEPT/MAYOR	PCT CHANGE	
53001 CONTRACTUAL SERV	-29,668.44	602,502.00	602,502.00	555,907.17	669,002.00	446,900.00	-25.8%	
53004 ADVERTISING	.00	.00	.00	194.54	.00	.00	.0%	
53017 FINANCE SERVICES	7,208.93	.00	.00	20,857.30	.00	.00	.0%	
53018 GENERAL AUDIT	.00	.00	.00	1,000.00	.00	.00	.0%	
53029 PRINTING SERVICE	679.12	.00	.00	813.66	.00	.00	.0%	
53043 PROPERTY REHAB	10,141.84	.00	.00	30,018.00	.00	.00	.0%	
53044 SINGLE-FAMILY HO	99,145.00	.00	.00	6,397.70	.00	.00	.0%	
53046 GENERAL MGMT, OV	1,082.24	.00	.00	1,615.47	.00	.00	.0%	
53049 ED DIRECT FINANC	66,432.12	.00	.00	6,849.85	.00	.00	.0%	
53050 PUBLIC SERVICES-	169,908.85	.00	.00	53,218.33	.00	.00	.0%	
54002 OFFICE SUPPLIES	284.02	.00	.00	608.09	.00	.00	.0%	
54005 POSTAGE	34.51	.00	.00	27.46	.00	.00	.0%	
55330 PUBLIC FACILITIE	481,704.38	.00	.00	161,933.00	.00	.00	.0%	
55331 ALLEY RECONSTRUC	-13,861.44	.00	.00	.00	13,861.44	.00	.0%	
56401 UTILITIES	262.72	.00	.00	.00	.00	.00	.0%	
57099 ALLOCATED INSURA	7,103.08	.00	.00	1,572.73	.00	.00	.0%	
TOTAL 209 GBRA-COMM DEV BLOC	-64,868.88	.00	.00	-20,864.68	80,361.44	.00	.0%	



City of Green Bay

CITY OF GREEN BAY NEXT YEAR / CURRENT YEAR BUDGET ANALYSIS

PROJECTION: 20241 2024 BUDGET PROJECTION						FOR PERIOD 99	
ACCOUNTS FOR:	2022 ACTUAL	2023 ORIG BUD	2023 REVISED BUD	2023 ACTUAL	2023 PROJECTION	2024 DEPT/MAYOR	PCT CHANGE
210 GBRA-HOME							
43225 HUD REVENUE	-116,696.82	-577,165.00	-577,165.00	-185,146.35	-577,165.00	-576,345.00	-.1%
43226 PROGRAM INCOME	.00	-200,000.00	-200,000.00	.00	-200,000.00	-250,000.00	25.0%
48313 LOAN RECEIVABLE	-322,133.89	.00	.00	-168,520.96	.00	.00	.0%
50001 REGULAR SALARIES	5,946.06	.00	.00	7,391.63	.00	.00	.0%
51201 HEALTH INSURANCE	1,407.61	.00	.00	2,561.03	.00	.00	.0%
51202 DENTAL INSURANCE	107.38	.00	.00	150.70	.00	.00	.0%
51203 LIFE INSURANCE	6.40	.00	.00	9.51	.00	.00	.0%
51210 SOCIAL SECURITY	296.20	.00	.00	433.13	.00	.00	.0%
51211 MEDICARE	69.26	.00	.00	101.29	.00	.00	.0%
51301 WRS - EMPLOYER S	330.35	.00	.00	502.62	.00	.00	.0%
52001 TRAINING & TRAVE	408.32	.00	.00	.00	.00	.00	.0%
53001 CONTRACTUAL SERV	27,888.75	777,165.00	777,165.00	36,810.00	777,165.00	826,345.00	6.3%
53029 PRINTING SERVICE	26.10	.00	.00	.00	.00	.00	.0%
53043 PROPERTY REHAB	23,500.00	.00	.00	59,908.98	.00	.00	.0%
53044 SINGLE-FAMILY HO	141,251.14	.00	.00	154,622.35	.00	.00	.0%
53046 GENERAL MGMT, OV	925.00	.00	.00	.00	.00	.00	.0%
53047 DIRECT HOMEOWNER	53,500.00	.00	.00	.00	.00	.00	.0%
54005 POSTAGE	277.44	.00	.00	.00	.00	.00	.0%
57099 ALLOCATED INSURA	244.95	.00	.00	110.28	.00	.00	.0%
TOTAL 210 GBRA-HOME	-182,645.75	.00	.00	-91,065.79	.00	.00	.0%



City of Green Bay

CITY OF GREEN BAY NEXT YEAR / CURRENT YEAR BUDGET ANALYSIS

PROJECTION: 20241 2024 BUDGET PROJECTION						FOR PERIOD 99	
ACCOUNTS FOR:							
211 PUBLIC ARTS	2022 ACTUAL	2023 ORIG BUD	2023 REVISED BUD	2023 ACTUAL	2023 PROJECTION	2024 DEPT/MAYOR	PCT CHANGE
43210 FEDERAL GRANT IN	.00	.00	.00	-6,999.28	-6,999.28	.00	.0%
48100 INTEREST REVENUE	-71.02	.00	.00	-408.86	-366.46	.00	.0%
48110 INVESTMENT MARKE	87.92	.00	.00	.00	.00	.00	.0%
48990 MISCELLANEOUS RE	-5,000.00	.00	.00	.00	.00	.00	.0%
49240 TRANSFER IN - CA	-10,000.00	.00	.00	.00	.00	.00	.0%
53001 CONTRACTUAL SERV	9,000.00	.00	.00	13,998.56	13,998.56	.00	.0%
53029 PRINTING SERVICE	234.00	.00	.00	72.00	72.00	.00	.0%
54001 MATERIAL & SUPPL	.00	.00	.00	7.80	7.80	.00	.0%
55120 EQUIPMENT RENTAL	.00	.00	.00	94.60	94.60	.00	.0%
57001 LIABILITY INSURA	1,010.43	.00	.00	1,020.73	1,020.73	.00	.0%
TOTAL 211 PUBLIC ARTS	-4,738.67	.00	.00	7,785.55	7,827.95	.00	.0%



City of Green Bay

CITY OF GREEN BAY NEXT YEAR / CURRENT YEAR BUDGET ANALYSIS

PROJECTION: 20241 2024 BUDGET PROJECTION						FOR PERIOD 99	
ACCOUNTS FOR:	2022 ACTUAL	2023 ORIG BUD	2023 REVISED BUD	2023 ACTUAL	2023 PROJECTION	2024 DEPT/MAYOR	PCT CHANGE
214 BAY BEACH FUND							
46736 BB ADM & FEES	-1,645,617.17	-2,289,371.00	-2,289,371.00	-1,750,023.70	-1,749,936.00	-2,399,851.96	4.8%
46912 BAY BEACH - CONC	-1,551,072.78	-1,823,890.00	-1,823,890.00	-1,621,657.16	-1,618,058.00	-1,719,499.00	-5.7%
48100 INTEREST REVENUE	-14,015.43	.00	.00	-30,238.57	-24,823.81	.00	.0%
48110 INVESTMENT MARKE	10,667.43	.00	.00	.00	.00	.00	.0%
48320 SALE OF EQUIPMEN	.00	.00	.00	-2,255.00	-2,255.00	.00	.0%
48921 SALE OF SCRAP RE	-5,060.90	.00	.00	-6,177.00	-3,177.00	.00	.0%
50001 REGULAR SALARIES	322,363.01	405,540.00	405,540.00	261,925.52	405,540.00	437,937.00	8.0%
50003 SEASONAL SALARIE	873,381.36	1,273,640.00	1,273,640.00	1,113,678.91	1,105,092.00	1,266,198.47	-.6%
50005 COMP TIME PAID O	9,185.86	.00	.00	2,851.41	.00	.00	.0%
50501 OVERTIME	6,560.16	11,210.00	11,210.00	9,996.80	10,000.00	11,000.00	-1.9%
51101 VACATION PAY	18,596.56	.00	.00	16,879.14	.00	.00	.0%
51102 HOLIDAY PAY	12,305.11	.00	.00	6,578.88	.00	.00	.0%
51103 PERSONAL DAYS	4,354.47	.00	.00	3,889.54	.00	.00	.0%
51105 FUNERAL LEAVE	709.20	.00	.00	1,362.13	.00	.00	.0%
51108 SICK PAY	16,329.20	.00	.00	14,123.92	.00	.00	.0%
51110 UNEMPLOYMENT COM	.00	.00	.00	408.13	.00	.00	.0%
51201 HEALTH INSURANCE	85,704.24	84,488.00	84,488.00	70,997.16	84,488.00	85,977.00	1.8%
51202 DENTAL INSURANCE	5,756.72	6,123.00	6,123.00	4,793.01	6,123.00	5,756.00	-6.0%
51203 LIFE INSURANCE	446.96	508.00	508.00	416.25	508.00	540.00	6.3%
51204 LEVY SUPPORTED H	.00	270.00	270.00	.00	.00	270.00	.0%
51210 SOCIAL SECURITY	24,545.75	25,129.00	25,129.00	20,524.84	25,129.00	27,021.00	7.5%
51211 MEDICARE	18,080.64	5,882.00	5,882.00	20,563.95	5,882.00	6,323.00	7.5%



City of Green Bay

CITY OF GREEN BAY NEXT YEAR / CURRENT YEAR BUDGET ANALYSIS

PROJECTION: 20241 2024 BUDGET PROJECTION						FOR PERIOD 99	
ACCOUNTS FOR:							
214 BAY BEACH FUND	2022 ACTUAL	2023 ORIG BUD	2023 REVISED BUD	2023 ACTUAL	2023 PROJECTION	2024 DEPT/MAYOR	PCT CHANGE
51212 WORKER'S COMPENS	7,556.86	5,000.00	5,000.00	2,071.17	50,000.00	5,000.00	.0%
51301 WRS - EMPLOYER S	26,841.28	28,346.00	28,346.00	24,025.31	28,346.00	30,981.00	9.3%
51402 CLOTHING ALLOWAN	7,009.56	7,340.00	7,340.00	15,432.78	15,433.00	7,340.00	.0%
51403 SAFETY GLASSES	.00	100.00	100.00	.00	100.00	100.00	.0%
51404 PERSONAL SUPPLIE	.00	702.00	702.00	900.00	900.00	702.00	.0%
52001 TRAINING & TRAVE	14,203.15	10,500.00	10,500.00	11,415.18	10,243.00	10,500.00	.0%
52003 DUES & BONDS	9,646.85	1,235.00	1,235.00	2,324.09	2,324.00	1,235.00	.0%
52005 RECORDS CHECKS	2,948.53	1,050.00	1,050.00	829.00	829.00	1,050.00	.0%
53001 CONTRACTUAL SERV	24,224.56	22,646.00	22,646.00	38,652.34	33,780.00	27,646.40	22.1%
53002 COPY MACHINE	53.68	300.00	300.00	26.03	125.00	300.00	.0%
53004 ADVERTISING	1,250.97	5,500.00	5,500.00	2,120.00	2,120.00	5,500.00	.0%
53014 LICENSES & PERMI	3,756.80	12,515.00	12,515.00	2,362.00	2,362.00	12,515.20	.0%
53017 FINANCE SERVICES	25,615.00	.00	.00	.00	.00	.00	.0%
53031 ENGINEERING / AD	.00	.00	.00	.00	.00	52,000.00	.0%
53038 CREDIT CARD FEES	35,080.90	24,180.00	24,180.00	35,932.20	24,180.00	24,180.00	.0%
54001 MATERIAL & SUPPL	89,660.94	66,530.00	66,530.00	70,317.45	69,395.00	71,713.43	7.8%
54002 OFFICE SUPPLIES	.00	600.00	600.00	.00	.00	600.00	.0%
54010 GAS OIL LUBE	7,635.07	5,000.00	5,000.00	4,989.90	4,240.00	5,000.00	.0%
54060 SOIL SAND GRAVEL	.00	.00	.00	1,140.00	1,300.00	.00	.0%
54071 P-CARD EXPENSE	.00	.00	.00	414.00	.00	.00	.0%
54072 CONCESSIONS	681,344.78	769,683.00	769,683.00	755,153.80	747,413.00	725,921.12	-5.7%
54073 HORTICULTURAL MA	7,493.25	5,000.00	5,000.00	2,562.45	4,936.00	5,000.00	.0%



City of Green Bay

CITY OF GREEN BAY NEXT YEAR / CURRENT YEAR BUDGET ANALYSIS

PROJECTION: 20241 2024 BUDGET PROJECTION						FOR PERIOD 99	
ACCOUNTS FOR:							
214 BAY BEACH FUND	2022 ACTUAL	2023 ORIG BUD	2023 REVISED BUD	2023 ACTUAL	2023 PROJECTION	2024 DEPT/MAYOR	PCT CHANGE
54074 CHEMICALS CONTRA	.00	300.00	300.00	.00	.00	300.00	.0%
55101 EQUIPMENT REPAIR	214,210.88	247,614.00	247,614.00	111,970.66	143,079.00	250,872.69	1.3%
55120 EQUIPMENT RENTAL	12,209.36	13,025.00	13,025.00	10,281.91	10,762.00	13,025.00	.0%
55140 EQUIPMENT REPLAC	37,840.68	30,000.00	30,000.00	11,021.53	25,674.00	60,000.00	100.0%
55201 BUILDING REPAIRS	28,593.59	15,000.00	15,000.00	26,831.71	37,416.00	15,000.00	.0%
56101 ELECTRICITY	45,736.62	42,998.00	42,998.00	42,374.41	49,888.00	42,998.00	.0%
56201 NATURAL GAS	8,040.70	7,179.00	7,179.00	7,177.06	9,530.00	7,179.48	.0%
56302 CELL PHONES	1,260.00	1,330.00	1,330.00	420.00	1,330.00	1,330.00	.0%
56402 WATER	11,702.88	9,000.00	9,000.00	1,912.88	3,708.00	9,000.00	.0%
56403 SEWER	7,563.64	7,400.00	7,400.00	3,467.61	6,935.00	7,400.00	.0%
56404 STORM SEWER UTIL	18,983.94	15,000.00	15,000.00	20,462.52	20,463.00	15,000.00	.0%
57098 DEPT INSURANCE C	31,407.19	31,392.00	31,392.00	27,810.11	31,392.00	34,323.00	9.3%
59013 CASH OVER & SHOR	318.12	750.00	750.00	346.32	359.00	750.00	.0%
59930 TRANS OUT-DEBT S	164,104.00	164,104.00	164,104.00	164,103.00	164,104.00	833,791.00	408.1%
59940 TRANS OUT-CAPITA	.00	749,152.00	749,152.00	.00	252,821.81	75.17	-100.0%
TOTAL 214 BAY BEACH FUND	-280,485.83	.00	.00	-462,514.42	.00	.00	.0%



City of Green Bay

CITY OF GREEN BAY NEXT YEAR / CURRENT YEAR BUDGET ANALYSIS

PROJECTION: 20241 2024 BUDGET PROJECTION						FOR PERIOD 99	
ACCOUNTS FOR:							
215 HOTEL NORTHLAND HUD 108 LOAN	2022 ACTUAL	2023 ORIG BUD	2023 REVISED BUD	2023 ACTUAL	2023 PROJECTION	2024 DEPT/MAYOR	PCT CHANGE
48100 INTEREST REVENUE	-2,715.66	.00	.00	-3,671.52	.00	-3,000.00	.0%
48940 DEVELOPMENT AGRE	-372,336.70	-365,689.02	-365,689.02	-365,689.02	-365,689.02	-358,000.00	-2.1%
58011 PRINCIPAL-NOTES	261,000.00	261,000.00	261,000.00	261,000.00	261,000.00	261,000.00	.0%
58111 INTEREST-NOTES	111,336.70	104,689.02	104,689.02	104,689.02	104,689.02	100,000.00	-4.5%
TOTAL 215 HOTEL NORTHLAND HU	-2,715.66	.00	.00	-3,671.52	.00	.00	.0%



City of Green Bay

CITY OF GREEN BAY NEXT YEAR / CURRENT YEAR BUDGET ANALYSIS

PROJECTION: 20241 2024 BUDGET PROJECTION							FOR PERIOD 99	
ACCOUNTS FOR:	2022 ACTUAL	2023 ORIG BUD	2023 REVISED BUD	2023 ACTUAL	2023 PROJECTION	2024 DEPT/MAYOR	PCT CHANGE	
217 WHEEL TAX								
43613 WHEEL TAX	-2,094,122.50	-1,900,000.00	-1,900,000.00	-1,327,411.90	-1,900,000.00	-2,000,000.00	5.3%	
46320 DPW PUB CHGS FOR	-26,498.84	.00	.00	-3,758.10	.00	-25,000.00	.0%	
48100 INTEREST REVENUE	-17,443.38	.00	.00	-53,561.62	.00	-15,000.00	.0%	
48110 INVESTMENT MARKE	13,131.92	.00	.00	.00	.00	.00	.0%	
49300 APPLIED SURPLUS	.00	-600,000.00	-600,000.00	.00	-600,000.00	-259,000.00	-56.8%	
54061 BLACKTOP MATERIA	114,863.94	152,500.00	152,500.00	89,342.55	155,495.69	155,000.00	1.6%	
54064 JOINT SEALING MA	143,251.60	137,500.00	137,500.00	157,676.78	137,500.00	140,000.00	1.8%	
55305 PAVE CONST/RECON	1,099,331.09	2,210,000.00	2,210,000.00	1,178,607.67	2,210,000.00	2,004,000.00	-9.3%	
TOTAL 217 WHEEL TAX	-767,486.17	.00	.00	40,895.38	2,995.69	.00	.0%	



City of Green Bay

CITY OF GREEN BAY NEXT YEAR / CURRENT YEAR BUDGET ANALYSIS

PROJECTION: 20241 2024 BUDGET PROJECTION							FOR PERIOD 99	
ACCOUNTS FOR:								
218 COVID	2022 ACTUAL	2023 ORIG BUD	2023 REVISED BUD	2023 ACTUAL	2023 PROJECTION	2024 DEPT/MAYOR	PCT CHANGE	
43210 FEDERAL GRANT IN	-1,492,043.42	-15,924,506.00	-15,924,506.00	.00	-15,924,506.00	-1,500,000.00	-90.6%	
48100 INTEREST REVENUE	-269,997.86	.00	.00	-798,260.19	-750,000.00	-400,000.00	.0%	
50001 REGULAR SALARIES	104,340.31	407,469.00	407,469.00	403,560.79	75,000.00	174,588.00	-57.2%	
50005 COMP TIME PAID O	133.88	.00	.00	.00	.00	.00	.0%	
51101 VACATION PAY	2,432.86	.00	.00	3,118.23	.00	.00	.0%	
51102 HOLIDAY PAY	1,342.65	.00	.00	1,436.32	.00	.00	.0%	
51103 PERSONAL DAYS	193.46	.00	.00	238.09	.00	.00	.0%	
51105 FUNERAL LEAVE	.00	.00	.00	318.33	.00	.00	.0%	
51108 SICK PAY	197.80	.00	.00	293.05	.00	.00	.0%	
51201 HEALTH INSURANCE	7,180.56	7,181.00	7,181.00	6,380.67	7,181.00	7,396.00	3.0%	
51202 DENTAL INSURANCE	461.76	462.00	462.00	365.56	462.00	462.00	.0%	
51203 LIFE INSURANCE	81.21	89.00	89.00	78.64	89.00	96.00	7.9%	
51210 SOCIAL SECURITY	6,673.18	24,301.00	24,301.00	24,265.31	24,301.00	10,593.00	-56.4%	
51211 MEDICARE	1,560.72	10,768.00	10,768.00	5,813.62	10,768.00	2,478.00	-77.0%	
51301 WRS - EMPLOYER S	7,069.64	28,840.00	28,840.00	29,353.62	28,840.00	11,330.00	-60.7%	
51402 CLOTHING ALLOWAN	.00	43,400.00	43,400.00	43,400.00	43,400.00	.00	-100.0%	
52001 TRAINING & TRAVE	.00	.00	.00	201.19	.00	.00	.0%	
52007 RECRUITING	68,452.51	88,000.00	88,000.00	63,043.18	88,000.00	.00	-100.0%	
53001 CONTRACTUAL SERV	50,135.77	6,617,500.00	6,617,500.00	624,237.70	6,657,312.50	.00	-100.0%	
53020 SOFTWARE MAINTEN	2,023.67	210,000.00	210,000.00	43,658.75	210,000.00	.00	-100.0%	
53049 ED DIRECT FINANC	.00	.00	.00	173,997.54	.00	.00	.0%	
54001 MATERIAL & SUPPL	36,400.00	.00	.00	25,386.60	.00	.00	.0%	



City of Green Bay

CITY OF GREEN BAY NEXT YEAR / CURRENT YEAR BUDGET ANALYSIS

PROJECTION: 20241 2024 BUDGET PROJECTION						FOR PERIOD 99	
ACCOUNTS FOR:							
218 COVID	2022 ACTUAL	2023 ORIG BUD	2023 REVISED BUD	2023 ACTUAL	2023 PROJECTION	2024 DEPT/MAYOR	PCT CHANGE
54002 OFFICE SUPPLIES	.00	.00	.00	1,039.21	.00	.00	.0%
54062 PAINT	.00	.00	.00	4,318.43	.00	.00	.0%
55101 EQUIPMENT REPAIR	.00	13,900.00	13,900.00	13,282.40	13,900.00	.00	-100.0%
55102 FURNITURE.MATTRE	.00	20,000.00	20,000.00	19,999.32	20,000.00	.00	-100.0%
55121 LEASE PAYMENT	307,316.25	263,055.00	263,055.00	263,055.00	263,055.00	.00	-100.0%
55140 EQUIPMENT REPLAC	602.00	649,000.00	649,000.00	352,952.29	649,000.00	1,693,057.00	160.9%
55150 NEW EQUIPMENT	754,610.94	735,541.00	735,541.00	1,000,241.13	1,406,619.00	.00	-100.0%
55201 BUILDING REPAIRS	4,850.00	1,475,000.00	1,475,000.00	26,915.00	1,492,500.00	.00	-100.0%
55301 PAVEMENT/SIDEWAL	.00	5,330,000.00	5,330,000.00	.00	5,330,000.00	.00	-100.0%
55303 BIT PATCH/RESURF	.00	.00	.00	1,500,000.00	.00	.00	.0%
55340 SIDEWALK REPLACE	.00	.00	.00	550,000.00	.00	.00	.0%
55359 STORM WATER MGMT	.00	.00	.00	257,339.70	.00	.00	.0%
59015 MISC GRANT EXPEN	37,035.25	.00	.00	.00	.00	.00	.0%
59018 DONATION / PLEDG	98,949.00	.00	.00	267,757.82	.00	.00	.0%
TOTAL 218 COVID	-269,997.86	.00	.00	4,907,787.30	-354,078.50	.00	.0%



City of Green Bay

CITY OF GREEN BAY NEXT YEAR / CURRENT YEAR BUDGET ANALYSIS

PROJECTION: 20241 2024 BUDGET PROJECTION						FOR PERIOD 99	
ACCOUNTS FOR:							
219 FIRE CONSOLIDATION	2022 ACTUAL	2023 ORIG BUD	2023 REVISED BUD	2023 ACTUAL	2023 PROJECTION	2024 DEPT/MAYOR	PCT CHANGE
43420 STATE FIRE TAX	-65,706.07	-66,000.00	-66,000.00	-73,707.88	-73,707.88	-73,700.00	11.7%
43812 BELLEVUE INTER G	-1,455,018.33	-1,515,746.42	-1,515,746.42	-1,162,832.13	-1,515,746.42	-1,562,023.10	3.1%
46230 RESCUE SQUAD FEE	-292,967.64	-200,000.00	-200,000.00	-255,458.98	-200,000.00	-241,000.00	20.5%
50001 REGULAR SALARIES	919,581.00	950,763.00	950,763.00	475,381.50	950,763.00	970,501.10	2.1%
50501 OVERTIME	69,286.59	72,178.40	72,178.40	36,089.20	72,178.40	74,382.05	3.1%
51102 HOLIDAY PAY	76,818.00	78,960.00	78,960.00	39,480.00	78,960.00	80,875.09	2.4%
51201 HEALTH INSURANCE	176,073.00	176,073.00	176,073.00	88,036.50	176,073.00	181,356.00	3.0%
51202 DENTAL INSURANCE	14,004.00	14,004.00	14,004.00	7,002.00	14,004.00	14,004.00	.0%
51203 LIFE INSURANCE	1,158.00	1,194.00	1,194.00	597.00	1,194.00	1,194.00	.0%
51211 MEDICARE	14,447.79	14,930.98	14,930.98	7,465.49	14,930.98	15,244.95	2.1%
51212 WORKER'S COMPENS	7,512.29	8,250.72	8,250.72	4,125.36	8,250.72	9,862.13	19.5%
51301 WRS - EMPLOYER S	164,206.56	186,791.75	186,791.75	93,395.87	186,791.75	201,233.40	7.7%
51402 CLOTHING ALLOWAN	6,000.00	6,000.00	6,000.00	3,000.00	6,000.00	6,000.00	.0%
53001 CONTRACTUAL SERV	.00	.00	.00	6,454.00	.00	52,000.00	.0%
54001 MATERIAL & SUPPL	8,515.93	.00	.00	7,333.12	.00	.00	.0%
54003 HOUSEKEEPING SUP	1,165.89	.00	.00	1,550.02	.00	.00	.0%
54018 TOOLS & SHOP SUP	.00	.00	.00	.00	.00	38,000.00	.0%
55101 EQUIPMENT REPAIR	.00	266,000.00	266,000.00	425.00	266,000.00	224,700.00	-15.5%
57098 DEPT INSURANCE C	5,931.10	6,600.57	6,600.57	3,300.28	6,600.57	7,370.38	11.7%
TOTAL 219 FIRE CONSOLIDATION	-348,991.89	.00	.00	-718,363.65	-7,707.88	.00	.0%



City of Green Bay

CITY OF GREEN BAY NEXT YEAR / CURRENT YEAR BUDGET ANALYSIS

PROJECTION: 20241 2024 BUDGET PROJECTION						FOR PERIOD 99	
ACCOUNTS FOR:							
220 TID AFFORDABLE HOUSING	2022 ACTUAL	2023 ORIG BUD	2023 REVISED BUD	2023 ACTUAL	2023 PROJECTION	2024 DEPT/MAYOR	PCT CHANGE
48100 INTEREST REVENUE	-12,948.10	.00	.00	-26,224.36	-23,739.55	.00	.0%
48110 INVESTMENT MARKE	12,663.59	.00	.00	.00	.00	.00	.0%
53001 CONTRACTUAL SERV	6,365.00	.00	.00	10,525.00	10,525.00	.00	.0%
55401 PURCHASE OF LAND	13,154.92	.00	.00	.00	.00	.00	.0%
59015 MISC GRANT EXPEN	27,207.50	.00	.00	349,588.84	349,588.84	.00	.0%
59019 PROPERTY TAXES E	18,555.11	.00	.00	.00	.00	.00	.0%
TOTAL 220 TID AFFORDABLE HOU	64,998.02	.00	.00	333,889.48	336,374.29	.00	.0%



City of Green Bay

CITY OF GREEN BAY NEXT YEAR / CURRENT YEAR BUDGET ANALYSIS

PROJECTION: 20241 2024 BUDGET PROJECTION FOR PERIOD 99

ACCOUNTS FOR:	2022 ACTUAL	2023 ORIG BUD	2023 REVISED BUD	2023 ACTUAL	2023 PROJECTION	2024 DEPT/MAYOR	PCT CHANGE
221 WEIGHTS & MEASURES							
44910 WEIGHTS & MEASUR	.00	.00	.00	.00	.00	-102,000.00	.0%
47325 INTERGOV WEIGHTS	.00	.00	.00	.00	.00	-53,000.00	.0%
50001 REGULAR SALARIES	.00	.00	.00	.00	.00	69,670.00	.0%
51201 HEALTH INSURANCE	.00	.00	.00	.00	.00	17,916.00	.0%
51202 DENTAL INSURANCE	.00	.00	.00	.00	.00	1,402.00	.0%
51203 LIFE INSURANCE	.00	.00	.00	.00	.00	86.00	.0%
51210 SOCIAL SECURITY	.00	.00	.00	.00	.00	4,163.00	.0%
51211 MEDICARE	.00	.00	.00	.00	.00	974.00	.0%
51301 WRS - EMPLOYER S	.00	.00	.00	.00	.00	4,808.00	.0%
51402 CLOTHING ALLOWAN	.00	.00	.00	.00	.00	350.00	.0%
52001 TRAINING & TRAVE	.00	.00	.00	.00	.00	450.00	.0%
52003 DUES & BONDS	.00	.00	.00	.00	.00	75.00	.0%
54001 MATERIAL & SUPPL	.00	.00	.00	.00	.00	850.00	.0%
54010 GAS OIL LUBE	.00	.00	.00	.00	.00	1,800.00	.0%
55101 EQUIPMENT REPAIR	.00	.00	.00	.00	.00	1,500.00	.0%
55111 VEHICLE REPAIRS	.00	.00	.00	.00	.00	1,000.00	.0%
55140 EQUIPMENT REPLAC	.00	.00	.00	.00	.00	42,876.00	.0%
55203 PROPERTY RENTAL	.00	.00	.00	.00	.00	7,080.00	.0%
TOTAL 221 WEIGHTS & MEASURES	.00	.00	.00	.00	.00	.00	.0%
TOTAL REVENUE	-58,074,430.34	-76,476,754.44	-76,476,754.44	-43,690,295.72	-76,672,434.42	-63,727,402.06	.0%
TOTAL EXPENSE	50,236,600.75	76,476,754.44	76,476,754.44	46,942,957.99	77,774,075.57	63,727,402.06	.0%
GRAND TOTAL	-7,837,829.59	.00	.00	3,252,662.27	1,101,641.15	.00	.0%

** END OF REPORT - Generated by Diana Ellenbecker **

DEBT SERVICE FUND

The Debt Service fund is used to account for and report financial resources that are restricted, committed or assigned to expenditure for the payment of general long-term debt principal, interest, and related cost, other than TID or enterprise debt.



City of Green Bay

CITY OF GREEN BAY NEXT YEAR / CURRENT YEAR BUDGET ANALYSIS

PROJECTION: 20241 2024 BUDGET PROJECTION							FOR PERIOD 99
ACCOUNTS FOR:	2022 ACTUAL	2023 ORIG BUD	2023 REVISED BUD	2023 ACTUAL	2023 PROJECTION	2024 DEPT/MAYOR	PCT CHANGE
301 DEBT SERVICE							
41110 CURR REAL PROPER	-9,690,579.00	-10,019,666.00	-10,019,666.00	-10,019,666.00	-10,019,666.00	-10,523,916.00	5.0%
43812 BELLEVUE INTER G	-8,500.00	-8,500.00	-8,500.00	-8,500.00	-8,500.00	-8,500.00	.0%
48100 INTEREST REVENUE	-283,915.39	-120,000.00	-120,000.00	-620,658.87	-650,000.00	-400,000.00	233.3%
48110 INVESTMENT MARKE	218,573.15	.00	.00	.00	.00	.00	.0%
48131 INT-WATER BONDS	-5,993.65	-2,000.00	-2,000.00	-4,952.78	-5,000.00	-3,000.00	50.0%
48132 INT-SANI SEWER B	-6,090.12	-2,000.00	-2,000.00	-3,847.20	-4,000.00	-3,000.00	50.0%
48133 INT-PAVEMENT BON	-16,351.30	-25,000.00	-25,000.00	-10,113.89	-11,000.00	-20,000.00	-20.0%
48134 INT-SIDEWALK BON	-11,452.34	-5,000.00	-5,000.00	-3,411.80	-3,500.00	-5,000.00	.0%
48135 INT-STORM SEWER	-6,178.99	-2,000.00	-2,000.00	-3,921.67	-4,000.00	-3,000.00	50.0%
48141 PRIOR SERVICE DE	-3,596.15	-3,000.00	-3,000.00	.00	.00	.00	-100.0%
48312 RIVERS EDGE LEAS	-26,222.67	-24,000.00	-24,000.00	-24,000.00	-24,000.00	-24,000.00	.0%
48940 DEVELOPMENT AGRE	-2,714.44	.00	.00	.00	.00	.00	.0%
48990 MISCELLANEOUS RE	-734,041.67	-1,078,743.00	-1,078,743.00	-727,340.00	-1,078,743.00	-1,220,725.00	13.2%
49110 PROCEEDS-GEN OB	-78,900.00	-80,000.00	-80,000.00	-57,710.00	-57,710.00	-80,000.00	.0%
49190 BOND PREMIUM REV	-823,339.80	-600,000.00	-600,000.00	-1,134,958.35	-1,134,958.35	-500,000.00	-16.7%
49220 TRANSFER IN - SP	-3,495,317.34	-3,907,796.00	-3,907,796.00	-3,878,836.71	-3,878,836.71	-4,108,553.00	5.1%
49240 TRANSFER IN - CA	-4,797,441.06	-4,600,360.00	-4,600,360.00	-4,698,231.02	-4,698,231.02	-5,054,703.00	9.9%
49300 APPLIED SURPLUS	.00	-1,052,829.00	-1,052,829.00	.00	-186,876.22	-1,398,442.00	32.8%
53001 CONTRACTUAL SERV	3,006.00	11,000.00	11,000.00	21,944.00	25,000.00	17,400.00	58.2%
53031 ENGINEERING / AD	7,768.00	.00	.00	.00	.00	.00	.0%
58010 PRINCIPAL-GEN BD	13,101,001.00	13,062,000.00	13,062,000.00	13,062,000.00	13,062,000.00	13,403,001.00	2.6%
58011 PRINCIPAL-NOTES	1,625,000.00	2,080,000.00	2,080,000.00	2,080,000.00	2,080,000.00	2,060,000.00	-1.0%



City of Green Bay

CITY OF GREEN BAY NEXT YEAR / CURRENT YEAR BUDGET ANALYSIS

PROJECTION: 20241 2024 BUDGET PROJECTION							FOR PERIOD 99	
ACCOUNTS FOR:								
301 DEBT SERVICE	2022 ACTUAL	2023 ORIG BUD	2023 REVISED BUD	2023 ACTUAL	2023 PROJECTION	2024 DEPT/MAYOR	PCT CHANGE	
58012 PRINCIPAL-STFL	64,999.55	66,229.00	66,229.00	66,228.65	73,103.66	67,870.00	2.5%	
58110 INTEREST-GEN BND	4,335,916.92	4,698,588.00	4,698,588.00	4,796,458.20	4,796,458.20	5,417,280.00	15.3%	
58111 INTEREST-NOTES	340,672.81	510,459.00	510,459.00	510,458.89	510,459.89	1,144,329.00	124.2%	
58112 INTEREST-STFL	8,104.11	6,875.00	6,875.00	6,875.01	.00	5,234.00	-23.9%	
58200 DEBT SERVICE-GBM	734,041.67	1,078,743.00	1,078,743.00	727,340.00	1,078,743.00	1,220,725.00	13.2%	
58300 DEBT SERV-ADM FE	16,710.42	17,000.00	17,000.00	16,545.83	18,000.00	17,000.00	.0%	
58310 BOND ISSUE COSTS	280,951.32	.00	.00	121,256.55	121,256.55	.00	.0%	
59024 DEVELOPMENT PAYM	13,992.16	.00	.00	.00	.00	.00	.0%	
TOTAL 301 DEBT SERVICE	760,103.19	.00	.00	212,958.84	.00	.00	.0%	
TOTAL REVENUE	-19,772,060.77	-21,530,894.00	-21,530,894.00	-21,196,148.29	-21,765,021.30	-23,352,839.00	.0%	
TOTAL EXPENSE	20,532,163.96	21,530,894.00	21,530,894.00	21,409,107.13	21,765,021.30	23,352,839.00	.0%	
GRAND TOTAL	760,103.19	.00	.00	212,958.84	.00	.00	.0%	

** END OF REPORT - Generated by Diana Ellenbecker **



City of Green Bay

CITY OF GREEN BAY NEXT YEAR / CURRENT YEAR BUDGET ANALYSIS

PROJECTION: 20241 2024 BUDGET PROJECTION							FOR PERIOD 99	
ACCOUNTS FOR:								
302 DEBT SERVICE - RDA ISSUE	2022 ACTUAL	2023 ORIG BUD	2023 REVISED BUD	2023 ACTUAL	2023 PROJECTION	2024 DEPT/MAYOR	PCT CHANGE	
48220 RENTAL OF PROPER	-1,641,680.42	-950,382.50	-950,382.50	-1,584,750.00	-1,584,750.00	-2,201,004.00	131.6%	
58010 PRINCIPAL-GEN BD	695,000.00	755,000.00	755,000.00	1,130,000.00	1,130,000.00	1,325,000.00	75.5%	
58110 INTEREST-GEN BND	946,680.42	195,382.50	195,382.50	454,750.00	454,750.00	876,004.00	348.4%	
TOTAL 302 DEBT SERVICE - RDA	.00	.00	.00	.00	.00	.00	.0%	
TOTAL REVENUE	-1,641,680.42	-950,382.50	-950,382.50	-1,584,750.00	-1,584,750.00	-2,201,004.00	.0%	
TOTAL EXPENSE	1,641,680.42	950,382.50	950,382.50	1,584,750.00	1,584,750.00	2,201,004.00	.0%	
GRAND TOTAL	.00	.00	.00	.00	.00	.00	.0%	

** END OF REPORT - Generated by Diana Ellenbecker **

CAPITAL PROJECTS FUNDS

Capital projects funds are used to account for and report financial resources that are restricted, committed or assigned to expenditures for capital outlays, including the acquisition or construction of capital facilities and other capital assets.



City of Green Bay

CITY OF GREEN BAY NEXT YEAR / CURRENT YEAR BUDGET ANALYSIS

PROJECTION: 20241 2024 BUDGET PROJECTION							FOR PERIOD 99	
ACCOUNTS FOR:								
401 STREET CONSTRUCT IMPROVE	2022 ACTUAL	2023 ORIG BUD	2023 REVISED BUD	2023 ACTUAL	2023 PROJECTION	2024 DEPT/MAYOR	PCT CHANGE	
42310 SPEC ASSESS-PAVE	-223,224.03	-250,000.00	-250,000.00	-134,472.98	-250,000.00	-250,000.00	.0%	
43511 STATE GRANTS	-14,372.40	.00	.00	-120,782.42	.00	-1,300,000.00	.0%	
43611 STATE REIMBURSEM	.00	-115,000.00	-115,000.00	.00	-115,000.00	-115,000.00	.0%	
46320 DPW PUB CHGS FOR	-516,020.41	.00	.00	-275,924.67	.00	.00	.0%	
48590 DONATIONS REVENU	-1,000.00	.00	.00	-25,000.00	.00	.00	.0%	
48592 LOCAL GRANTS	-80,000.00	.00	.00	-5,000.00	.00	.00	.0%	
48940 DEVELOPMENT AGRE	-130,288.01	.00	.00	.00	.00	.00	.0%	
48990 MISCELLANEOUS RE	-33,635.74	-14,000.00	-14,000.00	-62,984.00	-14,000.00	-15,000.00	7.1%	
49110 PROCEEDS-GEN OB	-5,475,765.00	-9,652,000.00	-9,652,000.00	-7,715,000.00	-9,652,000.00	-11,150,500.00	15.5%	
49220 TRANSFER IN - SP	-17,380.24	.00	.00	.00	.00	.00	.0%	
49300 APPLIED SURPLUS	.00	-1,800,000.00	-1,800,000.00	.00	-1,800,000.00	-3,500,000.00	94.4%	
50003 SEASONAL SALARIE	20,901.16	.00	.00	21,404.53	.00	51,500.00	.0%	
50501 OVERTIME	866.72	.00	.00	1,284.06	.00	.00	.0%	
51201 HEALTH INSURANCE	267.19	.00	.00	370.85	.00	.00	.0%	
51202 DENTAL INSURANCE	17.68	.00	.00	24.55	.00	.00	.0%	
51203 LIFE INSURANCE	.90	.00	.00	1.32	.00	.00	.0%	
51210 SOCIAL SECURITY	50.23	.00	.00	75.07	.00	.00	.0%	
51211 MEDICARE	323.20	.00	.00	541.33	.00	.00	.0%	
51301 WRS - EMPLOYER S	56.33	.00	.00	87.32	.00	.00	.0%	
51401 CAR ALLOWANCE	45.36	.00	.00	69.43	.00	.00	.0%	
53001 CONTRACTUAL SERV	.00	.00	.00	16,153.00	.00	.00	.0%	
53014 LICENSES & PERMI	240.00	.00	.00	240.00	.00	.00	.0%	



City of Green Bay

CITY OF GREEN BAY NEXT YEAR / CURRENT YEAR BUDGET ANALYSIS

PROJECTION: 20241 2024 BUDGET PROJECTION							FOR PERIOD 99	
ACCOUNTS FOR:								
401 STREET CONSTRUCT IMPROVE	2022 ACTUAL	2023 ORIG BUD	2023 REVISED BUD	2023 ACTUAL	2023 PROJECTION	2024 DEPT/MAYOR	PCT CHANGE	
53031 ENGINEERING / AD	146,747.98	877,000.00	877,000.00	198,584.08	1,177,499.43	1,196,000.00	36.4%	
54001 MATERIAL & SUPPL	.00	.00	.00	124.93	.00	.00	.0%	
54005 POSTAGE	.00	.00	.00	3,702.30	.00	.00	.0%	
54061 BLACKTOP MATERIA	240.00	.00	.00	.00	.00	.00	.0%	
55140 EQUIPMENT REPLAC	.00	.00	.00	57,554.06	.00	.00	.0%	
55141 SIGNAL REPLACEME	29,079.88	1,050,000.00	1,050,000.00	467,314.51	1,050,000.00	1,275,000.00	21.4%	
55301 PAVEMENT/SIDEWAL	924,864.89	1,100,000.00	1,100,000.00	1,898,003.50	1,100,000.00	715,000.00	-35.0%	
55303 BIT PATCH/RESURF	1,845,771.74	2,260,000.00	2,260,000.00	1,782,388.44	3,422,939.39	3,410,000.00	50.9%	
55305 PAVE CONST/RECON	1,276,069.98	3,549,000.00	3,549,000.00	1,481,124.46	3,715,741.41	2,985,000.00	-15.9%	
55306 PERMEABLE PAVEME	62,744.33	.00	.00	-8,720.23	36,505.90	.00	.0%	
55308 MUDJACKING	21,687.52	40,000.00	40,000.00	55,178.02	58,312.48	40,000.00	.0%	
55310 MAIN ST. BRIDGE	92,619.55	1,300,000.00	1,300,000.00	298,070.21	1,300,000.00	3,848,000.00	196.0%	
55311 MISC. BRIDGE REP	1,130,390.60	1,655,000.00	1,655,000.00	373,979.95	1,787,652.10	2,810,000.00	69.8%	
55370 RAILROAD CROSSIN	.00	.00	.00	10,431.00	.00	.00	.0%	
56302 CELL PHONES	366.56	.00	.00	400.10	.00	.00	.0%	
TOTAL 401 STREET CONSTRUCT I	-938,334.03	.00	.00	-1,680,777.28	1,817,650.71	.00	.0%	



City of Green Bay

CITY OF GREEN BAY NEXT YEAR / CURRENT YEAR BUDGET ANALYSIS

PROJECTION: 20241 2024 BUDGET PROJECTION						FOR PERIOD 99	
ACCOUNTS FOR:							
402 SIDEWALKS CONSTRUCTION	2022 ACTUAL	2023 ORIG BUD	2023 REVISED BUD	2023 ACTUAL	2023 PROJECTION	2024 DEPT/MAYOR	PCT CHANGE
42320 SPEC ASSESS-SIDE	-114,367.34	-646,000.00	-646,000.00	-983,984.73	-646,000.00	-325,000.00	-49.7%
49110 PROCEEDS-GEN OB	-470,000.00	-470,000.00	-470,000.00	-470,000.00	-470,000.00	-300,000.00	-36.2%
49300 APPLIED SURPLUS	.00	-240,000.00	-240,000.00	.00	-240,000.00	.00	-100.0%
53031 ENGINEERING / AD	.00	.00	.00	241.87	.00	.00	.0%
55340 SIDEWALK REPLACE	911,751.01	1,080,000.00	1,080,000.00	818,202.64	2,239,817.51	625,000.00	-42.1%
55341 NEW SIDEWALKS	.00	276,000.00	276,000.00	.00	276,000.00	.00	-100.0%
TOTAL 402 SIDEWALKS CONSTRUC	327,383.67	.00	.00	-635,540.22	1,159,817.51	.00	.0%



City of Green Bay

CITY OF GREEN BAY NEXT YEAR / CURRENT YEAR BUDGET ANALYSIS

PROJECTION: 20241 2024 BUDGET PROJECTION							FOR PERIOD 99	
ACCOUNTS FOR:								
403 SANITARY SEWERS CONSTRUCT	2022 ACTUAL	2023 ORIG BUD	2023 REVISED BUD	2023 ACTUAL	2023 PROJECTION	2024 DEPT/MAYOR	PCT CHANGE	
42210 SPEC ASSESS-SANI	-41,698.05	.00	.00	-34,016.10	.00	.00	.0%	
48940 DEVELOPMENT AGRE	-25,106.12	.00	.00	.00	.00	.00	.0%	
49110 PROCEEDS-GEN OB	-1,980,000.00	-5,899,000.00	-5,899,000.00	.00	-5,899,000.00	-2,031,000.00	-65.6%	
49220 TRANSFER IN - SP	-2,645,250.00	-2,000,000.00	-2,000,000.00	-2,233,850.00	-2,000,000.00	.00	-100.0%	
49300 APPLIED SURPLUS	.00	-300,000.00	-300,000.00	.00	-300,000.00	-2,000,000.00	566.7%	
50501 OVERTIME	.00	.00	.00	55.78	.00	.00	.0%	
51201 HEALTH INSURANCE	.00	.00	.00	18.37	.00	.00	.0%	
51202 DENTAL INSURANCE	.00	.00	.00	1.22	.00	.00	.0%	
51203 LIFE INSURANCE	.00	.00	.00	.07	.00	.00	.0%	
51210 SOCIAL SECURITY	.00	.00	.00	3.23	.00	.00	.0%	
51211 MEDICARE	3.18	.00	.00	65.63	.00	.00	.0%	
51301 WRS - EMPLOYER S	.00	.00	.00	3.79	.00	.00	.0%	
53014 LICENSES & PERMI	394.66	.00	.00	394.66	.00	.00	.0%	
53031 ENGINEERING / AD	4,155.63	1,292,000.00	1,292,000.00	.00	1,292,000.00	.00	-100.0%	
53034 SEWER LOCATING	10,568.00	.00	.00	14,533.60	.00	.00	.0%	
55301 PAVEMENT/SIDEWAL	33,658.85	.00	.00	550,233.98	.00	.00	.0%	
55303 BIT PATCH/RESURF	680,614.28	.00	.00	958,588.95	29,071.48	.00	.0%	
55351 SEWER REPAIR	74,081.97	220,000.00	220,000.00	29,089.03	220,000.00	400,000.00	81.8%	
55353 SEWER MAINTENANC	68,047.27	.00	.00	51,846.79	.00	250,000.00	.0%	
55355 SEWER CONSTRUCTI	1,944,372.71	6,612,000.00	6,612,000.00	1,507,695.49	6,801,394.11	8,941,000.00	35.2%	
55357 SEWER TELEVISIONG	.00	75,000.00	75,000.00	.00	75,000.00	75,000.00	.0%	
56302 CELL PHONES	4,451.03	.00	.00	2,971.04	.00	.00	.0%	
TOTAL 403 SANITARY SEWERS CO	-1,871,706.59	.00	.00	847,635.53	218,465.59	5,635,000.00	.0%	



City of Green Bay

CITY OF GREEN BAY NEXT YEAR / CURRENT YEAR BUDGET ANALYSIS

PROJECTION: 20241 2024 BUDGET PROJECTION							FOR PERIOD 99	
ACCOUNTS FOR:								
404 DPW BUILDING CAPITAL IMPROV	2022 ACTUAL	2023 ORIG BUD	2023 REVISED BUD	2023 ACTUAL	2023 PROJECTION	2024 DEPT/MAYOR	PCT CHANGE	
48921 SALE OF SCRAP RE	.00	.00	.00	-845.00	.00	.00	.0%	
49110 PROCEEDS-GEN OB	-1,260,000.00	-665,000.00	-665,000.00	-1,485,000.00	-665,000.00	-3,040,000.00	357.1%	
49300 APPLIED SURPLUS	.00	-420,000.00	-420,000.00	.00	-420,000.00	.00	-100.0%	
55201 BUILDING REPAIRS	704,916.92	.00	.00	-22,828.73	491,745.06	.00	.0%	
55202 BUILDING REMODEL	.00	1,085,000.00	1,085,000.00	.00	1,085,000.00	3,040,000.00	180.2%	
59940 TRANS OUT-CAPITA	59,900.46	.00	.00	.00	.00	.00	.0%	
TOTAL 404 DPW BUILDING CAPIT	-495,182.62	.00	.00	-1,508,673.73	491,745.06	.00	.0%	



City of Green Bay

CITY OF GREEN BAY NEXT YEAR / CURRENT YEAR BUDGET ANALYSIS

PROJECTION: 20241 2024 BUDGET PROJECTION						FOR PERIOD 99	
ACCOUNTS FOR:	2022 ACTUAL	2023 ORIG BUD	2023 REVISED BUD	2023 ACTUAL	2023 PROJECTION	2024 DEPT/MAYOR	PCT CHANGE
407 RIGHT-OF-WAY							
48100 INTEREST REVENUE	.00	-3,000.00	-3,000.00	.00	-3,000.00	-3,000.00	.0%
49300 APPLIED SURPLUS	.00	-195,000.00	-195,000.00	.00	-195,000.00	-171,000.00	-12.3%
55402 PURCHASE RIGHT O	680.00	4,000.00	4,000.00	26,400.00	4,000.00	100,000.00	2400.0%
55403 EASEMENT AQUISIT	.00	2,500.00	2,500.00	500.00	2,500.00	40,000.00	1500.0%
TOTAL 407 RIGHT-OF-WAY	680.00	-191,500.00	-191,500.00	26,900.00	-191,500.00	-34,000.00	-82.2%



City of Green Bay

CITY OF GREEN BAY NEXT YEAR / CURRENT YEAR BUDGET ANALYSIS

PROJECTION: 20241 2024 BUDGET PROJECTION						FOR PERIOD 99	
ACCOUNTS FOR:	2022 ACTUAL	2023 ORIG BUD	2023 REVISED BUD	2023 ACTUAL	2023 PROJECTION	2024 DEPT/MAYOR	PCT CHANGE
408 WATERMAIN CONSTRUCTION							
42201 SPEC ASSESS-WATE	-45,099.70	.00	.00	-38,574.90	.00	.00	.0%
48940 DEVELOPMENT AGRE	-24,320.43	.00	.00	.00	.00	.00	.0%
TOTAL 408 WATERMAIN CONSTRUC	-69,420.13	.00	.00	-38,574.90	.00	.00	.0%



City of Green Bay

CITY OF GREEN BAY NEXT YEAR / CURRENT YEAR BUDGET ANALYSIS

PROJECTION: 20241 2024 BUDGET PROJECTION						FOR PERIOD 99	
ACCOUNTS FOR:	2022 ACTUAL	2023 ORIG BUD	2023 REVISED BUD	2023 ACTUAL	2023 PROJECTION	2024 DEPT/MAYOR	PCT CHANGE
409 CITY BOAT RAMP							
46370 MARINA RENTAL	-744.05	-750.00	-750.00	-770.09	-750.00	-750.00	.0%
46371 BOAT LAUNCH PERM	-64,877.66	-70,000.00	-70,000.00	-61,450.61	-70,000.00	-51,800.00	-26.0%
49300 APPLIED SURPLUS	.00	-450,150.00	-450,150.00	.00	-450,150.00	.00	-100.0%
50001 REGULAR SALARIES	17,463.25	20,000.00	20,000.00	24,009.80	20,000.00	20,000.00	.0%
50003 SEASONAL SALARIE	844.20	3,000.00	3,000.00	2,692.00	3,000.00	3,000.00	.0%
50501 OVERTIME	199.80	200.00	200.00	80.16	200.00	200.00	.0%
51201 HEALTH INSURANCE	2,947.78	4,200.00	4,200.00	4,244.55	4,200.00	4,200.00	.0%
51202 DENTAL INSURANCE	286.76	450.00	450.00	312.31	450.00	450.00	.0%
51203 LIFE INSURANCE	23.18	50.00	50.00	19.81	50.00	50.00	.0%
51210 SOCIAL SECURITY	1,128.03	1,350.00	1,350.00	1,629.13	1,350.00	1,350.00	.0%
51211 MEDICARE	263.82	300.00	300.00	381.02	300.00	300.00	.0%
51301 WRS - EMPLOYER S	1,148.16	1,500.00	1,500.00	1,034.59	1,500.00	.00	-100.0%
53001 CONTRACTUAL SERV	1,949.67	478,750.00	478,750.00	9,721.56	478,750.00	9,300.00	-98.1%
53010 PRIVATE EQUIPMEN	.00	.00	.00	.00	.00	2,200.00	.0%
53038 CREDIT CARD FEES	1,153.93	800.00	800.00	929.11	800.00	800.00	.0%
54001 MATERIAL & SUPPL	9,043.91	5,200.00	5,200.00	8,665.91	5,200.00	5,200.00	.0%
55201 BUILDING REPAIRS	31.40	100.00	100.00	179.65	100.00	500.00	400.0%
56101 ELECTRICITY	768.52	800.00	800.00	558.00	800.00	800.00	.0%
56402 WATER	108.37	200.00	200.00	.00	200.00	200.00	.0%
56404 STORM SEWER UTIL	3,748.15	4,000.00	4,000.00	2,993.90	4,000.00	4,000.00	.0%
TOTAL 409 CITY BOAT RAMP	-24,512.78	.00	.00	-4,769.20	.00	.00	.0%



City of Green Bay

CITY OF GREEN BAY NEXT YEAR / CURRENT YEAR BUDGET ANALYSIS

PROJECTION: 20241 2024 BUDGET PROJECTION						FOR PERIOD 99	
ACCOUNTS FOR:	2022 ACTUAL	2023 ORIG BUD	2023 REVISED BUD	2023 ACTUAL	2023 PROJECTION	2024 DEPT/MAYOR	PCT CHANGE
410 PARK & REC ACQUISITION							
48590 DONATIONS REVENU	-12,018.06	.00	.00	-3,720.38	.00	.00	.0%
48921 SALE OF SCRAP RE	-10,909.64	.00	.00	-24,316.72	.00	.00	.0%
48990 MISCELLANEOUS RE	-200.00	.00	.00	-563.34	.00	.00	.0%
49110 PROCEEDS-GEN OB	-980,000.00	-1,470,000.00	-1,470,000.00	-875,000.00	-1,470,000.00	-1,500,000.00	2.0%
49300 APPLIED SURPLUS	.00	-2,560,000.00	-2,560,000.00	.00	-2,560,000.00	-2,560,000.00	.0%
53001 CONTRACTUAL SERV	261,713.83	4,030,000.00	4,030,000.00	444,732.57	4,030,000.00	4,060,000.00	.7%
54001 MATERIAL & SUPPL	54,833.37	.00	.00	46,697.45	.00	.00	.0%
55201 BUILDING REPAIRS	119.69	.00	.00	100.53	.00	.00	.0%
59019 PROPERTY TAXES E	126.22	.00	.00	.00	.00	.00	.0%
TOTAL 410 PARK & REC ACQUISTI	-686,334.59	.00	.00	-412,069.89	.00	.00	.0%



City of Green Bay

CITY OF GREEN BAY NEXT YEAR / CURRENT YEAR BUDGET ANALYSIS

PROJECTION: 20241 2024 BUDGET PROJECTION						FOR PERIOD 99	
ACCOUNTS FOR:	2022 ACTUAL	2023 ORIG BUD	2023 REVISED BUD	2023 ACTUAL	2023 PROJECTION	2024 DEPT/MAYOR	PCT CHANGE
412 STORM SEWER CONSTRUCTION							
42220 SPEC ASSESS-STOR	-42,475.51	.00	.00	-34,734.10	.00	.00	.0%
48940 DEVELOPMENT AGRE	-9,125.44	.00	.00	.00	.00	.00	.0%
49110 PROCEEDS-GEN OB	-1,740,000.00	-6,368,000.00	-6,368,000.00	-1,195,000.00	-6,368,000.00	-7,445,000.00	16.9%
49220 TRANSFER IN - SP	-2,000,000.00	-4,000,000.00	-4,000,000.00	-2,000,000.00	-4,000,000.00	-5,075,000.00	26.9%
49300 APPLIED SURPLUS	.00	-2,000,000.00	-2,000,000.00	.00	-2,000,000.00	-2,000,000.00	.0%
50003 SEASONAL SALARIE	1,028.23	.00	.00	2,824.00	.00	.00	.0%
50501 OVERTIME	2,865.51	.00	.00	1,415.25	.00	.00	.0%
51210 SOCIAL SECURITY	166.46	.00	.00	83.84	.00	.00	.0%
51211 MEDICARE	55.12	.00	.00	159.90	.00	.00	.0%
51301 WRS - EMPLOYER S	186.25	.00	.00	96.23	.00	.00	.0%
53031 ENGINEERING / AD	5,223.97	342,000.00	342,000.00	1,301.16	342,000.00	.00	-100.0%
53034 SEWER LOCATING	10,568.00	.00	.00	14,533.60	.00	.00	.0%
54001 MATERIAL & SUPPL	2,310.65	.00	.00	.00	.00	.00	.0%
55301 PAVEMENT/SIDEWAL	176,377.49	.00	.00	1,055,632.52	.00	.00	.0%
55303 BIT PATCH/RESURF	1,068,031.13	.00	.00	1,472,539.29	39,435.26	.00	.0%
55351 SEWER REPAIR	185,606.15	450,000.00	450,000.00	92,519.14	450,000.00	400,000.00	-11.1%
55355 SEWER CONSTRUCTI	1,846,622.67	10,891,000.00	10,891,000.00	1,117,957.32	11,799,825.84	10,295,000.00	-5.5%
55356 STORM WATER MANA	127,824.03	595,000.00	595,000.00	5,520.00	595,000.00	3,175,000.00	433.6%
55357 SEWER TELEVISION	.00	90,000.00	90,000.00	.00	90,000.00	90,000.00	.0%
55358 PUMP STATION REP	226,105.00	.00	.00	.00	31,695.00	560,000.00	.0%
56302 CELL PHONES	4,451.02	.00	.00	2,971.04	.00	.00	.0%
TOTAL 412 STORM SEWER CONSTR	-134,179.27	.00	.00	537,819.19	979,956.10	.00	.0%



City of Green Bay

CITY OF GREEN BAY NEXT YEAR / CURRENT YEAR BUDGET ANALYSIS

PROJECTION: 20241 2024 BUDGET PROJECTION FOR PERIOD 99

ACCOUNTS FOR:	2022 ACTUAL	2023 ORIG BUD	2023 REVISED BUD	2023 ACTUAL	2023 PROJECTION	2024 DEPT/MAYOR	PCT CHANGE
413 STORM WATER MANAGEMENT							
42221 STORM MGMT FEE	-122,700.00	.00	.00	.00	.00	.00	.0%
49220 TRANSFER IN - SP	-143,636.68	.00	.00	.00	.00	.00	.0%
53001 CONTRACTUAL SERV	16,260.00	.00	.00	7,600.00	.00	.00	.0%
55359 STORM WATER MGMT	-19,898.20	.00	.00	.00	19,898.20	.00	.0%
TOTAL 413 STORM WATER MANAGE	-269,974.88	.00	.00	7,600.00	19,898.20	.00	.0%



City of Green Bay

CITY OF GREEN BAY NEXT YEAR / CURRENT YEAR BUDGET ANALYSIS

PROJECTION: 20241 2024 BUDGET PROJECTION						FOR PERIOD 99	
ACCOUNTS FOR:							
416 POLICE CAPITAL PROJECTS	2022 ACTUAL	2023 ORIG BUD	2023 REVISED BUD	2023 ACTUAL	2023 PROJECTION	2024 DEPT/MAYOR	PCT CHANGE
53001 CONTRACTUAL SERV	24,000.00	.00	.00	8,900.00	.00	.00	.0%
55201 BUILDING REPAIRS	.00	.00	.00	1,900.00	.00	.00	.0%
TOTAL 416 POLICE CAPITAL PRO	24,000.00	.00	.00	10,800.00	.00	.00	.0%



City of Green Bay

CITY OF GREEN BAY NEXT YEAR / CURRENT YEAR BUDGET ANALYSIS

PROJECTION: 20241 2024 BUDGET PROJECTION							FOR PERIOD 99	
ACCOUNTS FOR:								
417 FIRE CAPITAL PROJECTS	2022 ACTUAL	2023 ORIG BUD	2023 REVISED BUD	2023 ACTUAL	2023 PROJECTION	2024 DEPT/MAYOR	PCT CHANGE	
49110 PROCEEDS-GEN OB	-30,200.00	-1,171,464.00	-1,171,464.00	.00	-1,171,464.00	.00	-100.0%	
49120 PROCEEDS FROM NO	.00	.00	.00	-50,000.00	.00	.00	.0%	
53031 ENGINEERING / AD	13,421.25	.00	.00	.00	.00	.00	.0%	
55201 BUILDING REPAIRS	188,863.71	1,171,464.00	1,171,464.00	97,423.99	1,186,483.14	.00	-100.0%	
TOTAL 417 FIRE CAPITAL PROJE	172,084.96	.00	.00	47,423.99	15,019.14	.00	.0%	



City of Green Bay

CITY OF GREEN BAY NEXT YEAR / CURRENT YEAR BUDGET ANALYSIS

PROJECTION: 20241 2024 BUDGET PROJECTION						FOR PERIOD 99	
ACCOUNTS FOR:							
418 CITY HALL REMODELING	2022 ACTUAL	2023 ORIG BUD	2023 REVISED BUD	2023 ACTUAL	2023 PROJECTION	2024 DEPT/MAYOR	PCT CHANGE
49110 PROCEEDS-GEN OB	.00	-600,000.00	-600,000.00	.00	-600,000.00	-600,000.00	.0%
49120 PROCEEDS FROM NO	.00	.00	.00	-355,000.00	.00	.00	.0%
49300 APPLIED SURPLUS	.00	-200,000.00	-200,000.00	.00	-200,000.00	-300,000.00	50.0%
53001 CONTRACTUAL SERV	22,846.97	800,000.00	800,000.00	507,675.00	800,000.00	900,000.00	12.5%
54001 MATERIAL & SUPPL	.00	.00	.00	12,444.59	.00	.00	.0%
TOTAL 418 CITY HALL REMODELI	22,846.97	.00	.00	165,119.59	.00	.00	.0%



City of Green Bay

CITY OF GREEN BAY NEXT YEAR / CURRENT YEAR BUDGET ANALYSIS

PROJECTION: 20241 2024 BUDGET PROJECTION						FOR PERIOD 99	
ACCOUNTS FOR:	2022 ACTUAL	2023 ORIG BUD	2023 REVISED BUD	2023 ACTUAL	2023 PROJECTION	2024 DEPT/MAYOR	PCT CHANGE
420 FINANCE CAPITAL PROJECT							
53001 CONTRACTUAL SERV	124,868.00	.00	.00	.00	.00	.00	.0%
54001 MATERIAL & SUPPL	.00	.00	.00	4,675.93	7,000.00	.00	.0%
TOTAL 420 FINANCE CAPITAL PR	124,868.00	.00	.00	4,675.93	7,000.00	.00	.0%



City of Green Bay

CITY OF GREEN BAY NEXT YEAR / CURRENT YEAR BUDGET ANALYSIS

PROJECTION: 20241 2024 BUDGET PROJECTION						FOR PERIOD 99	
ACCOUNTS FOR:							
421 PUBLIC SAF/GOV IT EQUIPMNT LEVY	2022 ACTUAL	2023 ORIG BUD	2023 REVISED BUD	2023 ACTUAL	2023 PROJECTION	2024 DEPT/MAYOR	PCT CHANGE
41110 CURR REAL PROPER	.00	-108,500.00	-108,500.00	-108,500.00	-108,500.00	-126,000.00	16.1%
47310 INTERGOVT CHGS G	-51,125.80	-83,500.00	-83,500.00	-8,148.61	-60,000.00	-56,000.00	-32.9%
48320 SALE OF EQUIPMEN	-291.20	.00	.00	.00	.00	.00	.0%
49120 PROCEEDS FROM NO	-50,000.00	.00	.00	.00	.00	.00	.0%
53001 CONTRACTUAL SERV	.00	.00	.00	29,212.45	29,212.45	.00	.0%
55140 EQUIPMENT REPLAC	131,997.64	192,000.00	192,000.00	164,537.97	219,741.62	182,000.00	-5.2%
TOTAL 421 PUBLIC SAF/GOV IT	30,580.64	.00	.00	77,101.81	80,454.07	.00	.0%



City of Green Bay

CITY OF GREEN BAY NEXT YEAR / CURRENT YEAR BUDGET ANALYSIS

PROJECTION: 20241 2024 BUDGET PROJECTION						FOR PERIOD 99	
ACCOUNTS FOR:							
423 POLICE EQUIPMENT REPLACEMENT	2022 ACTUAL	2023 ORIG BUD	2023 REVISED BUD	2023 ACTUAL	2023 PROJECTION	2024 DEPT/MAYOR	PCT CHANGE
41110 CURR REAL PROPER	.00	-372,639.08	-372,639.08	-372,639.08	-372,639.08	-20,000.00	-94.6%
48320 SALE OF EQUIPMEN	-10,688.00	-24,800.00	-24,800.00	-3,150.00	-24,800.00	-50,000.00	101.6%
48400 INSURANCE RECOVE	-175,166.46	.00	.00	-95,763.29	.00	.00	.0%
49120 PROCEEDS FROM NO	-930,000.00	.00	.00	-1,431,500.00	.00	.00	.0%
49150 FA-LEASE PROCEED	-534,460.10	.00	.00	.00	.00	.00	.0%
55101 EQUIPMENT REPAIR	155,169.49	.00	.00	63,441.50	.00	.00	.0%
55121 LEASE PAYMENT	.00	397,439.08	397,439.08	357,527.29	397,439.08	70,000.00	-82.4%
55140 EQUIPMENT REPLAC	101,336.64	.00	.00	842,478.23	506,433.00	.00	.0%
57100 FA-LEASE OUTLAY	534,460.10	.00	.00	.00	.00	.00	.0%
TOTAL 423 POLICE EQUIPMENT R	-859,348.33	.00	.00	-639,605.35	506,433.00	.00	.0%



City of Green Bay

CITY OF GREEN BAY NEXT YEAR / CURRENT YEAR BUDGET ANALYSIS

PROJECTION: 20241 2024 BUDGET PROJECTION							FOR PERIOD 99	
ACCOUNTS FOR:								
424 FIRE EQUIPMENT REPLACEMENT	2022 ACTUAL	2023 ORIG BUD	2023 REVISED BUD	2023 ACTUAL	2023 PROJECTION	2024 DEPT/MAYOR	PCT CHANGE	
41110 CURR REAL PROPER	-127,600.00	.00	.00	.00	.00	.00	.00	.0%
46232 EQUIPMENT REIMBU	-8,200.00	.00	.00	-6,000.00	.00	.00	.00	.0%
48320 SALE OF EQUIPMEN	-4,345.00	.00	.00	-76,125.10	.00	.00	.00	.0%
48400 INSURANCE RECOVE	-9,600.70	.00	.00	-14,288.21	.00	.00	.00	.0%
48590 DONATIONS REVENU	-5,430.00	.00	.00	.00	.00	.00	.00	.0%
49110 PROCEEDS-GEN OB	-1,608,135.00	-699,450.00	-699,450.00	.00	-699,450.00	.00	-100.0%	
49120 PROCEEDS FROM NO	-1,104,000.00	.00	.00	-749,500.00	.00	.00	.00	.0%
55101 EQUIPMENT REPAIR	8,813.51	.00	.00	16,788.21	.00	.00	.00	.0%
55140 EQUIPMENT REPLAC	1,155,997.16	699,450.00	699,450.00	1,015,037.13	2,415,452.75	.00	-100.0%	
55150 NEW EQUIPMENT	56,672.18	.00	.00	1,403,965.00	.00	.00	.00	.0%
TOTAL 424 FIRE EQUIPMENT REP	-1,645,827.85	.00	.00	1,589,877.03	1,716,002.75	.00	.0%	



City of Green Bay

CITY OF GREEN BAY NEXT YEAR / CURRENT YEAR BUDGET ANALYSIS

PROJECTION: 20241 2024 BUDGET PROJECTION						FOR PERIOD 99	
ACCOUNTS FOR:							
425 INSP/PLANNING EQUIPMENT REPLAC	2022 ACTUAL	2023 ORIG BUD	2023 REVISED BUD	2023 ACTUAL	2023 PROJECTION	2024 DEPT/MAYOR	PCT CHANGE
41110 CURR REAL PROPER	-12,000.00	-30,000.00	-30,000.00	-30,000.00	-30,000.00	-60,000.00	100.0%
48320 SALE OF EQUIPMEN	-7,470.00	.00	.00	.00	.00	.00	.0%
48400 INSURANCE RECOVE	-2,037.05	.00	.00	.00	.00	.00	.0%
49150 FA-LEASE PROCEED	-118,068.33	.00	.00	.00	.00	.00	.0%
49210 TRANSFER IN - GE	-47,011.79	-48,697.00	-48,697.00	.00	-48,697.00	.00	-100.0%
55121 LEASE PAYMENT	27,241.93	30,000.00	30,000.00	29,834.46	30,000.00	60,000.00	100.0%
55140 EQUIPMENT REPLAC	1,910.18	48,697.00	48,697.00	44,668.00	48,697.00	.00	-100.0%
57100 FA-LEASE OUTLAY	118,068.33	.00	.00	.00	.00	.00	.0%
TOTAL 425 INSP/PLANNING EQUI	-39,366.73	.00	.00	44,502.46	.00	.00	.0%



City of Green Bay

CITY OF GREEN BAY NEXT YEAR / CURRENT YEAR BUDGET ANALYSIS

PROJECTION: 20241 2024 BUDGET PROJECTION						FOR PERIOD 99	
ACCOUNTS FOR:							
426 PRF EQUIPMENT REPLACEMENT	2022 ACTUAL	2023 ORIG BUD	2023 REVISED BUD	2023 ACTUAL	2023 PROJECTION	2024 DEPT/MAYOR	PCT CHANGE
41110 CURR REAL PROPER	.00	-35,000.00	-35,000.00	-35,000.00	-35,000.00	-114,340.00	226.7%
48320 SALE OF EQUIPMEN	-77,355.00	-95,000.00	-95,000.00	-642.64	-95,000.00	-50,000.00	-47.4%
48400 INSURANCE RECOVE	-9,390.00	.00	.00	-1,130.11	.00	.00	.0%
49120 PROCEEDS FROM NO	-183,776.00	-926,300.00	-926,300.00	-671,000.00	-926,300.00	-875,000.00	-5.5%
54001 MATERIAL & SUPPL	643.65	.00	.00	.00	.00	.00	.0%
55101 EQUIPMENT REPAIR	99,613.00	.00	.00	.00	.00	.00	.0%
55121 LEASE PAYMENT	127,744.23	130,000.00	130,000.00	120,566.35	130,000.00	164,340.00	26.4%
55140 EQUIPMENT REPLAC	6,124.86	891,300.00	891,300.00	430,554.03	975,829.88	875,000.00	-1.8%
55150 NEW EQUIPMENT	6,836.00	35,000.00	35,000.00	2,500.00	35,000.00	.00	-100.0%
TOTAL 426 PRF EQUIPMENT REPL	-29,559.26	.00	.00	-154,152.37	84,529.88	.00	.0%



City of Green Bay

CITY OF GREEN BAY NEXT YEAR / CURRENT YEAR BUDGET ANALYSIS

PROJECTION: 20241 2024 BUDGET PROJECTION						FOR PERIOD 99	
ACCOUNTS FOR:	2022 ACTUAL	2023 ORIG BUD	2023 REVISED BUD	2023 ACTUAL	2023 PROJECTION	2024 DEPT/MAYOR	PCT CHANGE
427 DPW EQUIPMENT REPLACEMENT							
41110 CURR REAL PROPER	-15,000.00	-100,000.00	-100,000.00	-100,000.00	-100,000.00	-210,000.00	110.0%
47410 EQUIPMENT REVENU	-8,522.96	.00	.00	.00	.00	.00	.0%
48320 SALE OF EQUIPMEN	-188,248.04	-128,175.00	-128,175.00	-144,599.00	-128,175.00	-40,000.00	-68.8%
48400 INSURANCE RECOVER	-29,087.13	.00	.00	-30,638.71	.00	.00	.0%
49120 PROCEEDS FROM NO	-1,375,000.00	-1,314,000.00	-1,314,000.00	-1,178,000.00	-1,314,000.00	-1,900,000.00	44.6%
49150 FA-LEASE PROCEED	-544,291.85	.00	.00	.00	.00	.00	.0%
49240 TRANSFER IN - CA	-7,772.16	.00	.00	-30,660.50	.00	.00	.0%
55101 EQUIPMENT REPAIR	4,200.27	.00	.00	.00	.00	.00	.0%
55121 LEASE PAYMENT	159,686.85	227,175.00	227,175.00	178,914.70	227,175.00	250,000.00	10.0%
55140 EQUIPMENT REPLAC	970,949.36	439,000.00	439,000.00	1,199,608.12	1,489,320.60	1,900,000.00	332.8%
55150 NEW EQUIPMENT	25,930.70	876,000.00	876,000.00	.00	876,000.00	.00	-100.0%
57100 FA-LEASE OUTLAY	544,291.85	.00	.00	.00	.00	.00	.0%
TOTAL 427 DPW EQUIPMENT REPL	-462,863.11	.00	.00	-105,375.39	1,050,320.60	.00	.0%



City of Green Bay

CITY OF GREEN BAY NEXT YEAR / CURRENT YEAR BUDGET ANALYSIS

PROJECTION: 20241 2024 BUDGET PROJECTION						FOR PERIOD 99	
ACCOUNTS FOR:	2022 ACTUAL	2023 ORIG BUD	2023 REVISED BUD	2023 ACTUAL	2023 PROJECTION	2024 DEPT/MAYOR	PCT CHANGE
428 SANITARY SEWER EQUIPMENT							
48320 SALE OF EQUIPMEN	-445.00	-5,000.00	-5,000.00	.00	-5,000.00	.00	-100.0%
49220 TRANSFER IN - SP	-465,960.00	-612,730.00	-612,730.00	-612,730.00	-612,730.00	-1,257,500.00	105.2%
55140 EQUIPMENT REPLAC	.00	60,000.00	60,000.00	60,035.86	60,000.00	1,220,000.00	1933.3%
55150 NEW EQUIPMENT	169.50	96,500.00	96,500.00	96,377.62	96,500.00	37,500.00	-61.1%
TOTAL 428 SANITARY SEWER EQU	-466,235.50	-461,230.00	-461,230.00	-456,316.52	-461,230.00	.00	-100.0%



City of Green Bay

CITY OF GREEN BAY NEXT YEAR / CURRENT YEAR BUDGET ANALYSIS

PROJECTION: 20241 2024 BUDGET PROJECTION						FOR PERIOD 99	
ACCOUNTS FOR:							
429 STORM SEWER EQUIPMENT	2022 ACTUAL	2023 ORIG BUD	2023 REVISED BUD	2023 ACTUAL	2023 PROJECTION	2024 DEPT/MAYOR	PCT CHANGE
48320 SALE OF EQUIPMEN	-3,150.00	-5,000.00	-5,000.00	.00	-5,000.00	.00	-100.0%
49220 TRANSFER IN - SP	-412,980.00	-888,110.00	-888,110.00	-888,110.00	-888,110.00	.00	-100.0%
55140 EQUIPMENT REPLAC	554,645.98	350,000.00	350,000.00	303,044.66	350,000.00	.00	-100.0%
55150 NEW EQUIPMENT	110.18	.00	.00	.00	.00	.00	.0%
59940 TRANS OUT-CAPITA	.00	.00	.00	6,000.00	.00	.00	.0%
TOTAL 429 STORM SEWER EQUIPM	138,626.16	-543,110.00	-543,110.00	-579,065.34	-543,110.00	.00	-100.0%



City of Green Bay

CITY OF GREEN BAY NEXT YEAR / CURRENT YEAR BUDGET ANALYSIS

PROJECTION: 20241 2024 BUDGET PROJECTION						FOR PERIOD 99	
ACCOUNTS FOR:							
430 PARKING DIVISION CAPITAL	2022 ACTUAL	2023 ORIG BUD	2023 REVISED BUD	2023 ACTUAL	2023 PROJECTION	2024 DEPT/MAYOR	PCT CHANGE
48100 INTEREST REVENUE	-1,081.94	.00	.00	.00	.00	.00	.0%
49110 PROCEEDS-GEN OB	-700,000.00	-650,000.00	-650,000.00	-520,000.00	-650,000.00	-1,420,000.00	118.5%
49220 TRANSFER IN - SP	-68,000.00	-72,000.00	-72,000.00	-72,000.00	-72,000.00	-18,000.00	-75.0%
49240 TRANSFER IN - CA	-59,900.46	.00	.00	.00	.00	.00	.0%
49300 APPLIED SURPLUS	.00	.00	.00	.00	.00	-180,000.00	.0%
53031 ENGINEERING / AD	780.85	.00	.00	267.91	.00	1,600,000.00	.0%
55140 EQUIPMENT REPLAC	1,278.19	72,000.00	72,000.00	.00	134,969.00	18,000.00	-75.0%
55305 PAVE CONST/RECON	407,531.02	650,000.00	650,000.00	544,059.97	786,176.18	.00	-100.0%
TOTAL 430 PARKING DIVISION C	-419,392.34	.00	.00	-47,672.12	199,145.18	.00	.0%



City of Green Bay

CITY OF GREEN BAY NEXT YEAR / CURRENT YEAR BUDGET ANALYSIS

PROJECTION: 20241 2024 BUDGET PROJECTION						FOR PERIOD 99	
ACCOUNTS FOR:							
431 PARKING DIV VEHICLE AND EQUIP	2022 ACTUAL	2023 ORIG BUD	2023 REVISED BUD	2023 ACTUAL	2023 PROJECTION	2024 DEPT/MAYOR	PCT CHANGE
48320 SALE OF EQUIPMEN	-34,001.00	-10,000.00	-10,000.00	-6,978.00	-10,000.00	.00	-100.0%
49220 TRANSFER IN - SP	-124,675.00	-124,841.00	-124,841.00	-124,841.00	-124,841.00	-56,000.00	-55.1%
49240 TRANSFER IN - CA	.00	.00	.00	-6,000.00	.00	.00	.0%
55140 EQUIPMENT REPLAC	63,832.73	62,000.00	62,000.00	108,382.10	84,123.69	.00	-100.0%
55150 NEW EQUIPMENT	.00	.00	.00	.00	.00	56,000.00	.0%
59940 TRANS OUT-CAPITA	7,772.16	.00	.00	30,660.50	.00	.00	.0%
TOTAL 431 PARKING DIV VEHICL	-87,071.11	-72,841.00	-72,841.00	1,223.60	-50,717.31	.00	-100.0%



City of Green Bay

CITY OF GREEN BAY NEXT YEAR / CURRENT YEAR BUDGET ANALYSIS

PROJECTION: 20241 2024 BUDGET PROJECTION							FOR PERIOD 99	
ACCOUNTS FOR:								
436 BAY BEACH DEVELOPMENT	2022 ACTUAL	2023 ORIG BUD	2023 REVISED BUD	2023 ACTUAL	2023 PROJECTION	2024 DEPT/MAYOR	PCT CHANGE	
43210 FEDERAL GRANT IN	-100,000.00	.00	.00	.00	.00	.00	.00	.0%
48100 INTEREST REVENUE	-36,582.88	.00	.00	-91,165.63	.00	-60,000.00	.00	.0%
48110 INVESTMENT MARKE	11,724.27	.00	.00	.00	.00	.00	.00	.0%
48400 INSURANCE RECOVE	-325,000.00	.00	.00	.00	.00	.00	.00	.0%
48590 DONATIONS REVENU	-59,339.37	-701,000.00	-701,000.00	-1,456.40	-701,000.00	.00	.00	-100.0%
49300 APPLIED SURPLUS	.00	-2,785,000.00	-2,785,000.00	.00	-2,785,000.00	-3,240,000.00	.00	16.3%
53001 CONTRACTUAL SERV	129,825.96	3,486,000.00	3,486,000.00	120,664.99	3,526,585.68	3,300,000.00	.00	-5.3%
54001 MATERIAL & SUPPL	14,124.60	.00	.00	48,254.02	.00	.00	.00	.0%
55140 EQUIPMENT REPLAC	.00	.00	.00	28,818.75	.00	.00	.00	.0%
58115 INTEREST EXPENSE	1,390.38	.00	.00	.00	.00	.00	.00	.0%
TOTAL 436 BAY BEACH DEVELOPM	-363,857.04	.00	.00	105,115.73	40,585.68	.00	.00	.0%



City of Green Bay

CITY OF GREEN BAY NEXT YEAR / CURRENT YEAR BUDGET ANALYSIS

PROJECTION: 20241 2024 BUDGET PROJECTION FOR PERIOD 99

ACCOUNTS FOR:	2022 ACTUAL	2023 ORIG BUD	2023 REVISED BUD	2023 ACTUAL	2023 PROJECTION	2024 DEPT/MAYOR	PCT CHANGE
437 NEIGHBORHOOD ENHANCEMENT							
48220 RENTAL OF PROPER	-3,635.00	.00	.00	-3,135.00	.00	.00	.0%
48300 LAND/PROPERTY SA	-8,000.00	.00	.00	-22,301.00	.00	.00	.0%
48990 MISCELLANEOUS RE	-1,500.00	.00	.00	-500.00	.00	.00	.0%
53001 CONTRACTUAL SERV	93,433.70	.00	.00	17,712.05	.00	.00	.0%
53003 MARKETING EXPENS	510.00	.00	.00	30.00	.00	.00	.0%
53032 RAZING SERVICES	500.00	.00	.00	.00	79,500.00	.00	.0%
55401 PURCHASE OF LAND	13,000.00	.00	.00	.00	.00	.00	.0%
56101 ELECTRICITY	5,123.48	.00	.00	847.63	.00	.00	.0%
56201 NATURAL GAS	6,341.75	.00	.00	1,568.51	.00	.00	.0%
56402 WATER	317.62	.00	.00	80.21	.00	.00	.0%
56403 SEWER	445.78	.00	.00	114.13	.00	.00	.0%
56404 STORM SEWER UTIL	3,194.29	.00	.00	638.90	.00	.00	.0%
57002 BUILDING & CONTE	1,480.61	.00	.00	.00	.00	.00	.0%
59015 MISC GRANT EXPEN	1,000.00	.00	.00	.00	.00	.00	.0%
59019 PROPERTY TAXES E	892.46	.00	.00	.00	.00	.00	.0%
59920 TRANS OUT-SPECIA	10,000.00	.00	.00	.00	.00	.00	.0%
TOTAL 437 NEIGHBORHOOD ENHAN	123,104.69	.00	.00	-4,944.57	79,500.00	.00	.0%



City of Green Bay

CITY OF GREEN BAY NEXT YEAR / CURRENT YEAR BUDGET ANALYSIS

PROJECTION: 20241 2024 BUDGET PROJECTION						FOR PERIOD 99		
ACCOUNTS FOR:								
438 ECON DEV GRANT-BROWNFIELDS	2022 ACTUAL	2023 ORIG BUD	2023 REVISED BUD	2023 ACTUAL	2023 PROJECTION	2024 DEPT/MAYOR	PCT CHANGE	
43210 FEDERAL GRANT IN	-144,751.12	.00	.00	-298,324.89	.00	.00	.00	.0%
52001 TRAINING & TRAVE	2,750.87	.00	.00	3,458.51	.00	.00	.00	.0%
53001 CONTRACTUAL SERV	163,748.73	.00	.00	3,652.39	.00	.00	.00	.0%
TOTAL 438 ECON DEV GRANT-BRO	21,748.48	.00	.00	-291,213.99	.00	.00	.00	.0%



City of Green Bay

CITY OF GREEN BAY NEXT YEAR / CURRENT YEAR BUDGET ANALYSIS

PROJECTION: 2024 2024 BUDGET PROJECTION FOR PERIOD 99

ACCOUNTS FOR:	2022 ACTUAL	2023 ORIG BUD	2023 REVISED BUD	2023 ACTUAL	2023 PROJECTION	2024 DEPT/MAYOR	PCT CHANGE
439 KI CONVENTION CENTER BLDG MAIN							
48220 RENTAL OF PROPER	-271,273.56	-271,273.56	-271,273.56	-226,061.30	-271,273.56	-271,273.56	.0%
48990 MISCELLANEOUS RE	-7,451.00	.00	.00	.00	.00	.00	.0%
53001 CONTRACTUAL SERV	17,497.26	.00	.00	94,095.38	.00	.00	.0%
55140 EQUIPMENT REPLAC	264.72	271,273.56	271,273.56	37,700.00	369,708.84	271,273.56	.0%
56404 STORM SEWER UTIL	33.31	.00	.00	.00	.00	.00	.0%
TOTAL 439 KI CONVENTION CENT	-260,929.27	.00	.00	-94,265.92	98,435.28	.00	.0%



City of Green Bay

CITY OF GREEN BAY NEXT YEAR / CURRENT YEAR BUDGET ANALYSIS

PROJECTION: 20241 2024 BUDGET PROJECTION						FOR PERIOD 99	
ACCOUNTS FOR:							
444 TIF #4 - ALEXANDER PROJECT	2022 ACTUAL	2023 ORIG BUD	2023 REVISED BUD	2023 ACTUAL	2023 PROJECTION	2024 DEPT/MAYOR	PCT CHANGE
41110 CURR REAL PROPER	-535,824.04	-597,771.00	-597,771.00	-542,034.44	-597,771.00	-606,738.00	1.5%
43431 STATE AID: EXEMP	-1,071.39	-1,071.00	-1,071.00	-1,071.39	-1,071.00	-1,071.00	.0%
48100 INTEREST REVENUE	-12,831.20	-821.00	-821.00	-12,712.87	-821.00	-9,590.00	1068.1%
48110 INVESTMENT MARKE	12,449.32	480.00	480.00	.00	480.00	.00	-100.0%
52003 DUES & BONDS	150.00	150.00	150.00	150.00	150.00	150.00	.0%
53001 CONTRACTUAL SERV	.00	800.00	800.00	.00	800.00	650.00	-18.8%
53031 ENGINEERING / AD	5,451.00	5,000.00	5,000.00	.00	5,000.00	6,000.00	20.0%
59930 TRANS OUT-DEBT S	200,000.00	200,000.00	200,000.00	200,000.00	200,000.00	200,000.00	.0%
59940 TRANS OUT-CAPITA	1,000,000.00	.00	.00	.00	.00	.00	.0%
TOTAL 444 TIF #4 - ALEXANDER	668,323.69	-393,233.00	-393,233.00	-355,668.70	-393,233.00	-410,599.00	4.4%



City of Green Bay

CITY OF GREEN BAY NEXT YEAR / CURRENT YEAR BUDGET ANALYSIS

PROJECTION: 20241 2024 BUDGET PROJECTION							FOR PERIOD 99	
ACCOUNTS FOR:								
445 TIF #5 - OVERLAY OF TIF	2022 ACTUAL	2023 ORIG BUD	2023 REVISED BUD	2023 ACTUAL	2023 PROJECTION	2024 DEPT/MAYOR	PCT CHANGE	
41110 CURR REAL PROPER	-1,993,580.40	-1,705,419.00	-1,705,419.00	-1,546,403.91	-1,705,419.00	-1,569,600.00	-8.0%	
43415 PERSONAL PROPERT	-51,605.74	-69,259.00	-69,259.00	-51,605.74	-69,259.00	-51,606.00	-25.5%	
43431 STATE AID: EXEMP	-107,818.22	-107,818.00	-107,818.00	-107,818.22	-107,818.00	-107,818.00	.0%	
48100 INTEREST REVENUE	-19,288.84	22,274.00	22,274.00	-51,823.99	22,274.00	-45,613.00	-304.8%	
48110 INVESTMENT MARKE	12,534.19	270.00	270.00	.00	270.00	.00	-100.0%	
48940 DEVELOPMENT AGRE	-13,234.24	-13,066.00	-13,066.00	.00	-13,066.00	-12,971.00	-.7%	
52003 DUES & BONDS	150.00	150.00	150.00	150.00	150.00	150.00	.0%	
53001 CONTRACTUAL SERV	.00	650.00	650.00	.00	650.00	2,600.00	300.0%	
53031 ENGINEERING / AD	76,324.00	72,907.00	72,907.00	.00	72,907.00	77,850.00	6.8%	
55107 STREET LIGHT MAI	3,836.34	116,464.00	116,464.00	783.59	124,622.30	.00	-100.0%	
55301 PAVEMENT/SIDEWAL	5,803.82	.00	.00	.00	.00	.00	.0%	
55401 PURCHASE OF LAND	.00	300,000.00	300,000.00	.00	300,000.00	250,000.00	-16.7%	
56101 ELECTRICITY	1,169.23	1,160.00	1,160.00	1,109.91	1,160.00	1,731.00	49.2%	
56201 NATURAL GAS	8,332.87	6,659.00	6,659.00	3,403.64	6,659.00	5,913.00	-11.2%	
56404 STORM SEWER UTIL	475.39	490.00	490.00	379.25	490.00	665.00	35.7%	
58115 INTEREST EXPENSE	70.05	.00	.00	.00	.00	.00	.0%	
59015 MISC GRANT EXPEN	5,000.00	20,000.00	20,000.00	.00	20,000.00	2,042,256.00	.0%	
59024 DEVELOPMENT PAYM	43,452.72	44,271.00	44,271.00	47,986.34	44,271.00	47,203.00	6.6%	
59930 TRANS OUT-DEBT S	1,212,135.27	1,279,449.00	1,279,449.00	1,216,469.53	1,279,449.00	1,214,773.00	-5.1%	
TOTAL 445 TIF #5 - OVERLAY O	-816,243.56	-30,818.00	-30,818.00	-487,369.60	-22,659.70	1,855,533.00	-6120.9%	



City of Green Bay

CITY OF GREEN BAY NEXT YEAR / CURRENT YEAR BUDGET ANALYSIS

PROJECTION: 20241 2024 BUDGET PROJECTION						FOR PERIOD 99	
ACCOUNTS FOR:	2022 ACTUAL	2023 ORIG BUD	2023 REVISED BUD	2023 ACTUAL	2023 PROJECTION	2024 DEPT/MAYOR	PCT CHANGE
450 TIF #10 - MAIN & MASON							
41110 CURR REAL PROPER	-291,244.00	-247,870.00	-247,870.00	-224,758.67	-247,870.00	-228,130.00	-8.0%
43415 PERSONAL PROPERT	-4,581.23	-4,581.00	-4,581.00	-4,581.23	-4,581.00	.00	-100.0%
43431 STATE AID: EXEMP	-3,651.88	-3,652.00	-3,652.00	-3,651.88	-3,652.00	-3,652.00	.0%
48100 INTEREST REVENUE	-16,249.70	-9,840.00	-9,840.00	-45,940.66	-9,840.00	-34,733.00	253.0%
48110 INVESTMENT MARKE	14,974.56	175.00	175.00	.00	175.00	.00	-100.0%
52003 DUES & BONDS	150.00	150.00	150.00	150.00	150.00	150.00	.0%
53001 CONTRACTUAL SERV	650.00	450,650.00	450,650.00	650.00	450,650.00	700,650.00	55.5%
53031 ENGINEERING / AD	22,188.00	20,288.00	20,288.00	.00	20,288.00	22,188.00	9.4%
55141 SIGNAL REPLACEME	.00	.00	.00	159,361.66	.00	.00	.0%
59024 DEVELOPMENT PAYM	21,664.04	16,460.00	16,460.00	16,732.43	16,460.00	.00	-100.0%
TOTAL 450 TIF #10 - MAIN & M	-256,100.21	221,780.00	221,780.00	-102,038.35	221,780.00	456,473.00	105.8%



City of Green Bay

CITY OF GREEN BAY NEXT YEAR / CURRENT YEAR BUDGET ANALYSIS

PROJECTION: 20241 2024 BUDGET PROJECTION							FOR PERIOD 99	
ACCOUNTS FOR:								
452 TIF #12 - I43 BUSINESS	2022 ACTUAL	2023 ORIG BUD	2023 REVISED BUD	2023 ACTUAL	2023 PROJECTION	2024 DEPT/MAYOR	PCT CHANGE	
41110 CURR REAL PROPER	-2,960,648.81	-1,580,231.00	-1,580,231.00	-1,432,887.92	-1,580,231.00	-1,454,381.00	-8.0%	
43415 PERSONAL PROPERT	-49,060.61	-49,061.00	-49,061.00	-49,060.61	-49,061.00	-49,061.00	.0%	
43431 STATE AID: EXEMP	-375,402.91	-375,403.00	-375,403.00	-375,402.91	-375,403.00	-375,403.00	.0%	
48100 INTEREST REVENUE	-78,176.31	-49,248.00	-49,248.00	-162,330.00	-49,248.00	-56,453.00	14.6%	
48110 INVESTMENT MARKE	71,620.89	.00	.00	.00	.00	.00	.0%	
52003 DUES & BONDS	150.00	.00	.00	150.00	.00	150.00	.0%	
53001 CONTRACTUAL SERV	.00	7,500.00	7,500.00	.00	7,500.00	7,500.00	.0%	
53031 ENGINEERING / AD	58,067.00	40,000.00	40,000.00	.00	40,000.00	40,000.00	.0%	
55305 PAVE CONST/RECON	-11,346.91	.00	.00	.00	11,346.91	.00	.0%	
55355 SEWER CONSTRUCTI	-35,421.73	.00	.00	.00	35,421.73	.00	.0%	
56101 ELECTRICITY	695.18	.00	.00	457.07	.00	.00	.0%	
59019 PROPERTY TAXES E	566.05	.00	.00	.00	.00	.00	.0%	
59024 DEVELOPMENT PAYM	383,812.00	298,343.00	298,343.00	184,411.00	298,343.00	298,343.00	.0%	
59920 TRANS OUT-SPECIA	.00	3,000,000.00	3,000,000.00	.00	3,000,000.00	4,000,000.00	33.3%	
59930 TRANS OUT-DEBT S	270,300.60	267,456.00	267,456.00	267,455.99	267,456.00	267,456.00	.0%	
59940 TRANS OUT-CAPITA	2,000,000.00	.00	.00	.00	.00	.00	.0%	
TOTAL 452 TIF #12 - I43 BUSI	-724,845.56	1,559,356.00	1,559,356.00	-1,567,207.38	1,606,124.64	2,678,151.00	71.7%	



City of Green Bay

CITY OF GREEN BAY NEXT YEAR / CURRENT YEAR BUDGET ANALYSIS

PROJECTION: 20241 2024 BUDGET PROJECTION						FOR PERIOD 99	
ACCOUNTS FOR:							
453 TIF #13 - DOWNTOWN REDEVELOP	2022 ACTUAL	2023 ORIG BUD	2023 REVISED BUD	2023 ACTUAL	2023 PROJECTION	2024 DEPT/MAYOR	PCT CHANGE
41110 CURR REAL PROPER	-2,602,190.58	-2,455,719.00	-2,455,719.00	-2,226,744.62	-2,455,719.00	-2,528,555.00	3.0%
43415 PERSONAL PROPERT	-163,246.82	-246,726.00	-246,726.00	-163,246.82	-246,726.00	-163,247.00	-33.8%
43431 STATE AID: EXEMP	-360,647.79	-360,648.00	-360,648.00	-360,647.79	-360,648.00	-360,648.00	.0%
46336 SURFACE LOT REVE	-5,447.01	.00	.00	-1,887.36	.00	.00	.0%
48100 INTEREST REVENUE	-892.55	.00	.00	-8,374.80	.00	.00	.0%
52003 DUES & BONDS	150.00	150.00	150.00	150.00	150.00	150.00	.0%
53001 CONTRACTUAL SERV	13,100.00	650.00	650.00	6,575.00	650.00	1,000,650.00	.0%
53031 ENGINEERING / AD	74,599.00	50,000.00	50,000.00	37,930.63	50,000.00	74,599.00	49.2%
55114 PARKING FACILITY	46,013.19	.00	.00	.00	.00	.00	.0%
55305 PAVE CONST/RECON	.00	1,000,000.00	1,000,000.00	.00	1,000,000.00	.00	-100.0%
55401 PURCHASE OF LAND	.00	-1,200,290.00	-1,200,290.00	.00	-1,200,290.00	.00	-100.0%
56101 ELECTRICITY	5,295.31	.00	.00	3,033.11	.00	5,000.00	.0%
56404 STORM SEWER UTIL	2,129.16	.00	.00	1,698.70	.00	2,500.00	.0%
58115 INTEREST EXPENSE	4,275.98	5,000.00	5,000.00	2,517.16	5,000.00	5,000.00	.0%
59019 PROPERTY TAXES E	55,336.01	55,336.00	55,336.00	54,999.14	55,336.00	.00	-100.0%
59024 DEVELOPMENT PAYM	472,224.39	509,915.00	509,915.00	314,751.08	509,915.00	479,599.00	-5.9%
59930 TRANS OUT-DEBT S	1,418,091.79	1,411,751.00	1,411,751.00	1,411,751.76	1,411,751.00	1,409,137.00	-.2%
TOTAL 453 TIF #13 - DOWNTOWN	-1,041,209.92	-1,230,581.00	-1,230,581.00	-927,494.81	-1,230,581.00	-75,815.00	-93.8%



City of Green Bay

CITY OF GREEN BAY NEXT YEAR / CURRENT YEAR BUDGET ANALYSIS

PROJECTION: 20241 2024 BUDGET PROJECTION						FOR PERIOD 99	
ACCOUNTS FOR:							
454 TIF #14 - NORTH BROADWAY	2022 ACTUAL	2023 ORIG BUD	2023 REVISED BUD	2023 ACTUAL	2023 PROJECTION	2024 DEPT/MAYOR	PCT CHANGE
41110 CURR REAL PROPER	-659,129.83	-518,688.00	-518,688.00	-470,325.04	-518,688.00	-621,468.00	19.8%
43431 STATE AID: EXEMP	-5,774.30	-5,774.00	-5,774.00	-5,774.30	-5,774.00	-5,774.00	.0%
48100 INTEREST REVENUE	-2,275.60	.00	.00	.00	.00	.00	.0%
48940 DEVELOPMENT AGRE	-214,155.00	-206,297.00	-206,297.00	-214,422.50	-206,297.00	-212,019.00	2.8%
52003 DUES & BONDS	150.00	150.00	150.00	150.00	150.00	150.00	.0%
53001 CONTRACTUAL SERV	650.00	650.00	650.00	650.00	650.00	650.00	.0%
53031 ENGINEERING / AD	54,925.00	48,120.00	48,120.00	.00	48,120.00	54,925.00	14.1%
55107 STREET LIGHT MAI	-61.70	.00	.00	.00	61.70	.00	.0%
58115 INTEREST EXPENSE	32,654.09	9,000.00	9,000.00	79,056.35	9,000.00	5,000.00	-44.4%
59024 DEVELOPMENT PAYM	66,800.57	70,000.00	70,000.00	37,312.37	70,000.00	80,000.00	14.3%
59930 TRANS OUT-DEBT S	465,920.00	736,381.00	736,381.00	467,230.00	736,381.00	750,680.00	1.9%
TOTAL 454 TIF #14 - NORTH BR	-260,296.77	133,542.00	133,542.00	-106,123.12	133,603.70	52,144.00	-61.0%



City of Green Bay

CITY OF GREEN BAY NEXT YEAR / CURRENT YEAR BUDGET ANALYSIS

PROJECTION: 20241 2024 BUDGET PROJECTION						FOR PERIOD 99	
ACCOUNTS FOR:							
	2022 ACTUAL	2023 ORIG BUD	2023 REVISED BUD	2023 ACTUAL	2023 PROJECTION	2024 DEPT/MAYOR	PCT CHANGE
456 TIF #16 - MILITARY AVE							
41110 CURR REAL PROPER	-581,472.24	-508,803.00	-508,803.00	-461,361.84	-508,803.00	-480,362.00	-5.6%
43415 PERSONAL PROPERT	-38,592.41	-59,883.00	-59,883.00	-38,592.41	-59,883.00	-38,592.00	-35.6%
43431 STATE AID: EXEMP	-22,590.76	-22,591.00	-22,591.00	-22,590.76	-22,591.00	-22,591.00	.0%
48100 INTEREST REVENUE	-8,257.40	-6,098.00	-6,098.00	-18,589.52	-6,098.00	-3,057.00	-49.9%
48110 INVESTMENT MARKE	9,441.24	.00	.00	.00	.00	.00	.0%
52003 DUES & BONDS	150.00	150.00	150.00	150.00	150.00	150.00	.0%
53001 CONTRACTUAL SERV	650.00	1,650.00	1,650.00	650.00	1,650.00	650.00	-60.6%
53031 ENGINEERING / AD	18,166.00	13,641.00	13,641.00	.00	13,641.00	18,166.00	33.2%
59024 DEVELOPMENT PAYM	39,281.00	40,000.00	40,000.00	37,763.00	40,000.00	40,000.00	.0%
59930 TRANS OUT-DEBT S	612,074.99	842,075.00	842,075.00	542,075.00	842,075.00	737,625.00	-12.4%
TOTAL 456 TIF #16 - MILITARY	28,850.42	300,141.00	300,141.00	39,503.47	300,141.00	251,989.00	-16.0%



City of Green Bay

CITY OF GREEN BAY NEXT YEAR / CURRENT YEAR BUDGET ANALYSIS

PROJECTION: 20241 2024 BUDGET PROJECTION						FOR PERIOD 99	
ACCOUNTS FOR:							
458 TIF #18 - UNIVERSITY AVENUE	2022 ACTUAL	2023 ORIG BUD	2023 REVISED BUD	2023 ACTUAL	2023 PROJECTION	2024 DEPT/MAYOR	PCT CHANGE
41110 CURR REAL PROPER	-585,852.74	-707,414.00	-707,414.00	-641,453.66	-707,414.00	-718,025.00	1.5%
43415 PERSONAL PROPERT	-11,323.95	-15,679.00	-15,679.00	-11,323.95	-15,679.00	-11,324.00	-27.8%
48100 INTEREST REVENUE	112.82	.00	.00	-2,465.34	.00	.00	.0%
52003 DUES & BONDS	150.00	150.00	150.00	150.00	150.00	150.00	.0%
53001 CONTRACTUAL SERV	650.00	2,650.00	2,650.00	650.00	2,650.00	650.00	-75.5%
53031 ENGINEERING / AD	18,034.00	14,176.00	14,176.00	.00	14,176.00	14,427.00	1.8%
58115 INTEREST EXPENSE	4,684.07	2,000.00	2,000.00	1,067.61	2,000.00	1,000.00	-50.0%
59024 DEVELOPMENT PAYM	200,389.00	190,025.00	190,025.00	173,463.00	190,025.00	282,201.00	48.5%
TOTAL 458 TIF #18 - UNIVERSI	-373,156.80	-514,092.00	-514,092.00	-479,912.34	-514,092.00	-430,921.00	-16.2%



City of Green Bay

CITY OF GREEN BAY NEXT YEAR / CURRENT YEAR BUDGET ANALYSIS

PROJECTION: 20241 2024 BUDGET PROJECTION						FOR PERIOD 99	
ACCOUNTS FOR:							
459 TIF #19 - EAST TOWN/EAST MASON	2022 ACTUAL	2023 ORIG BUD	2023 REVISED BUD	2023 ACTUAL	2023 PROJECTION	2024 DEPT/MAYOR	PCT CHANGE
41110 CURR REAL PROPER	-247,510.95	-279,461.00	-279,461.00	-253,403.43	-279,461.00	-295,204.00	5.6%
48100 INTEREST REVENUE	-3,199.34	-493.00	-493.00	-8,099.28	-493.00	-5,182.00	951.1%
48110 INVESTMENT MARKE	4,415.10	.00	.00	.00	.00	.00	.0%
48940 DEVELOPMENT AGRE	-49,945.84	-54,653.00	-54,653.00	.00	-54,653.00	-49,946.00	-8.6%
52003 DUES & BONDS	150.00	150.00	150.00	150.00	150.00	150.00	.0%
53001 CONTRACTUAL SERV	650.00	2,650.00	2,650.00	650.00	2,650.00	650.00	-75.5%
53031 ENGINEERING / AD	21,165.00	14,314.00	14,314.00	15,765.80	14,314.00	19,049.00	33.1%
59024 DEVELOPMENT PAYM	450,000.00	128,609.00	128,609.00	.00	128,609.00	95,521.00	-25.7%
TOTAL 459 TIF #19 - EAST TOW	175,723.97	-188,884.00	-188,884.00	-244,936.91	-188,884.00	-234,962.00	24.4%



City of Green Bay

CITY OF GREEN BAY NEXT YEAR / CURRENT YEAR BUDGET ANALYSIS

PROJECTION: 20241 2024 BUDGET PROJECTION						FOR PERIOD 99	
ACCOUNTS FOR:							
460 TIF #20 - WHITNEY PARK	2022 ACTUAL	2023 ORIG BUD	2023 REVISED BUD	2023 ACTUAL	2023 PROJECTION	2024 DEPT/MAYOR	PCT CHANGE
41110 CURR REAL PROPER	-154,053.93	-166,373.00	-166,373.00	-150,860.09	-166,373.00	-177,869.00	6.9%
48100 INTEREST REVENUE	-1,182.80	-38.00	-38.00	-5,110.12	-38.00	-2,122.00	5484.2%
48110 INVESTMENT MARKE	1,249.45	45.00	45.00	.00	45.00	.00	-100.0%
52003 DUES & BONDS	150.00	150.00	150.00	150.00	150.00	150.00	.0%
53001 CONTRACTUAL SERV	650.00	650.00	650.00	650.00	650.00	50,650.00	7692.3%
53031 ENGINEERING / AD	13,881.00	14,505.00	14,505.00	.00	14,505.00	12,493.00	-13.9%
59024 DEVELOPMENT PAYM	120,794.00	85,300.00	85,300.00	109,102.00	85,300.00	98,247.00	15.2%
TOTAL 460 TIF #20 - WHITNEY	-18,512.28	-65,761.00	-65,761.00	-46,068.21	-65,761.00	-18,451.00	-71.9%



City of Green Bay

CITY OF GREEN BAY NEXT YEAR / CURRENT YEAR BUDGET ANALYSIS

PROJECTION: 20241 2024 BUDGET PROJECTION							FOR PERIOD 99	
ACCOUNTS FOR:								
461 TIF #21 - GREEN BAY PACKAGING	2022 ACTUAL	2023 ORIG BUD	2023 REVISED BUD	2023 ACTUAL	2023 PROJECTION	2024 DEPT/MAYOR	PCT CHANGE	
41110 CURR REAL PROPER	-1,879,598.52	-1,965,488.00	-1,965,488.00	-1,782,223.18	-1,965,488.00	-1,994,970.00	1.5%	
48100 INTEREST REVENUE	-33,689.26	.00	.00	-107,402.45	.00	.00	.0%	
48110 INVESTMENT MARKE	33,381.41	900.00	900.00	.00	900.00	.00	-100.0%	
49150 FA-LEASE PROCEED	-2,014,286.57	.00	.00	.00	.00	.00	.0%	
52003 DUES & BONDS	150.00	150.00	150.00	150.00	150.00	150.00	.0%	
53001 CONTRACTUAL SERV	650.00	1,700,650.00	1,700,650.00	103,098.00	1,700,650.00	1,189,650.00	-30.0%	
53031 ENGINEERING / AD	30,455.00	20,869.00	20,869.00	.00	20,869.00	27,410.00	31.3%	
55202 BUILDING REMODEL	.00	.00	.00	28,505.42	.00	.00	.0%	
55203 PROPERTY RENTAL	30,661.37	.00	.00	121,850.94	.00	.00	.0%	
57100 FA-LEASE OUTLAY	2,014,286.57	.00	.00	.00	.00	.00	.0%	
59024 DEVELOPMENT PAYM	1,197,839.00	1,318,939.00	1,318,939.00	1,169,465.00	1,318,939.00	1,345,473.00	2.0%	
TOTAL 461 TIF #21 - GREEN BA	-620,151.00	1,076,020.00	1,076,020.00	-466,556.27	1,076,020.00	567,713.00	-47.2%	



City of Green Bay

CITY OF GREEN BAY NEXT YEAR / CURRENT YEAR BUDGET ANALYSIS

PROJECTION: 20241 2024 BUDGET PROJECTION						FOR PERIOD 99	
ACCOUNTS FOR:	2022 ACTUAL	2023 ORIG BUD	2023 REVISED BUD	2023 ACTUAL	2023 PROJECTION	2024 DEPT/MAYOR	PCT CHANGE
462 TIF #22 - SHIPYARD							
41110 CURR REAL PROPER	-3,955.15	-4,000.00	-4,000.00	-3,626.96	-4,000.00	-29,681.00	642.0%
43210 FEDERAL GRANT IN	.00	-500,000.00	-500,000.00	-653,352.90	-500,000.00	.00	-100.0%
43511 STATE GRANTS	.00	.00	.00	-1,000,000.00	.00	.00	.0%
48100 INTEREST REVENUE	-38,314.80	-4,141.00	-4,141.00	-112,326.62	-4,141.00	-39,077.00	843.7%
48110 INVESTMENT MARKE	38,611.75	.00	.00	.00	.00	.00	.0%
48220 RENTAL OF PROPER	-7,200.00	-25,000.00	-25,000.00	-5,400.00	-25,000.00	-5,000.00	-80.0%
48300 LAND/PROPERTY SA	.00	-300,000.00	-300,000.00	.00	-300,000.00	-300,000.00	.0%
49110 PROCEEDS-GEN OB	.00	-2,000,000.00	-2,000,000.00	-3,000,000.00	-2,000,000.00	-4,000,000.00	100.0%
49240 TRANSFER IN - CA	-3,000,000.00	.00	.00	.00	.00	.00	.0%
52003 DUES & BONDS	150.00	150.00	150.00	150.00	150.00	150.00	.0%
53001 CONTRACTUAL SERV	464,552.86	5,800,650.00	5,800,650.00	74,288.55	5,800,650.00	1,500,650.00	-74.1%
53031 ENGINEERING / AD	26,164.18	22,039.00	22,039.00	1,128.70	22,039.00	26,690.00	21.1%
55390 LANDSCAPING/SITE	1,809,520.28	.00	.00	-138,625.65	6,116,459.87	.00	.0%
56101 ELECTRICITY	14,215.18	14,844.00	14,844.00	10,785.95	14,844.00	.00	-100.0%
56201 NATURAL GAS	6,910.50	7,204.00	7,204.00	5,413.61	7,204.00	.00	-100.0%
56402 WATER	336.24	287.00	287.00	146.23	287.00	.00	-100.0%
56403 SEWER	431.43	359.00	359.00	189.30	359.00	.00	-100.0%
56404 STORM SEWER UTIL	8,507.38	6,788.00	6,788.00	3,928.95	6,788.00	.00	-100.0%
59930 TRANS OUT-DEBT S	284,115.41	185,557.00	185,557.00	261,117.50	185,557.00	632,135.00	240.7%
TOTAL 462 TIF #22 - SHIPYARD	-395,954.74	3,204,737.00	3,204,737.00	-4,556,183.34	9,321,196.87	-2,214,133.00	-169.1%



City of Green Bay

CITY OF GREEN BAY NEXT YEAR / CURRENT YEAR BUDGET ANALYSIS

PROJECTION: 20241 2024 BUDGET PROJECTION						FOR PERIOD 99	
ACCOUNTS FOR:							
463 TIF #23 - LEGENDS DISTRICT	2022 ACTUAL	2023 ORIG BUD	2023 REVISED BUD	2023 ACTUAL	2023 PROJECTION	2024 DEPT/MAYOR	PCT CHANGE
41110 CURR REAL PROPER	.00	-43,059.00	-43,059.00	-39,043.83	-43,059.00	-414,629.00	862.9%
48100 INTEREST REVENUE	-5,309.03	-216.00	-216.00	964.43	-216.00	-589.00	172.7%
48110 INVESTMENT MARKE	5,394.66	105.00	105.00	.00	105.00	.00	-100.0%
52003 DUES & BONDS	150.00	150.00	150.00	150.00	150.00	150.00	.0%
53001 CONTRACTUAL SERV	650.00	700,650.00	700,650.00	650.00	700,650.00	.00	-100.0%
53031 ENGINEERING / AD	17,508.00	13,866.00	13,866.00	.00	13,866.00	17,548.00	26.6%
54005 POSTAGE	39.54	.00	.00	.00	.00	.00	.0%
55340 SIDEWALK REPLACE	411,798.99	.00	.00	-20,589.95	581,759.50	.00	.0%
55380 STREET LIGHTING	69.42	.00	.00	701.83	69,592.00	.00	.0%
58115 INTEREST EXPENSE	.00	.00	.00	3,847.72	.00	.00	.0%
TOTAL 463 TIF #23 - LEGENDS	430,301.58	671,496.00	671,496.00	-53,319.80	1,322,847.50	-397,520.00	-159.2%



City of Green Bay

CITY OF GREEN BAY NEXT YEAR / CURRENT YEAR BUDGET ANALYSIS

PROJECTION: 20241 2024 BUDGET PROJECTION						FOR PERIOD 99	
ACCOUNTS FOR:							
464 TID 24-CHERRY STREET	2022 ACTUAL	2023 ORIG BUD	2023 REVISED BUD	2023 ACTUAL	2023 PROJECTION	2024 DEPT/MAYOR	PCT CHANGE
41110 CURR REAL PROPER	.00	.00	.00	.00	.00	-12,500.00	.0%
52003 DUES & BONDS	1,000.00	.00	.00	150.00	.00	150.00	.0%
53001 CONTRACTUAL SERV	.00	.00	.00	5,650.00	.00	650.00	.0%
53031 ENGINEERING / AD	13,697.00	.00	.00	.00	.00	13,697.00	.0%
TOTAL 464 TID 24-CHERRY STRE	14,697.00	.00	.00	5,800.00	.00	1,997.00	.0%



City of Green Bay

CITY OF GREEN BAY NEXT YEAR / CURRENT YEAR BUDGET ANALYSIS

PROJECTION: 20241 2024 BUDGET PROJECTION FOR PERIOD 99

ACCOUNTS FOR:	2022 ACTUAL	2023 ORIG BUD	2023 REVISED BUD	2023 ACTUAL	2023 PROJECTION	2024 DEPT/MAYOR	PCT CHANGE
465 TID 25-GRANDVIEW INDUST PARK							
41110 CURR REAL PROPER	.00	.00	.00	.00	.00	-91,800.00	.0%
48300 LAND/PROPERTY SA	-417,555.00	.00	.00	.00	.00	.00	.0%
52003 DUES & BONDS	1,000.00	.00	.00	150.00	.00	150.00	.0%
53001 CONTRACTUAL SERV	.00	.00	.00	216,096.06	.00	650.00	.0%
53031 ENGINEERING / AD	14,574.00	.00	.00	.00	.00	14,574.00	.0%
TOTAL 465 TID 25-GRANDVIEW I	-401,981.00	.00	.00	216,246.06	.00	-76,426.00	.0%



City of Green Bay

CITY OF GREEN BAY NEXT YEAR / CURRENT YEAR BUDGET ANALYSIS

PROJECTION: 20241 2024 BUDGET PROJECTION FOR PERIOD 99

ACCOUNTS FOR:	2022 ACTUAL	2023 ORIG BUD	2023 REVISED BUD	2023 ACTUAL	2023 PROJECTION	2024 DEPT/MAYOR	PCT CHANGE
475 KI CONVENTIONCENTER CONST BLDG							
48590 DONATIONS REVENU	-100,000.00	.00	.00	-100,000.00	.00	.00	.0%
58110 INTEREST-GEN BND	.00	.00	.00	-9,790.90	.00	.00	.0%
TOTAL 475 KI CONVENTIONCENTE	-100,000.00	.00	.00	-109,790.90	.00	.00	.0%
TOTAL REVENUE	-47,842,223.44	-66,898,483.64	-66,898,483.64	-42,626,648.09	-66,874,983.64	-70,928,214.56	6.0%
TOTAL EXPENSE	36,013,496.40	70,373,505.64	70,373,505.64	30,198,305.96	85,759,888.09	78,534,387.56	11.6%
GRAND TOTAL	-11,828,727.04	3,475,022.00	3,475,022.00	-12,428,342.13	18,884,904.45	7,606,173.00	118.9%

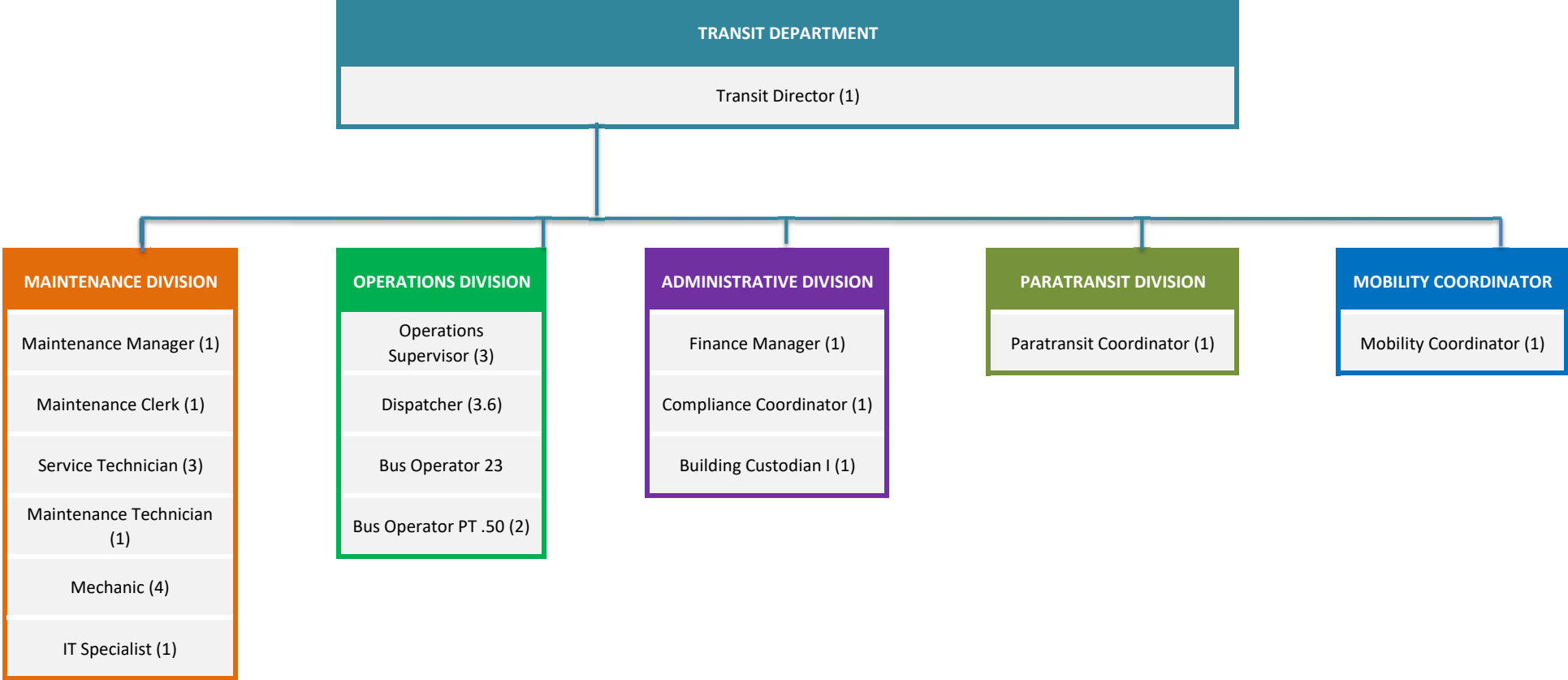
** END OF REPORT - Generated by Diana Ellenbecker **

ENTERPRISE FUND

TRANSIT DEPARTMENT



TRANSIT DEPARTMENT





City of Green Bay 2024 Budget Comments

Department: Transit

Mission: Green Bay Metro (GBM) is committed to providing safe and dependable transportation to jobs, schools, medical services, and other destinations.

Activities: GBM provides public transportation to the cities of Green Bay and De Pere, villages of Ashwaubenon, Allouez and Bellevue. Currently the public transit system consists of three modes of transportation: Fixed Route, Microtransit, and Paratransit. Service includes 11 full-service routes, 3 limited-service routes, 4 game day routes, and 4 microtransit zones. We continue to experience increased ridership since the pandemic.

Summary: Transit budget consists of all costs related to the administration, operations, and maintenance of transit services and programs such as fixed route service, paratransit, microtransit, and the travel training program. GBM is subsidized significantly from both the federal and the state governments. In addition, Green Bay Metro does obtain competitive grant dollars through Brown County Planning, who serves as the Metropolitan Planning Organization, MPO. Generally, all capital purchases are secured with a minimum of 80% funding through federal and state grant opportunities. Local share of public transit services is shared (by formula) among all contributing municipal partners.

2023 Accomplishments:

- Microtransit service celebrated its three-year anniversary in August. Microtransit is a technology-based ADA accessible on demand service that provides the flexibility of scheduling a ride on demand. This service is monitored by staff and continues to see usage increase.
- Replacement of five (5) hydraulic bus lifts in maintenance shop is in final stages of completion. Four of the current lifts are 22 years old and one is 12 years old.

- Replacement of CAD/AVL is nearing completion. This new technology will provide seamless transportation between all transportation modes, while providing real time information.
- LED interior lighting project was completed in Spring.
- Green Bay Metro is working with other city departments on an energy innovation grant program that explores renewable and efficient energy storage, with the result of the creation of a comprehensive energy plan. GBM's internal goal is to develop a climate action plan specific to transit that reduces GMB's carbon footprint.
- The replacement of HVAC system is nearing completion. This will provide new technologies and replace the original system, which is 22 years old.
- Green Bay Metro staff successfully completed its Triennial Review, which is conducted by the Federal Transit Administration. This review consists of ensuring compliance with all transit policies, procedures and financial requirements as required by federal law.

2024 Goals:

- Replace and upgrade the current fuel system, including software.
- Monitor current service to ensure efficiencies while meeting the needs of the community.
- Continue to create partnerships with other area communities and businesses.
- Continue working on the implementation of autonomous vehicles and the advanced transportation technologies involved to improve safety, mobility, efficiency, and system performance.
- Evaluate the option of expanding service hours.
- Expand community outreach through our mobility management program.
- Research alternative fuel options, in addition to seeking funding opportunities to help achieve system goals.
- Increase ridership by educating the community on options. Ridership continues to increase; however, we are still below pre-covid numbers.



City of Green Bay

CITY OF GREEN BAY NEXT YEAR / CURRENT YEAR BUDGET ANALYSIS

PROJECTION: 20242 2024 TRANSIT BUDGET PROJECTION						FOR PERIOD 99	
ACCOUNTS FOR:							
603 TRANSIT COMMISSION	2022 ACTUAL	2023 ORIG BUD	2023 REVISED BUD	2023 ACTUAL	2023 PROJECTION	2024 DEPT/MAYOR	PCT CHANGE
43210 FEDERAL GRANT IN	-880,185.00	.00	.00	-48,545.00	.00	.00	.0%
43211 CARES GRANT	-565,596.00	.00	.00	-144,875.00	.00	.00	.0%
43220 TRANSIT GEN OP A	-2,796,182.00	-2,449,982.00	-2,449,982.00	.00	-2,449,982.00	-2,749,405.00	12.2%
43221 CONTRIBUTED CONT	-185,479.73	.00	.00	-10,774.97	.00	.00	.0%
43222 SECTION 5310 PRO	-115,158.00	-124,307.00	-124,307.00	-49,227.00	-124,307.00	-135,639.00	9.1%
43511 STATE GRANTS	-1,926,000.00	.00	.00	.00	.00	.00	.0%
43539 TRANSIT GEN OP A	-2,366,052.00	-2,449,982.00	-2,449,982.00	-540,564.00	-2,449,982.00	-2,749,405.00	12.2%
43612 STATE OF WI-MOTO	-11,493.25	.00	.00	-9,992.74	.00	.00	.0%
43741 GEN OP ASSIST -	-35,993.63	-139,022.00	-139,022.00	-104,266.53	-139,022.00	-137,861.00	-.8%
43742 GEN OP ASSIST-AS	-115,320.09	-133,873.00	-133,873.00	-100,404.72	-133,873.00	-136,291.00	1.8%
43743 GEN OP ASSIST-BE	-64,939.78	-133,059.00	-133,059.00	-99,794.25	-133,059.00	-133,643.00	.4%
43744 GEN OP ASSIST -	-70,475.70	-146,798.00	-146,798.00	-110,098.50	-146,798.00	-135,940.00	-7.4%
43745 GEN OP ASSIST-GR	-721,930.18	-1,683,788.00	-1,683,788.00	-936,000.00	-1,683,788.00	-1,695,425.00	.7%
43748 PARTNERSHIP CONT	-226,452.00	-213,424.00	-213,424.00	-83,753.00	-213,424.00	-200,004.00	-6.3%
43749 INCIDENTAL USAGE	.00	.00	.00	-20,565.00	.00	-32,904.00	.0%
46351 FULL FARE PASS	-406,219.00	-650,000.00	-650,000.00	-278,250.46	-650,000.00	-650,000.00	.0%
46353 K-12 PASS	-3,795.78	-10,000.00	-10,000.00	-2,992.65	-10,000.00	-10,000.00	.0%
46354 REDUCED FARE PAS	-64,264.08	-115,000.00	-115,000.00	-35,947.86	-115,000.00	-115,000.00	.0%
46355 85.21 FUNDS	-23,439.00	.00	.00	-8,110.00	.00	.00	.0%
46357 TRANSIT-PARATRAN	-23,377.00	-100,000.00	-100,000.00	-11,201.00	-100,000.00	-84,000.00	-16.0%
46358 COLLEGE PROGRAM	-8,924.00	.00	.00	-5,205.00	.00	.00	.0%
46359 AGENCY FARES	-218,141.85	-285,000.00	-285,000.00	-138,939.00	-285,000.00	-239,400.00	-16.0%



City of Green Bay

CITY OF GREEN BAY NEXT YEAR / CURRENT YEAR BUDGET ANALYSIS

PROJECTION: 20242 2024 TRANSIT BUDGET PROJECTION							FOR PERIOD 99	
ACCOUNTS FOR:								
603 TRANSIT COMMISSION	2022 ACTUAL	2023 ORIG BUD	2023 REVISED BUD	2023 ACTUAL	2023 PROJECTION	2024 DEPT/MAYOR	PCT CHANGE	
46369 TRANSIT-PARATRAN	-222.00	-300.00	-300.00	-162.00	-300.00	-301.00	.3%	
48100 INTEREST REVENUE	-14,490.77	-4,000.00	-4,000.00	-24,618.28	-4,000.00	-4,000.00	.0%	
48110 INVESTMENT MARKE	19,095.19	.00	.00	.00	.00	.00	.0%	
48320 SALE OF EQUIPMEN	-7,200.00	.00	.00	-364.62	.00	.00	.0%	
48400 INSURANCE RECOVE	-5,437.37	.00	.00	-227,398.24	.00	.00	.0%	
48410 INSURANCE REFUND	-50,038.00	.00	.00	-24,485.00	.00	.00	.0%	
48910 ADVERTISING	-121,997.37	-100,000.00	-100,000.00	-92,497.00	-100,000.00	-100,000.00	.0%	
48911 CLOTHING-EMPLOYE	-195.68	.00	.00	-29.89	.00	.00	.0%	
48912 COMMISSION	-7,092.84	-6,000.00	-6,000.00	-4,931.84	-6,000.00	-6,000.00	.0%	
48920 VENDING MACHINE	-2,953.66	-3,000.00	-3,000.00	-2,912.23	-3,000.00	-3,000.00	.0%	
48921 SALE OF SCRAP RE	-1,438.00	-1,800.00	-1,800.00	-697.85	-1,800.00	-1,800.00	.0%	
48922 PAY PHONE REVENU	-10.10	-100.00	-100.00	-25.10	-100.00	.00	-100.0%	
48926 STORAGE LOCKER T	-390.00	-500.00	-500.00	-145.00	-500.00	.00	-100.0%	
48990 MISCELLANEOUS RE	-11,802.29	.00	.00	-4,334.50	.00	.00	.0%	
50001 REGULAR SALARIES	2,237,729.88	3,060,727.00	3,060,727.00	1,497,312.48	3,060,727.00	2,767,384.00	-9.6%	
50002 PART-TIME SALARI	.00	.00	.00	15,587.46	.00	28,190.00	.0%	
50005 COMP TIME PAID O	23,174.23	.00	.00	14,086.79	.00	.00	.0%	
50501 OVERTIME	426,503.90	53,337.00	53,337.00	379,522.11	53,337.00	163,763.00	207.0%	
51101 VACATION PAY	72,741.20	.00	.00	96,419.02	.00	.00	.0%	
51102 HOLIDAY PAY	79,520.30	.00	.00	34,719.03	.00	.00	.0%	
51103 PERSONAL DAYS	28,136.82	.00	.00	18,231.30	.00	.00	.0%	
51105 FUNERAL LEAVE	2,669.13	.00	.00	1,585.79	.00	.00	.0%	



City of Green Bay

CITY OF GREEN BAY NEXT YEAR / CURRENT YEAR BUDGET ANALYSIS

PROJECTION: 2024 2024 TRANSIT BUDGET PROJECTION FOR PERIOD 99

ACCOUNTS FOR:	2022 ACTUAL	2023 ORIG BUD	2023 REVISED BUD	2023 ACTUAL	2023 PROJECTION	2024 DEPT/MAYOR	PCT CHANGE
603 TRANSIT COMMISSION							
51106 JURY DUTY/WITNES	.00	.00	.00	61.91	.00	.00	.0%
51108 SICK PAY	67,013.04	.00	.00	29,494.39	.00	.00	.0%
51109 SICKPAY PAYOUT-R	40,391.69	20,000.00	20,000.00	2,212.02	20,000.00	20,000.00	.0%
51110 UNEMPLOYMENT COM	287.94	6,000.00	6,000.00	3,462.86	6,000.00	6,000.00	.0%
51201 HEALTH INSURANCE	487,179.10	575,339.00	575,339.00	313,334.45	575,339.00	557,349.00	-3.1%
51202 DENTAL INSURANCE	36,773.51	44,554.00	44,554.00	23,380.78	44,554.00	41,598.00	-6.6%
51203 LIFE INSURANCE	3,005.81	3,743.00	3,743.00	2,217.58	3,743.00	2,701.00	-27.8%
51210 SOCIAL SECURITY	183,422.96	188,135.00	188,135.00	126,039.42	188,135.00	177,864.00	-5.5%
51211 MEDICARE	42,897.24	44,018.00	44,018.00	29,477.10	44,018.00	41,619.00	-5.5%
51212 WORKER'S COMPENS	97,399.86	77,011.00	77,011.00	11,135.13	77,011.00	60,618.00	-21.3%
51301 WRS - EMPLOYER S	196,729.59	211,776.00	211,776.00	138,513.48	211,776.00	202,272.00	-4.5%
51305 WRS GASB #68 ADJ	-99,883.00	.00	.00	.00	.00	.00	.0%
51402 CLOTHING ALLOWAN	9,565.59	17,750.00	17,750.00	7,002.89	17,750.00	17,915.00	.9%
51403 SAFETY GLASSES	370.25	940.00	940.00	.00	940.00	940.00	.0%
51501 SEC 125-FLEX BEN	359.10	1,209.00	1,209.00	158.76	1,209.00	1,209.00	.0%
51502 EMPLOYEE ASSISTAN	1,451.52	1,479.00	1,479.00	631.68	1,479.00	1,479.00	.0%
51505 CDL REIMBURSEMEN	167.00	800.00	800.00	309.00	800.00	800.00	.0%
52001 TRAINING & TRAVE	27,265.99	21,000.00	21,000.00	16,805.25	21,000.00	26,000.00	23.8%
52003 DUES & BONDS	13,256.25	14,300.00	14,300.00	9,050.00	14,300.00	15,300.00	7.0%
52006 EMPLOYEE MED EXP	2,663.14	4,000.00	4,000.00	2,786.74	4,000.00	4,000.00	.0%
52007 RECRUITING	38,295.00	17,300.00	17,300.00	56,629.99	17,300.00	25,300.00	46.2%
52008 LAUNDRY	4,643.64	9,000.00	9,000.00	7,903.52	9,000.00	9,000.00	.0%



City of Green Bay

CITY OF GREEN BAY NEXT YEAR / CURRENT YEAR BUDGET ANALYSIS

PROJECTION: 2024 2024 TRANSIT BUDGET PROJECTION							FOR PERIOD 99	
ACCOUNTS FOR:								
603 TRANSIT COMMISSION	2022 ACTUAL	2023 ORIG BUD	2023 REVISED BUD	2023 ACTUAL	2023 PROJECTION	2024 DEPT/MAYOR	PCT CHANGE	
52009 RANDOM DRUG & AL	1,203.75	2,000.00	2,000.00	1,283.63	2,000.00	2,000.00	.0%	
53001 CONTRACTUAL SERV	115,402.83	129,625.00	129,625.00	77,431.27	129,625.00	177,819.00	37.2%	
53002 COPY MACHINE	954.12	1,350.00	1,350.00	2,489.49	1,350.00	3,830.00	183.7%	
53003 MARKETING EXPENS	20,990.92	20,000.00	20,000.00	31,169.85	20,000.00	20,000.00	.0%	
53004 ADVERTISING	52.85	5,750.00	5,750.00	877.74	5,750.00	5,750.00	.0%	
53010 PRIVATE EQUIPMEN	7,875.00	8,000.00	8,000.00	.00	8,000.00	12,452.00	55.7%	
53014 LICENSES & PERMI	1,831.00	660.00	660.00	.00	660.00	1,155.00	75.0%	
53017 FINANCE SERVICES	8,277.00	8,882.00	8,882.00	.00	8,882.00	8,930.00	.5%	
53018 GENERAL AUDIT	7,698.00	7,500.00	7,500.00	6,892.00	7,500.00	7,700.00	2.7%	
53020 SOFTWARE MAINTEN	71,849.92	65,757.00	65,757.00	.00	65,757.00	80,445.00	22.3%	
53021 LEGAL EXPENSES	22,057.20	35,000.00	35,000.00	.00	35,000.00	65,592.00	87.4%	
53022 PERSONNEL RISK M	58,408.13	56,500.00	56,500.00	24,327.16	56,500.00	59,000.00	4.4%	
53023 PURCHASING SERVI	24,472.00	14,575.00	14,575.00	.00	14,575.00	16,296.00	11.8%	
53026 OUTSOURCED BUS R	1,372.25	2,000.00	2,000.00	2,428.23	2,000.00	2,000.00	.0%	
53027 PARATRANSIT SERV	546,668.28	843,034.00	843,034.00	346,903.44	843,034.00	715,223.00	-15.2%	
53029 PRINTING SERVICE	3,574.28	6,200.00	6,200.00	2,255.22	6,200.00	6,200.00	.0%	
53031 ENGINEERING / AD	32,861.52	40,000.00	40,000.00	34,690.37	40,000.00	40,000.00	.0%	
53037 MICRO TRANSIT SE	1,074,880.23	1,590,000.00	1,590,000.00	1,294,811.98	1,590,000.00	2,393,732.00	50.5%	
54001 MATERIAL & SUPPL	55,836.68	43,000.00	43,000.00	26,991.01	43,000.00	49,000.00	14.0%	
54002 OFFICE SUPPLIES	60,188.01	21,500.00	21,500.00	18,403.09	21,500.00	22,000.00	2.3%	
54004 BOOKS MAPS SUBSC	47,931.77	3,420.00	3,420.00	763.04	3,420.00	3,420.00	.0%	
54005 POSTAGE	1,445.51	2,000.00	2,000.00	936.23	2,000.00	2,000.00	.0%	



City of Green Bay

CITY OF GREEN BAY NEXT YEAR / CURRENT YEAR BUDGET ANALYSIS

PROJECTION: 20242 2024 TRANSIT BUDGET PROJECTION FOR PERIOD 99

ACCOUNTS FOR:	2022 ACTUAL	2023 ORIG BUD	2023 REVISED BUD	2023 ACTUAL	2023 PROJECTION	2024 DEPT/MAYOR	PCT CHANGE
603 TRANSIT COMMISSION							
54011 GAS & PROPANE	124,145.12	176,000.00	176,000.00	103,079.57	176,000.00	163,593.00	-7.0%
54012 DIESEL FUEL	502,268.72	701,266.00	701,266.00	275,907.13	701,266.00	555,096.00	-20.8%
54013 OIL	12,459.13	10,500.00	10,500.00	9,351.89	10,500.00	10,500.00	.0%
54014 LUBRICANTS & TRA	15,187.66	20,000.00	20,000.00	10,364.93	20,000.00	20,000.00	.0%
54015 SHOP SUPPLIES (T	6,900.80	.00	.00	4,134.18	.00	7,000.00	.0%
54016 WASHER FLUIDS, E	823.00	2,500.00	2,500.00	2,238.16	2,500.00	3,000.00	20.0%
54017 TIRES & TUBES	32,303.36	55,000.00	55,000.00	20,881.46	55,000.00	55,000.00	.0%
54018 TOOLS & SHOP SUP	3,536.03	4,000.00	4,000.00	6,445.95	4,000.00	2,500.00	-37.5%
54068 RECYCLING PROGRAM	1,019.46	125.00	125.00	911.30	125.00	125.00	.0%
54071 P-CARD EXPENSE	.00	.00	.00	9,228.81	.00	.00	.0%
54074 CHEMICALS CONTRA	2,945.73	5,000.00	5,000.00	3,298.53	5,000.00	4,000.00	-20.0%
55101 EQUIPMENT REPAIR	20,420.30	15,000.00	15,000.00	4,395.19	15,000.00	20,000.00	33.3%
55109 DIESEL BUS PARTS	171,260.00	160,000.00	160,000.00	163,062.59	160,000.00	180,000.00	12.5%
55150 NEW EQUIPMENT	33,273.63	.00	.00	21,132.00	8,100.00	.00	.0%
55151 NEW SIGNS	.00	500.00	500.00	.00	500.00	500.00	.0%
55201 BUILDING REPAIRS	50,320.03	30,000.00	30,000.00	17,049.49	30,000.00	40,000.00	33.3%
55305 PAVE CONST/RECON	24,873.00	6,000.00	6,000.00	.00	6,000.00	6,000.00	.0%
55390 LANDSCAPING/SITE	379.25	400.00	400.00	.00	400.00	400.00	.0%
55900 DEPRECIATION EXP	1,382,006.85	.00	.00	.00	.00	.00	.0%
56101 ELECTRICITY	59,013.15	59,661.00	59,661.00	60,787.64	59,661.00	78,098.00	30.9%
56201 NATURAL GAS	41,683.56	46,457.00	46,457.00	49,794.01	46,457.00	114,648.00	146.8%
56301 TELEPHONE	353.54	348.00	348.00	277.96	348.00	360.00	3.4%



City of Green Bay

CITY OF GREEN BAY NEXT YEAR / CURRENT YEAR BUDGET ANALYSIS

PROJECTION: 2024 2024 TRANSIT BUDGET PROJECTION							FOR PERIOD 99
ACCOUNTS FOR:							
603 TRANSIT COMMISSION	2022 ACTUAL	2023 ORIG BUD	2023 REVISED BUD	2023 ACTUAL	2023 PROJECTION	2024 DEPT/MAYOR	PCT CHANGE
56302 CELL PHONES	10,582.41	8,760.00	8,760.00	10,197.40	8,760.00	18,600.00	112.3%
56401 UTILITIES	235.20	235.00	235.00	176.40	235.00	235.00	.0%
56402 WATER	2,373.52	3,004.00	3,004.00	1,802.27	3,004.00	2,472.00	-17.7%
56403 SEWER	4,858.95	5,066.00	5,066.00	3,897.72	5,066.00	5,344.00	5.5%
56404 STORM SEWER UTIL	194.09	200.00	200.00	154.90	200.00	245.00	22.5%
57001 LIABILITY INSURA	115,525.00	76,754.00	76,754.00	93,129.00	76,754.00	65,113.00	-15.2%
57002 BUILDING & CONTE	8,775.62	36,864.00	36,864.00	2,208.79	36,864.00	53,963.00	46.4%
57003 CRIME & BURGLARY	.00	17.00	17.00	16.81	17.00	18.00	5.9%
57004 VEHICAL PHYSICAL	46,591.00	46,857.00	46,857.00	47,633.00	46,857.00	47,113.00	.5%
59002 FIRE HYDRANT REN	235.20	250.00	250.00	176.40	250.00	250.00	.0%
59013 CASH OVER & SHOR	15.00	.00	.00	-12.00	.00	.00	.0%
TOTAL 603 TRANSIT COMMISSION	-2,169,470.72	.00	.00	2,510,337.93	8,100.00	.00	.0%
TOTAL REVENUE	-11,033,590.96	-8,749,935.00	-8,749,935.00	-3,122,108.23	-8,749,935.00	-9,320,018.00	.0%
TOTAL EXPENSE	8,864,120.24	8,749,935.00	8,749,935.00	5,632,446.16	8,758,035.00	9,320,018.00	.0%
GRAND TOTAL	-2,169,470.72	.00	.00	2,510,337.93	8,100.00	.00	.0%

** END OF REPORT - Generated by Diana Ellenbecker **

**GREEN BAY METRO
2024 BUDGET**

ACCOUNT DESCRIPTION	% 2024 Budget	2024 Budget	2023 Budget	Difference	% Change
FULL FARE (FIXED RT & MICRO)	7.0%	650,000	650,000	-	0%
VOUCHERS (85.21) LIFT	0.0%			-	0%
STUDENT FARES (FIXED RT & MICRO)	0.1%	10,000	10,000	-	0%
COLLEGE STUDENT PASS	0.0%			-	0%
DISABLED FARES (FIXED RT & MICRO)	1.2%	115,000	115,000	-	0%
SUBTOTAL: FAREBOX REVENUE	8.3%	775,000	775,000	-	0.0%
PARATRANSIT FARES	0.9%	84,000	100,000	(16,000)	-16%
AGENCY FEES	2.6%	239,400	285,000	(45,600)	-16%
TOTAL FAREBOX REVENUE	11.8%	1,098,400	1,160,000	(61,600)	-5.3%
PARATRANSIT/ID FEES	0.0%	301	301	(1)	0%
INVESTMENT INCOME	0.0%	4,000	4,000	-	0%
SALE OF EQUIPMENT	0.0%	-	-	-	0%
BUS ADVERTISING	1.1%	100,000	100,000	-	0%
INTERCITY BUS COMMISSION	0.1%	6,000	6,000	-	0%
NON-TRANS - VENDING MACHINES	0.0%	3,000	3,000	-	0%
NON-TRANS - SALE OF SCRAP	0.0%	1,800	1,800	-	0%
NON-TRANS - PAYPHONE	0.0%	-	100	(100)	-100%
STORAGE LOCKER TOKENS	0.0%	-	500	(500)	-100%
FEDERAL OPERATING ASSISTANCE	29.5%	2,749,405	2,449,982	299,423	12%
STATE OPERATING ASSISTANCE	29.5%	2,749,405	2,449,982	299,423	12%
RAZ PASS\UWGB\ST NORBERT	0.0%	-	-	-	0%
VILLAGE OF ALLOUEZ	1.5%	137,861	139,022	(1,161)	-1%
VILLAGE OF ASHWAUBENON	1.5%	136,291	133,873	2,418	2%
VILLAGE OF BELLEVUE	1.4%	133,643	133,059	584	0%
CITY OF DEPERE	1.5%	135,940	146,798	(10,858)	-7%
CITY OF GREEN BAY	18.2%	1,695,425	1,683,788	11,637	1%
SECTION 5310 PROGRAM ADMIN / 85.21 MM	1.5%	135,639	124,307	11,332	9%
CLOTHING-EMPL PORTION	0.0%	-	-	-	0%
PARTNERSHIP CONTRIBUTION	2.5%	232,908	213,424	19,484	9%

**GREEN BAY METRO
2024 BUDGET**

ACCOUNT DESCRIPTION	% 2024 Budget	2024 Budget	2023 Budget	Difference	% Change
MISC REVENUE	0.0%	-	-	-	0%
TOTAL REVENUE	100.0%	9,320,018	8,749,935	570,083	6.5%
Total Direct Operating Revenue		1,442,409	1,485,125		0.0%
TOTAL SALARIES	25.9%	2,409,249	2,607,203	(197,954)	-7.6%
TOTAL OVERTIME	1.8%	163,846	53,333	110,513	207.2%
TOTAL VACATION	1.8%	166,557	173,547	(6,990)	-4.0%
TOTAL HOLIDAY	1.0%	95,016	103,016	(8,000)	-7.8%
TOTAL PERSONAL	0.4%	32,704	35,311	(2,607)	-7.4%
TOTAL FUNERAL LEAVE	0.0%	-	-	-	0.0%
TOTAL SICK	1.6%	150,816	161,246	(10,430)	-6.5%
TOTAL UNEMPLOYMENT	0.1%	6,000	6,000	-	0.0%
TOTAL HEALTH INSURANCE	6.0%	555,868	575,327	(19,459)	-3.4%
TOTAL DENTAL INSURANCE	0.4%	41,595	44,554	(2,959)	-6.6%
TOTAL LIFE INSURANCE	0.0%	2,700	3,743	(1,043)	-27.9%
TOTAL LEVY SUPPORTED HEALTH	0.0%	-	-	-	0.0%
TOTAL SOCIAL SECURITY	1.9%	180,713	188,189	(7,476)	-4.0%
TOTAL MEDICARE	0.5%	42,283	44,035	(1,752)	-4.0%
TOTAL WORKER COMPENSATION	0.7%	60,618	77,369	(16,751)	-21.7%
TOTAL PENSIONS	2.2%	201,984	211,766	(9,782)	-4.6%
TOTAL CAR ALLOWANCE	0.0%	-	-	-	0.0%
TOTAL CLOTHING ALLOWANCE	0.2%	17,915	17,750	165	0.9%
TOTAL EMPLOYEE ALLOWANCES	0.0%	940	940	-	0.0%
TOTAL OTHER FRINGE BENEFITS	0.0%	3,488	3,488	-	0.0%
TOTAL TRAINING & TRAVEL	0.3%	26,000	21,000	5,000	23.8%
TOTAL DUES, LICENSES, SUBSCRIPTIONS	0.2%	18,720	17,720	1,000	5.6%
TOTAL EMPLOYMENT RELATED EXPENSES	0.4%	40,300	32,300	8,000	24.8%
TOTAL SERVICES	4.7%	440,826	376,050	64,776	17.2%
TOTAL PROMOTIONAL	0.3%	25,750	25,750	-	0.0%

**GREEN BAY METRO
2024 BUDGET**

ACCOUNT DESCRIPTION	% 2024 Budget	2024 Budget	2023 Budget	Difference	% Change
TOTAL MICROTRANSIT SERVICES	25.7%	2,393,732	1,590,000	803,732	50.5%
TOTAL PARATRANSIT SERVICES	7.7%	715,223	843,034	(127,811)	-15.2%
TOTAL FUEL	8.0%	749,189	907,766	(158,577)	-17.5%
TOTAL TIRES & TUBES	0.6%	55,000	55,000	-	0.0%
TOTAL MATERIALS & SUPPLIES	1.0%	90,125	78,625	11,500	14.6%
TOTAL BUILDING & EQUIPMENT	2.1%	200,000	175,000	25,000	14.3%
TOTAL BUILDING REPAIRS	0.4%	40,000	30,000	10,000	33.3%
TOTAL PAVE CONST (SHELTER PADS)	0.1%	6,000	6,000	-	0.0%
LANDSCAPING/SITE RESTORATION	0.0%	400	400	-	0.0%
TOTAL ELECTRIC	0.8%	78,097	59,661	18,436	30.9%
TOTAL GAS	1.2%	114,649	46,457	68,192	146.8%
TOTAL PHONE/CELLULAR SERVICE	0.2%	18,960	9,108	9,852	108.2%
TOTAL WATER	0.0%	2,706	3,239	(533)	-16.4%
TOTAL SEWER	0.1%	5,840	5,516	324	5.9%
TOTAL INSURANCE	1.8%	166,207	160,492	5,715	3.6%
CASH OVER/SHORT	0.0%	-		-	0.0%
TOTAL OPERATING EXPENSES	100.0%	9,320,018	8,749,935	570,083	6.5%

2024 GREEN BAY METRO BUDGET SUMMARY
Variance to 2023 Budget

<u>Revenues</u>	<u>Change</u>	<u>% Chg</u>
Farebox Revenue-Fixed Route	\$ -	0.0%
Farebox Revenue-Paratransit	\$ (61,600)	-16.0%
Federal Operating Assistance	\$ 346,023	14.1%
State Operating Assistance	\$ 346,023	14.1%
Green Bay	\$ (57,657)	-3.4%
Other local municipalities	\$ (32,923)	-6.0%
Intercity Bus Commission	\$ -	0.0%
Advertising	\$ -	0.0%
Local Partnerships	\$ 19,484	9.1%
Non-transportation income	\$ (601)	-6.2%
Section 5310 Program	\$ 11,332	9.1%
Total Revenue	\$ 570,083	6.5%

<u>Operating Expenses</u>	<u>Change</u>	<u>% Chg</u>
Salaries & Leave time	\$ (235,209)	-7.1%
Overtime	\$ 110,513	207.2%
Health / Dental	\$ (22,417)	-3.6%
WRS	\$ (9,782)	-4.6%
Other employment expenses	\$ 12,122	14.2%
Workers comp	\$ (16,751)	-21.7%
Contract Services	\$ 64,776	17.2%
Paratransit services	\$ (165,921)	-17.5%
Micro Transit services	\$ 829,435	50.5%
Fuel	\$ (146,170)	-15.0%
Building & Equipment maint	\$ 46,500	13.7%
Marketing expense	\$ -	0.0%
Insurance	\$ 5,715	3.6%
Utilities	\$ 96,271	77.7%
Shelter pads	\$ -	0.0%
Misc	\$ 1,000	5.6%
Total Expenses	\$ 570,083	6.5%

Revenues:

Expenses:

- 5% Wage Increase (Non-represented) - Apr 1st
- 5% Wage Increase (Represented) - Oct 1st
- 3% Health Insurance Increase

SALARY SUMMARY RATES

Department: TRANSIT

POSITION	FTE	BUDGETED HOURS	12/31/2024 RATE	2024 BUDGET AVG IMPACT *
TRANSIT DIRECTOR	1.00	2,080	\$68.72	\$140,491
<u>Administration Division</u>				
FINANCE MANAGER	1.00	2,080	\$38.69	\$79,452
BUILDING CUSTODIAN I	1.00	2,080	\$22.20	\$45,580
MOBILITY COORDINATOR	1.00	2,080	\$29.48	\$60,351
COMPLIANCE COORDINATOR	1.00	2,080	\$29.48	\$60,529
NETWORK SPECIALIST	1.00	2,080	\$33.29	\$67,707
<u>Paratransit Division</u>				
PARATRANSIT COORDINATOR	1.00	2,080	\$27.89	\$56,359
<u>Operations Division</u>				
OPERATIONS SUPERVISOR	1.00	2,080	\$39.08	\$80,305
OPERATIONS SUPERVISOR	1.00	2,080	\$36.00	\$74,028
OPERATIONS SUPERVISOR	1.00	2,080	\$37.03	\$76,328
DISPATCHER	3.00	2,080	\$25.90	\$51,358
DISPATCHER	0.63	1,300	\$25.90	\$34,636
BUS OPERATOR	10.00	2,080	\$28.09	\$56,380
BUS OPERATOR	1.00	2,080	\$27.95	\$56,104
BUS OPERATOR	2.00	2,080	\$27.87	\$55,675
BUS OPERATOR	10.00	2,080	\$27.37	\$52,188
BUS OPERATOR	0.50	1,040	\$23.34	\$23,430
<u>Maintenance Division</u>				
MAINTENANCE MANAGER	1.00	2,080	\$40.90	\$83,072
MAINTENANCE CLERK	1.00	2,080	\$24.57	\$49,321
SERVICE TECHNICIAN	1.00	2,080	\$21.98	\$43,675
SERVICE TECHNICIAN	2.00	2,080	\$20.24	\$39,906
MAINTENANCE TECHNICIAN	1.00	2,080	\$27.51	\$54,792
MECHANIC	2.00	2,080	\$34.07	\$67,766
MECHANIC	1.00	2,080	\$29.98	\$59,124
MECHANIC	1.00	2,080	\$28.35	\$55,896

COLUMN TOTALS	47.13	* Transit's Budget is only partially funded by the City's (18.2%)		
----------------------	--------------	--	--	--

INTERNAL SERVICE FUNDS

Internal service funds are used to account for and report financing of goods and services provided by one department or agency to other departments or agencies of the City or to other governmental units, on a cost-reimbursement basis.



City of Green Bay

CITY OF GREEN BAY NEXT YEAR / CURRENT YEAR BUDGET ANALYSIS

PROJECTION: 20241 2024 BUDGET PROJECTION							FOR PERIOD 99	
ACCOUNTS FOR:								
702 SELF-INS/WORKERS COMP	2022 ACTUAL	2023 ORIG BUD	2023 REVISED BUD	2023 ACTUAL	2023 PROJECTION	2024 DEPT/MAYOR	PCT CHANGE	
41110 CURR REAL PROPER	-1,102,230.00	-1,102,230.00	-1,102,230.00	-1,102,230.00	-1,102,230.00	-1,102,230.00	.0%	
43747 CONTRIBUTED CONT	-10,000.00	-10,000.00	-10,000.00	.00	-10,000.00	-10,000.00	.0%	
47400 ADMIN SERVICE CH	.00	-46,545.00	-46,545.00	.00	-46,545.00	-49,487.00	6.3%	
48100 INTEREST REVENUE	-36,506.07	-20,000.00	-20,000.00	-99,785.77	-100,000.00	-45,000.00	125.0%	
48430 WORKERS COMP REC	-126,038.91	-118,919.00	-118,919.00	-93,616.00	-118,919.00	-102,926.00	-13.4%	
50001 REGULAR SALARIES	.00	64,960.00	64,960.00	9,939.97	64,960.00	70,528.00	8.6%	
51101 VACATION PAY	.00	.00	.00	765.84	.00	.00	.0%	
51102 HOLIDAY PAY	.00	.00	.00	255.28	.00	.00	.0%	
51103 PERSONAL DAYS	.00	.00	.00	63.82	.00	.00	.0%	
51108 SICK PAY	.00	.00	.00	462.70	.00	.00	.0%	
51201 HEALTH INSURANCE	.00	17,197.00	17,197.00	2,507.94	17,197.00	17,207.00	.1%	
51202 DENTAL INSURANCE	.00	1,402.00	1,402.00	161.25	1,402.00	1,106.00	-21.1%	
51203 LIFE INSURANCE	.00	80.00	80.00	11.94	80.00	86.00	7.5%	
51210 SOCIAL SECURITY	.00	3,863.00	3,863.00	703.98	3,863.00	4,363.00	12.9%	
51211 MEDICARE	.00	904.00	904.00	164.65	904.00	1,021.00	12.9%	
51301 WRS - EMPLOYER S	.00	4,418.00	4,418.00	781.16	4,418.00	4,867.00	10.2%	
53001 CONTRACTUAL SERV	60,561.06	77,050.00	77,050.00	49,436.27	77,050.00	69,500.00	-9.8%	
57001 LIABILITY INSURA	143,154.60	151,800.00	151,800.00	149,423.78	151,800.00	155,382.00	2.4%	
57032 W/C INSURANCE CL	509,169.73	976,020.00	976,020.00	595,772.81	976,020.00	985,583.00	1.0%	
TOTAL 702 SELF-INS/WORKERS C	-561,889.59	.00	.00	-485,180.38	-80,000.00	.00	.0%	
TOTAL REVENUE	-1,274,774.98	-1,297,694.00	-1,297,694.00	-1,295,631.77	-1,377,694.00	-1,309,643.00	.0%	
TOTAL EXPENSE	712,885.39	1,297,694.00	1,297,694.00	810,451.39	1,297,694.00	1,309,643.00	.0%	
GRAND TOTAL	-561,889.59	.00	.00	-485,180.38	-80,000.00	.00	.0%	

** END OF REPORT - Generated by Diana Ellenbecker **



City of Green Bay

CITY OF GREEN BAY NEXT YEAR / CURRENT YEAR BUDGET ANALYSIS

PROJECTION: 20241 2024 BUDGET PROJECTION						FOR PERIOD 99	
ACCOUNTS FOR:							
703 SELF-INS/ LIABILITY	2022 ACTUAL	2023 ORIG BUD	2023 REVISED BUD	2023 ACTUAL	2023 PROJECTION	2024 DEPT/MAYOR	PCT CHANGE
41110 CURR REAL PROPER	-632,945.00	-634,173.00	-634,173.00	-634,173.00	-634,173.00	-645,390.00	1.8%
48100 INTEREST REVENUE	-6,843.80	-2,500.00	-2,500.00	-18,349.89	-20,000.00	-25,600.00	924.0%
48110 INVESTMENT MARKE	6,352.49	.00	.00	.00	.00	.00	.0%
48400 INSURANCE RECOVER	.00	-15,000.00	-15,000.00	-17,266.97	-20,552.40	-15,000.00	.0%
48440 GENERAL LIABILIT	-95,408.31	-146,800.00	-146,800.00	-74,909.34	-146,800.00	-138,698.00	-5.5%
48990 MISCELLANEOUS RE	-78,521.00	-78,845.00	-78,845.00	-78,845.00	-78,845.00	-82,415.00	4.5%
50001 REGULAR SALARIES	28,907.52	37,303.00	37,303.00	7,309.17	37,303.00	39,878.00	6.9%
51101 VACATION PAY	1,809.90	.00	.00	.00	.00	.00	.0%
51102 HOLIDAY PAY	1,081.40	.00	.00	.00	.00	.00	.0%
51103 PERSONAL DAYS	369.45	.00	.00	.00	.00	.00	.0%
51108 SICK PAY	1,892.40	.00	.00	.00	.00	.00	.0%
51201 HEALTH INSURANCE	14,903.86	12,898.00	12,898.00	584.40	12,898.00	4,816.00	-62.7%
51202 DENTAL INSURANCE	1,218.36	1,052.00	1,052.00	34.14	1,052.00	274.00	-74.0%
51203 LIFE INSURANCE	42.45	47.00	47.00	7.82	47.00	50.00	6.4%
51210 SOCIAL SECURITY	1,743.38	2,190.00	2,190.00	447.13	2,190.00	2,428.00	10.9%
51211 MEDICARE	407.76	513.00	513.00	104.56	513.00	568.00	10.7%
51301 WRS - EMPLOYER S	2,213.86	2,537.00	2,537.00	497.02	2,537.00	2,752.00	8.5%
53001 CONTRACTUAL SERV	9,900.00	.00	.00	.00	.00	9,900.00	.0%
53021 LEGAL EXPENSES	275,661.58	70,000.00	70,000.00	134,890.02	152,378.34	100,000.00	42.9%
57001 LIABILITY INSURA	355,342.00	367,830.00	367,830.00	338,236.96	367,830.00	350,267.00	-4.8%
57031 G/L INSURANCE CL	-74,813.26	382,948.00	382,948.00	126,546.19	325,000.00	396,170.00	3.5%
TOTAL 703 SELF-INS/ LIABILIT	-186,684.96	.00	.00	-214,886.79	1,377.94	.00	.0%
TOTAL REVENUE	-807,365.62	-877,318.00	-877,318.00	-823,544.20	-900,370.40	-907,103.00	.0%
TOTAL EXPENSE	620,680.66	877,318.00	877,318.00	608,657.41	901,748.34	907,103.00	.0%
GRAND TOTAL	-186,684.96	.00	.00	-214,886.79	1,377.94	.00	.0%

** END OF REPORT - Generated by Diana Ellenbecker **



City of Green Bay

CITY OF GREEN BAY NEXT YEAR / CURRENT YEAR BUDGET ANALYSIS

PROJECTION: 20241 2024 BUDGET PROJECTION							FOR PERIOD 99	
ACCOUNTS FOR:								
704 HEALTH INSURANCE ESCROW	2022 ACTUAL	2023 ORIG BUD	2023 REVISED BUD	2023 ACTUAL	2023 PROJECTION	2024 DEPT/MAYOR	PCT CHANGE	
10 ADMINISTRATIVE SERV	-2,174,532.22	-1,100,000.00	-1,100,000.00	-1,193,971.32	-1,153,971.32	-1,200,000.00	9.1%	
12 INFORMATION TECH AN	46,731.04	.00	.00	.00	.00	.00	.0%	
16 MUNICIPAL COURT	13,824.76	.00	.00	.00	.00	.00	.0%	
25 COMMUNITY AND ECONO	38,873.42	.00	.00	.00	.00	.00	.0%	
30 POLICE	584,639.39	600,000.00	600,000.00	7,425.12	400,000.00	800,000.00	33.3%	
40 FIRE	1,006,646.74	500,000.00	500,000.00	318,327.90	550,000.00	400,000.00	-20.0%	
50 DEPT OF PUBLIC WORK	85,039.95	.00	.00	10,183.16	10,183.16	.00	.0%	
60 PARKS, REC AND FORE	45,173.67	.00	.00	80,391.55	99,759.36	.00	.0%	
TOTAL 704 HEALTH INSURANCE E	-353,603.25	.00	.00	-777,643.59	-94,028.80	.00	.0%	
TOTAL REVENUE	-1,100,000.00	-1,200,000.00	-1,200,000.00	-1,200,000.00	-1,200,000.00	-1,300,000.00	.0%	
TOTAL EXPENSE	746,396.75	1,200,000.00	1,200,000.00	422,356.41	1,105,971.20	1,300,000.00	.0%	
GRAND TOTAL	-353,603.25	.00	.00	-777,643.59	-94,028.80	.00	.0%	

** END OF REPORT - Generated by Diana Ellenbecker **